UdalGIDA
Udalen finantzak
Finanzas municipales
Udal adierazleak
Indicadores municipales
Zenbaki berezia
2014

Gipuzkoako Foru Aldundia
Ogasun eta Finantza Departamentua
Departamento de Hacienda y Finanzas

UdalGIDA

2014
Zenbaki berezia

AURKIBIDEA

KONTZEPTUAK ETA METODOLOGIA 6

ADIERAZLEAK. BALIO ERLATIBOAK

Finantza-tutoretzaren adierazleak
- Aurrezki gordina 16
- Legezko zorpetze-maila 17
- Aurrezki garbia 18
- Zorpetze muga 19
- Zor bizia 20

Gastuen adierazleak
- Langileriaren gastuak 21
- Azpikontratazioak..... 22
- Besteei emandako diru laguntzak 23
- Funtzionamendu gastuak..... 24

Inbertsioen adierazleak
- Inbertsio garbiak, lotutako finantzaketa gabeak 25
- Inbertsio garbiak, guztira 26
- Inbertsio maila, lotutako finantzaketa gabea 27
- Inbertsio maila, guztira..... 28
- Kapital transferentziekiko menpekotasuna..... 29
- Maileguekiko menpekotasuna 30

Sarreren adierazleak
- Presio fiskala 31
- Ordenantzak 32
- Zerga ahalmena 33
- Transferentzia arruntekiko menpekotasuna..... 34
- Aparteko sarrerak 35
- Errolda fiskalen kobrantza maila..... 36

Bestelako adierazleak
- Gastu orokorretarako diruzaintzako gerakina 37
- Likidezia..... 38

ADIERAZLEAK. BALIO ABSOLUTUAK

Finantza-tutoretzaren adierazleak
- Aurrezki gordina 40
- Legezko zorpetze-maila 41
- Aurrezki garbia 42
- Zor bizia 43

Gastuen adierazleak
- Langileriaren gastuak 44
- Azpikontratazioak..... 45
- Besteei emandako diru laguntzak 46
- Funtzionamendu gastuak..... 47

Inbertsioen adierazleak
- Inbertsio garbiak, lotutako finantzaketa gabeak 48
- Inbertsio garbiak, guztira 49
- Kapital transferentziekiko menpekotasuna 50
- Jasotako maileguak 51

Sarreren adierazleak
- Presio fiskala 52
- Zerga ahalmena 53
- Jasotako transferentzia arruntak..... 54
- Aparteko sarrerak 55

Bestelako adierazleak

ÍNDICE

CONCEPTOS Y METODOLOGÍA 6

INDICADORES. VALORES RELATIVOS

Indicadores de tutela financiera
- Ahorro bruto 16
- Nivel de endeudamiento legal 17
- Ahorro neto 18
- Margen de endeudamiento 19
- Deuda viva 20

Indicadores de gasto
- Gastos de personal 21
- Subcontrataciones 22
- Subvenciones concedidas 23
- Gastos de funcionamiento 24

Indicadores de inversión
- Inversiones netas sin financiación afectada 25
- Inversiones netas totales 26
- Nivel de inversión sin financiación afectada 27
- Nivel de inversión total 28
- Dependencia de transferencias de capital 29
- Dependencia de préstamos 30

Indicadores de ingresos
- Presión fiscal 31
- Ordenanzas 32
- Capacidad fiscal 33
- Dependencia de transferencias corrientes 34
- Ingresos extraordinarios 35
- Nivel de cobrabilidad de padrones fiscales 36

Otros indicadores
- Remanente de tesorería para gastos generales 37
- Liquidez 38

INDICADORES. VALORES ABSOLUTOS

Indicadores de tutela financiera
- Ahorro bruto 40
- Nivel de endeudamiento legal..... 41
- Ahorro neto..... 42
- Deuda viva 43

Indicadores de gasto
- Gastos de personal 44
- Subcontrataciones 45
- Subvenciones concedidas 46
- Gastos de funcionamiento 47

Indicadores de inversión
- Inversiones netas sin financiación afectada 48
- Inversiones netas totales..... 49
- Dependencia de transferencias de capital..... 50
- Préstamos recibidos..... 51

Indicadores de ingresos
- Presión fiscal 52
- Capacidad fiscal..... 53
- Transferencias corrientes recibidas 54
- Ingresos extraordinarios 55

Otros indicadores

- Gastu orokorretarako diruzaintzako gerakina 56
- Likidezia..... 57

IRUDIAK.

Udal multzoak

- Laburduren azalpena 59
- Gipuzkoa..... 60
- 1.000 biztanletik behera 61
- 1.000 - 5.000 biztanle..... 62
- 5.000 - 10.000 biztanle..... 63
- 10.000 - 20.000 biztanle..... 64
- 20.000 – 100.000 biztanle 65
- 100.000 biztanletik gora 66
- **Udalak / Ayuntamientos**
- ABALTZISKETA..... 67
- ADUNA 68
- AIZARNAZABAL 69
- ALBIZTUR 70
- ALEGIA 72
  ALKIZA 72
- ALTZO 73
- AMEZKETA 74
- ANDOAIN 75
- ANOETA 76
- ANTZUOLA 77
- ARAMA 78
- ARETXABALETA 79
- ASTEASU 80
- ATAUN..... 81
- AIA 82
- AZKOITIA 83
- AZPEITIA 84
- BEASAIN 85
- BEIZAMA..... 86
- BELAUNTZA 87
- BERASTEGI 88
- BERROBI 89
- BIDEGOIAN 90
- ZEGAMA 91
- ZERAIN 92
- ZESTOA 93
- ZIZURKIL 94
- DEBA 95
- EIBAR..... 96
- ELDUAIN 97
- ELGOIBAR 98
- ELGETA 99
- ESKORIATZA 100
- EZKIO-ITSASO 101
- HONDARRIBIA 102
- GAINTZA 103
- GABIRIA 104
- GETARIA 105
- HERNANI 106
- HERNIALDE 107
- IBARRA 108
- IDIAZABAL 109
- IKAZTEGIETA..... 110

AURREZKI GARBIA **156**

ZOR BIZIA BIZTANLEKO 2012-12-31n **159**

- Remanente de tesorería para gastos generales 56
- Liquidez 57

GRÁFICOS.

Tramos de ayuntamientos

- Explicación de las abreviaturas..... 59
- Gipuzkoa 60
- Menos de 1.000 habitantes 61
- 1.000 - 5.000 habitantes 62
- 5.000 - 10.000 habitantes 63
- 10.000 - 20.000 habitantes 64
- 20.000 - 100.000 habitantes 65
- Más de 100.000 habitantes..... 66

- IRUN 111
- IRURA 112
- ITSASONDO..... 113
- LARRAUL..... 114
- LAZKAO 115
- LEABURU..... 116
- LEGAZPI..... 117
- LEGORRETA..... 118
- LEZO 119
- LIZARTZA..... 120
- ARRASATE..... 121
- MUTRIKU 122
- MUTILOA 123
- OLABERRIA 124
- OÑATI 125
- OREXA..... 126
- ORIO 127
- ORMAIZTEGI 128
- OIARTZUN..... 129
- PASAIA 130
- SORALUZE..... 131
- ERREZIL 132
- ERRENTERIA 133
- LEINTZ-GATZAGA 134
- DONOSTIA 135
- SEGURA..... 136
- TOLOSA..... 137
- URNIETA 138
- USURBIL 139
- BERGARA 140
- VILLABONA..... 141
- ORDIZIA 142
- URRETXU..... 143
- ZALDIBIA..... 144
- ZARAUTZ..... 145
- ZUMARRAGA 146
- ZUMAIA 147
- MENDARO 148
- LASARTE-ORIA 149
- ASTIGARRAGA 150
- BALIARRAIN 151
- ORENDAIN 152
- ALTZAGA..... 153
- GAZTELU..... 154

AHORRO NETO **156**

DEUDA VIVA POR HABITANTE a 31-12-2012 **159**

UdalGIDA

Kontzeptuak eta metodologia

A) FINANTZA-TUTORETZAREN ADIERAZLEAK

1.- AURREZKI GORDINA

Esanahia: Sarrera arruntekin gastu arrunt ez-finantzarioei aurre egin ondoren gelditzen den zatia adierazten du. Udalak bere baliabideekin zama finantzarioa eta inbertsioak finantzatzeko duen ahalmenaren berri ematen digu. Aurrezki gordinak zama finantzarioaren balio berekoa edo handiagoa izan behar du beti; bestela, udalak ezingo luke zama finantzarioa ordaindu, eta ez luke autofinantzaketarik ere izango inbertsioei aurre egiteko.

Kalkulua:

- (1) Sarrera arruntak: 1etik 5era bitarteko sarrera-kapituluak, kontribuzio bereziak kenduta.
- (2) Gastu arrunt ez finantzarioak: Gastuetako 1, 2 eta 4 kapituluak
- (3) Aurrezki gordina, balio absolutuan: (1)-(2)
- (4) Aurrezki gordina, balio erlatiboan: (3)/(1)*100

2.- LEGEZKO ZORPETZE-MAILA

Esanahia: Zama finantzarioa ordaintzen erabilitako sarrera arrunten zatia adierazten du, ehunekotan. Portzentaje hau erabiltzen du Foru Aldundiak udalen gaineko finantza-tutoretzan. Konputatutako zama finantzarioa, amortizazio-gabeziako eperik ez balego ordaindu beharko liratekeen interes eta amortizazioen batura teorikoaren bidez emana dator.

Kalkulua:

- (1) Zama finantzarioa, balio absolutuan: finantza-tutoretzarako konputatutako zenbatekoa.
- (2) Sarrera arruntak
- (3) Legezko zorpetze-maila: (1)/(2)*100

3.- AURREZKI GARBIA

Esanahia: Zama finantzarioa ordaindu ondoren gelditzen den aurrezki gordinaren zatia adierazten du. Udalek, nork bere baliabideekin, inbertsioak finantzatzeko duten ahalmenaren berri ematen digu. Aurrezki garbiak positiboa izan behar du beti; bestela, Diruzaintza-Gerakina negatiboa izango litzateke, edota kapital-sarreren bitartez ariko lirateke gastu arruntak finantzatzen.

Kalkulua:

- (1) Aurrezki gordina
- (2) Zama finantzarioa: finantza-tutoretzan konputatutako zenbatekoa
- (3) Aurrezki garbia, balio absolutuan: (1)-(2)
- (4) Sarrera arruntak

A) INDICADORES DE TUTELA FINANCIERA

1.- AHORRO BRUTO

Concepto: Indica la parte de los ingresos corrientes que queda disponible una vez atendidos los gastos corrientes no financieros. Refleja la capacidad del ayuntamiento para financiar con recursos propios la carga financiera y las inversiones. El ahorro bruto ha de ser en todo caso igual o superior a la carga financiera, pues de lo contrario el ayuntamiento no podría atender al pago de la carga financiera, ni tendría autofinanciación para inversiones.

Cálculo:

- (1) Ingresos corrientes: Capítulos 1 a 5 de ingresos, excepto contribuciones especiales.
- (2) Gastos corrientes, no financieros: Capítulos 1, 2 y 4 de gastos
- (3) Ahorro bruto valor absoluto: (1)-(2)
- (4) Ahorro bruto valor relativo: (3)/(1)*100

2.- NIVEL DE ENDEUDAMIENTO LEGAL

Concepto: Indica el porcentaje de ingresos corrientes que han de destinarse al pago de las cargas financieras. Este porcentaje es el utilizado por la Diputación Foral a efectos de tutela financiera sobre ayuntamientos. Las cargas financieras computadas corresponden a la suma teórica de intereses y amortización que se habrían de abonar a las entidades prestamistas en el supuesto de que no se hubiere establecido periodo de carencia.

Cálculo:

- (1) Cargas financieras valor absoluto: importe computado a efectos de tutela financiera
- (2) Ingresos corrientes
- (3) Nivel de endeudamiento legal: (1)/(2)*100

3.- AHORRO NETO

Concepto: Refleja la parte del ahorro bruto que queda después de hacer frente al pago de las cargas financieras. Indica la capacidad del ayuntamiento para financiar inversiones con recursos propios. En todo caso, esta magnitud ha de ser positiva, pues de lo contrario o bien estaríamos ante un Remanente de Tesorería negativo, o bien estaríamos destinando ingresos de capital para financiar gastos corrientes.

Cálculo:

- (1) Ahorro bruto
- (2) Cargas financieras: importe computado a efectos de tutela financiera
- (3) Ahorro neto valor absoluto: (1)-(2)
- (4) Ingresos corrientes

- (5) Aurrezki garbia, balio erlatiboan: (3)/(4)*100

4.- ZORPETZE-MUGA

Esanahia: Zama finantzarioa ordaindu ondoren geratzen den aurrezki gordinaren zatia adierazten du ehunekotan, hau da, autofinantzaketa.

Kalkulua:

- (1) Zama finantzarioa, balio absolutuan: finantza-tutoretzan konputatutako zenbatekoa.
- (2) Aurrezki gordina
- (3) Zorpetze muga, balio erlatiboan: 100-((1)/(2)*100)
- (4): Salbuespena: aurrezki gordina negatiboa denean edota zama finantzarioa aurrezki gordina baino handiagoa denean zorpetze muga zero izango da.

5.- ZOR BIZIA

Esanahia: Udalak hitzartutako epe luzeko maileguetatik (erabiliak nahiz erabili gabeak) amortizatu gabe dagoen zatia, adierazten den urteko abenduaren 31n. Finantza-tutoretzarako aintzat hartutako eragiketa guztiei dagokien zenbatekoa konputatzen da (maileguak, abalak, eta abar). Ez dira konputatzen diruzaintza-eragiketak, hau da, kobrantzen eta ordainketen arteko aldi baterako desorekei aurre egiteko hitzartzen direnak.

Kalkulua:

- (1) Zor bizia, balio absolutuan: Hitzartutako zorretik amortizatu gabe dagoen zenbatekoa abenduaren 31n.
- (2) Sarrera arruntak
- (3) Zor bizia, balio erlatiboa: (1)/(2)*100

B) GASTUEN ADIERAZLEAK

1.- LANGILERIAREN GASTUAK

Esanahia: Balio absolutuan, 1. kapituluan onartutako obligazioen zenbatekoa jasotzen du. Balio erlatiboan, 1. kapituluan onartutako obligazioei aurre egiteko erabili den sarrera arrunten portzentajea adierazten du.

Kalkulua:

- (1) Langileriaren gastuak, balio absolutuan: Gastuen 1. kapitulua.
- (2) Sarrera arruntak
- (3) Langileriaren gastuak, balio erlatiboan: (1)/(2)*100

- (5) Ahorro neto valor relativo: (3)/(4)*100

4.- MARGEN DE ENDEUDAMIENTO

Concepto: Recoge la proporción del ahorro bruto que queda disponible tras hacer frente al pago de las cargas financieras, es decir la autofinanciación.

Cálculo:

- (1) Cargas financieras valor absoluto: importe computado a efectos de tutela financiera
- (2) Ahorro bruto
- (3) Margen de endeudamiento valor relativo: 100-((1)/(2)*100)
- (4) Excepción: en el caso de ahorro bruto negativo o cargas financieras mayores que el ahorro bruto se considera margen de endeudamiento nulo.

5.- DEUDA VIVA

Concepto: Importe de la deuda a largo plazo concertada por el ayuntamiento (independientemente de si está dispuesta o no) pendiente de amortizar a 31 de diciembre del año indicado. Se computa el importe de todas las operaciones tenidas en cuenta a efectos de tutela financiera (préstamos, avales, etc). No se computan las operaciones de tesorería concertadas con objeto de hacer frente a desfases transitorios entre cobros y pagos.

Cálculo:

- (1) Deuda viva valor absoluto: importe de deuda formalizada pendiente de amortizar a 31 de diciembre.
- (2) Ingresos corrientes
- (3) Deuda viva valor relativo: (1)/(2)*100

B) INDICADORES DE GASTO

1.- GASTOS DE PERSONAL

Concepto: En valor absoluto, recoge el importe de las obligaciones reconocidas con cargo al capítulo 1º. En valores relativos, refleja el porcentaje de ingresos corrientes necesario para hacer frente a las obligaciones reconocidas con cargo al capítulo 1º.

Cálculo:

- (1) Gastos de personal valor absoluto: Capítulo 1 de gastos
- (2) Ingresos corrientes
- (3) Gastos de personal valor relativo: (1)/(2)*100

2.- AZPIKONTRATAZIOAK

Esanahia: Balio absolutuan, 227 kontzeptu ekonomikoan (kanpoko bestelako enpresek egindako lanak) onartutako obligazioen zenbatekoa jasotzen du. Balio erlatiboan, obligazio horiek ordaintzen erabilitako sarrera arrunten portzentajea adierazten du.

Kalkulua:

- (1) Kanpoko enpresen gastuak, balio absolutuan: Gastuen 227 kontzeptua (kanpoko bestelako enpresek egindako lanak)
- (2) Sarrera arruntak
- (3) Azpikontratazioak, balio erlatiboan: (1)/(2)*100

2.- SUBCONTRATACIONES

Concepto: En valor absoluto, recoge el importe de las obligaciones reconocidas con cargo al concepto económico 227 "Trabajos realizados por otras empresas externas". En valores relativos, refleja el porcentaje de ingresos corrientes necesario para hacer frente al pago de las citadas obligaciones.

Cálculo:

- (1) Gastos de empresas externas valor absoluto: Concepto 227 de gastos (trabajos realizados por otras empresas externas).
- (2) Ingresos corrientes
- (3) Subcontrataciones valor relativo: (1)/(2)*100

3.- BESTEEI EMANDAKO DIRU LAGUNTZAK

Esanahia: Balio absolutuan, enpresa pribatuei, familia eta irabazi-xederik gabeko erakundeei eta atzerriari emandako transferentzietan onartutako obligazioak jasotzen ditu, hau da, eskuzabaltasunez emandakoak. Balio erlatiboan, obligazio horiek ordaintzen erabilitako sarrera arrunten portzentajea adierazten du.

Kalkulua:

- (1) Diru laguntzak, balio absolutuan: Gastuen 47. artikulua (transferentzia arruntak enpresa pribatuei), 48. artikulua (familia eta irabazi-xederik gabeko erakundeei) eta 49. artikulua (atzerriari).
- (2) Sarrera arruntak
- (3) Diru laguntzak, balio erlatiboan: (1)/(2)*100

3.- SUBVENCIONES CONCEDIDAS

Concepto: En valor absoluto, recoge el importe de las obligaciones reconocidas en concepto de transferencias a empresas privadas, a familias e instituciones sin fines de lucro y al exterior, es decir, las transferencias de mera liberalidad. En valores relativos, refleja el porcentaje de ingresos corrientes necesario para hacer frente al pago de las citadas obligaciones.

Cálculo:

- (1) Subvenciones valor absoluto: artículos 47 (transferencias corrientes a empresas privadas), 48 (a familias y organismos sin ánimo de lucro) y 49 (al exterior) de gastos.
- (2) Ingresos corrientes
- (3) Subvenciones valor relativo: (1)/(2)*100

4.- FUNTZIONAMENDU GASTUAK

Esanahia: Balio absolutuan, funtzionamendu-gastuetan onartutako obligazioak jasotzen ditu, hau da, langileriaren gastuak, ondasun eta zerbitzu arrunten erosketak eta "diru laguntzak" adierazlean jaso gabeko transferentzia arruntak. Balio erlatiboan, obligazio horiek ordaintzen erabilitako sarrera arrunten portzentajea adierazten du.

Kalkulua:

- (1) Funtzionamendu gastuak, balio absolutuan: Gastuen 1, 2 eta 4 kapituluak, diru laguntzak ezik.
- (2) Sarrera arruntak
- (3) Funtzionamendu gastuak, balio erlatiboan: (1)/(2)*100

4.- GASTOS DE FUNCIONAMIENTO

Concepto: En valor absoluto, recoge las obligaciones reconocidas por el ayuntamiento en concepto de gastos de funcionamiento, esto es, gastos de personal, compras de bienes y servicios corrientes y transferencias corrientes distintas a las recogidas en el indicador "subvenciones". En valores relativos, refleja el porcentaje de ingresos corrientes necesario para hacer frente al pago de las citadas obligaciones.

Cálculo:

- (1) Gastos de funcionamiento valor absoluto: capítulos 1, 2 y 4 de gastos, excepto subvenciones.
- (2) Ingresos corrientes
- (3) Gastos de funcionamiento valor relativo: (1)/(2)*100

C) INBERTSIOEN ADIERAZLEAK

1.- INBERTSIO GARBIAK, LOTUTAKO FINANTZAKETA GABEAK

Esanahia: Balio absolutuan, finantzaketa lotua ez duten kapital-gastuetan (pasibo finantzarioen amortizazioa ezik) onartutako obligazioak jasotzen ditu, inbertsioen besterenganatzea kenduta. Udalak inbertsioetan egindako ahalegina adierazten du, besteek (maileguak kontuan izan gabe) finantzatutako zatia jasotzen ez duenez. Balio erlatiboan, biztanleko datua ematen da.

Kalkulua:

- (1) Inbertsio garbiak, lotutako finantzaketa gabeak, balio absolutuan: Gastuen 6, 7 eta 8 kapituluak, ken sarreren 6, 7 eta 8 kapituluak, eta kontribuzio bereziak.
- (2) Biztanleak
- (3) Inbertsio garbiak, lotutako finantzaketa gabeak, balio erlatiboan: (1)/(2)*100

2.- INBERTSIO GARBIAK, GUZTIRA

Esanahia: Balio absolutuan, kapital-gastuetan (pasibo finantzarioen amortizazioa ezik) onartutako obligazioak jasotzen ditu, inbertsioen besterenganatzea kenduta. Balio erlatiboan, biztanleko datua ematen da.

Kalkulua:

- (1) Inbertsio garbiak, guztira, balio absolutuan: Gastuen 6, 7 eta 8 kapituluak, sarreren 6 eta 8 kapituluak kenduta.
- (2) Biztanleak
- (3) Inbertsio garbiak, guztira, balio erlatiboan: (1)/(2)*100

3.- INBERTSIO-MAILA, LOTUTAKO FINANTZAKETA GABEA

Esanahia: Balio absolutuan, finantzaketa lotua ez duten kapital-gastuetan (pasibo finantzarioen amortizazioa ezik) onartutako obligazioak jasotzen ditu, inbertsioen besterenganatzea kenduta. Udalak inbertsioetan egindako ahalegina adierazten du, besteek (maileguak kontuan izan gabe) finantzatutako zatia jasotzen ez duenez. Balio erlatiboan, gastu osoaren gainean obligazio horiek duten portzentajea ematen digu.

C) INDICADORES DE INVERSIÓN

1.- INVERSIONES NETAS SIN FINANCIACIÓN AFECTADA

Concepto: En valor absoluto, recoge el importe de las obligaciones reconocidas por gastos de capital (excepto amortización de pasivos financieros), minorado por las enajenaciones de inversiones, y que no estén financiadas con ingresos afectados. Refleja el esfuerzo inversor del ayuntamiento, en la medida en que no computa la parte financiada por terceros (excepto deuda). En valores relativos, la información se presenta en términos per cápita.

Cálculo:

- (1) Inversiones netas sin financiación afectada valor absoluto: capítulos 6, 7 y 8 de gastos, minorados con capítulos 6, 7 y 8 de ingresos, y contribuciones especiales.
- (2) Habitantes
- (3) Inversiones netas sin financiación afectada valor relativo: (1)/(2)*100

2.- INVERSIONES NETAS TOTALES

Concepto: En valor absoluto, recoge el importe de las obligaciones reconocidas totales por gastos de capital (excepto amortización de pasivos financieros), minorado por las enajenaciones de inversiones. En valores relativos, la información se presenta en términos per cápita.

Cálculo:

- (1) Inversiones netas totales valor absoluto: Capítulos 6, 7 y 8 de gastos, minorados con capítulos 6 y 8 de ingresos,
- (2) Habitantes
- (3) Inversiones netas totales valor relativo: (1)/(2)*100

3.- NIVEL DE INVERSIÓN SIN FINANCIACION AFECTADA

Concepto: En valor absoluto, recoge el importe de las obligaciones reconocidas por gastos de capital (excepto amortización de pasivos financieros), minorado por las enajenaciones de inversiones, y que no estén financiadas con ingresos afectados. Refleja el esfuerzo inversor del ayuntamiento, en la medida en que no computa la parte financiada por terceros (excepto deuda). En valores relativos, refleja el porcentaje que suponen dichas obligaciones en relación con el gasto total.

Kalkulua:

- (1) Inbertsio garbiak, lotutako finantzaketa gabeak, balio absolutuan
- (2) Gastuak guztira: Gastuen 1etik 9rainoko kapituluak
- (3) Inbertsio-maila, lotutako finantzaketa gabea: (1)/(2)*100

Cálculo:

- (1) Inversiones netas sin financiación afectada valor absoluto
- (2) Total de gastos: Capítulos 1 a 9 de gastos
- (3) Nivel de inversión sin financiación afectada: (1)/(2)*100

4.- INBERTSIO-MAILA, GUZTIRA

Esanahia: Balio absolutuan, kapital-gastuetan (pasibo finantzarioen amortizazioa ezik) onartutako obligazioak jasotzen ditu, inbertsioen besterenganatzea kenduta. Balio erlatiboan, gastu osoaren gainean obligazio horiek duten portzentajea ematen digu.

Kalkulua:

- (1) Inbertsio garbiak, guztira, balio absolutuan
- (2) Gastuak guztira: Gastuen 1etik 9rainoko kapituluak
- (3) Inbertsio-maila, guztira: (1)/(2)*100

4.- NIVEL DE INVERSIÓN TOTAL

Concepto: En valor absoluto, recoge el importe de las obligaciones reconocidas totales por gastos de capital (excepto amortización de pasivos financieros), minorado por las enajenaciones de inversiones. En valores relativos, refleja el porcentaje que suponen dichas obligaciones en relación con el gasto total.

Cálculo:

- (1) Inversiones netas totales valor absoluto
- (2) Total de gastos: Capítulos 1 a 9 de gastos
- (3) Nivel de inversión total: (1)/(2)*100

5.- KAPITAL-TRANSFERENTZIEKIKO MENPEKOTASUNA

Esanahia: Balio absolutuan, beste entitateetatik datozen kapital-transferentzietan likidatutako eskubideak jasotzen ditu. Balio erlatiboan, transferentzia horiek finantzatu duten inbertsio garbiaren ehunekoa jasotzen du. Inbertsioek kapital-transferentziekiko duten menpekotasun-mailaren berri ematen digu.

Kalkulua:

- (1) Kapital-transferentziak, balio absolutuan: Sarreren 7. kapitulua.
- (2) Inbertsio garbiak: Gastuen 6, 7 eta 8 kapituluak, sarreren 6 eta 8 kapituluak kenduta.
- (3) Kapital-transferentziekiko menpekotasuna: (1)/(2)*100

5.- DEPENDENCIA DE TRANSFERENCIAS DE CAPITAL

Concepto: En valor absoluto, recoge el importe de los derechos reconocidos por transferencias de capital procedentes de otros entes. En valores relativos, recoge el porcentaje de la inversión neta total que ha sido financiado con dichas transferencias. Indica el grado de dependencia de las inversiones respecto de las transferencias de capital.

Cálculo:

- (1) Transferencias de capital valor absoluto: Capítulo 7 de ingresos.
- (2) Inversiones netas: Capítulos 6, 7 y 8 de gastos, minorados con capítulos 6 y 8 de ingresos,
- (3) Dependencia de transferencias de capital: (1)/(2)*100

6.- MAILEGUEKIKO MENPEKOTASUNA

Esanahia: Balio absolutuan, jasotako maileguengatik likidatutako eskubideak jasotzen ditu. Balio erlatiboan, mailegu horiek finantzatu duten inbertsio garbiaren ehunekoa jasotzen du. Inbertsioek maileguekiko duten menpekotasun-mailaren berri ematen digu.

Kalkulua:

- (1) Maileguak, balio absolutuan: Sarreren 9. kapitulua
- 2) Inbertsio garbiak: Gastuen 6, 7 eta 8 kapituluak, sarreren 6 eta 8 kapituluak kenduta.

6.- DEPENDENCIA DE PRÉSTAMOS

Concepto: En valor absoluto, recoge el importe de los derechos reconocidos en concepto de préstamos recibidos. En valores relativos, recoge el porcentaje de la inversión neta total que ha sido financiado con dichos préstamos. Indica el grado de dependencia de las inversiones respecto de los préstamos.

Cálculo:

- (1) Préstamos valor absoluto: Capítulo 9 de ingresos
- (2) Inversiones netas: Capítulos 6, 7 y 8 de gastos, minorados con capítulos 6 y 8 de ingresos

- (3) Maileguekiko menpekotasuna: (1)/(2)*100

D) SARREREN ADIERAZLEAK

1.- PRESIO FISKALA

Esanahia: Balio absolutuan, zuzeneko zergetan, zeharkako zergetan, tasetan, prezio publikoetan eta kontribuzio berezietan likidatutako eskubideak jasotzen ditu. Adierazlea faktore hauei lotuta dago: udalerriko zerga-ahalmenari, ordenantzetan jasotako tarifei eta kudeaketa-eraginkortasunari. Balio erlatiboan, datua biztanleko emana dator.

Kalkulua:

- (1) Sarrera tributarioak, balio absolutuan: Sarreren 1 eta 2 kapituluak eta 31, 32, 34 eta 36 artikuluak (tasak, prezio publikoak eta kontribuzio bereziak)
- (2) Biztanleak
- (3) Sarrera tributarioak, balio erlatiboan: (1)/(2)*100

2.- ORDENANTZAK

Esanahia: Udalak zenbateraino erabili duen legeriak bere esku utzitako zergapetze-gaitasuna jasotzen du. Hau da, legeriak baimendutako gehienezko karga-tasetatik eta tarifetatik zenbateko zatia osatzen duten, ehunekotan, udalak onartutakoek.

Kalkulua:

- (1) OHZ-landalurra: tasa/1,1*100
- (2) OHZ-hirilurra:
  - ⇒ 2012. urtera arte: tasa/0,416*100
  - ⇒ 2013. urtetik aurrera: tasa/0,453*100
- (3) JEZ:
  - ⇒ 2012. urtera arte: koefizientea*kokapen indizea*ponderazio koefizientea/5,28*100
  - ⇒ 2013. urtera arte: koefizientea*kokapen indizea*ponderazio koefizientea/5,676*100
- (4) Ibilgailuen gaineko Zerga:
  - ⇒ 2009. urtera arte: koefizientea/2,2*100
  - ⇒ 2010. urtetik aurrera: koefizientea/3*100
- (5) Eraikuntzen gaineko Zerga: tipoa/5*100
- (6) Lurren Balio-Gehikuntzaren gaineko Zerga: tipoa*ehunekoa/K*100, eta bertan:
  - ⇒ ehunekoa=(%1+%2+%3+%4)/4
  - ⇒ K, 2012. urtera arte=32,50
  - ⇒ K, 2013. urtetik aurrera=48,75
- (7) Ordenantzak: 0,01*(1)+0,44*(2)+0,21*(3)+0,14*(4)+0,15*(5)+0,05*(6)

- (3) Dependencia de préstamos: (1)/(2)*100

D) INDICADORES DE INGRESOS

1.- PRESIÓN FISCAL

Concepto: En valor absoluto, recoge el importe de los derechos reconocidos por impuestos directos, impuestos indirectos, tasas, precios públicos y contribuciones especiales. Este indicador depende de la capacidad fiscal del municipio, de las tarifas recogidas en sus ordenanzas y de la eficacia en la gestión. En valores relativos, la información se presenta en términos per cápita.

Cálculo:

- (1) Ingresos tributarios valor absoluto: Capítulos 1 y 2 y artículos 31, 32, 34 y 36 (tasas, precios públicos y contribuciones especiales) de ingresos.
- (2) Habitantes
- (3) Ingresos tributarios valor relativo: (1)/(2)*100

2.- ORDENANZAS

Concepto: Recoge el grado de utilización por parte del ayuntamiento del recorrido fiscal permitido por la normativa vigente. Esto es, el porcentaje que suponen los tipos y tarifas aprobados por el ayuntamiento respecto de los máximos permitidos por la normativa.

Cálculo:

- (1) IBI Rústica: tipo/1,1*100
- (2) IBI Urbana:
  - ⇒ Hasta 2012: tipo/0,416*100
  - ⇒ A partir de 2013: tipo/0,453*100
- (3) IAE:
  - ⇒ Hasta 2012: coeficiente*índice de situación*índice de ponderación/5,28*100
  - ⇒ A partir de 2013: coeficiente*índice de situación*índice de ponderación/5,676*100
- (4) Impuesto sobre Vehículos:
  - ⇒ Hasta 2009: coeficiente/2,2*100
  - ⇒ A partir de 2010: coeficiente/3*100
- (5) Impuesto de Construcciones: tipo/5*100
- (6) Plusvalía: tipo*porcentaje/K*100, donde:
  - ⇒ porcentaje=(%1+%2+%3+%4)/4
  - ⇒ K, hasta 2012= 32,50
  - ⇒ K, a partir de 2013=48,75
- (7) Ordenanzas: 0,01*(1)+0,44*(2)+0,21*(3)+0,14*(4)+0,15*(5)+0,05*(6)

3.- ZERGA-AHALMENA

Esanahia: Udalerrian dagoen eta zergapetu litekeen aberastasunaren arabera udalak berezkoak dituen zergengatik duen dirubilketa-ahalmena neurtzen du. Era kuantitatiboan, legerian jasotako gutxieneko karga-tasak erabiliz udalak egin dezakeen dirubilketarekin bat dator. Kalkulurako errolda bitartez kudeatzen diren zergak bakarrik hartu dira kontuan: OHZ, JEZ eta Trakzio Mekanikoko Ibilgailuen gaineko Zerga.

Kalkulua:

- (1) OHZ-landalurra: oinarri likidagarria*0,003
- (2) OHZ-hirilurra: oinarri likidagarria*0,0004
- (3) JEZ: gutxieneko tarifa
- (4) Ibilgailuen gaineko Zerga: gutxieneko tarifa
- (5) Zerga-ahalmena, balio absolutuan: (1)+(2)+(3)+(4)
- (6) Zerga-ahalmena, balio erlatiboan: (5)/biztanleak

3.- CAPACIDAD FISCAL

Concepto: Refleja la capacidad del ayuntamiento para recaudar sus tributos propios municipales, en base a la riqueza objeto de gravamen en su término municipal. Cuantitativamente se corresponde con la recaudación que obtendría el ayuntamiento en el caso de que aplicase los tipos y tarifas mínimos contemplados por la normativa vigente. A estos efectos, sólo se han tenido en consideración los impuestos municipales gestionados mediante padrón: IBI, IAE e Impuesto sobre Vehículos de Tracción Mecánica.

Cálculo:

- (1) IBI Rústica: base liquidable*0,003
- (2) IBI Urbana: base liquidable*0,0004
- (3) IAE: cuotas de tarifa
- (4) Impuesto sobre Vehículos: cuotas por tarifa mínima
- (5) Capacidad fiscal valor absoluto: (1)+(2)+(3)+(4)
- (6) Capacidad fiscal valor relativo: (5)/habitantes

4.- TRANSFERENTZIA ARRUNTEKIKO MENPEKOTASUNA

Esanahia: Balio absolutuan, beste entitateetatik datozen transferentzia arruntetan likidatutako eskubideak jasotzen ditu. Balio erlatiboan, transferentzia horiek sarrera arruntetan duten pisua, ehunekotan, jasotzen du. Sarrera arruntek transferentzia arruntekiko duten menpekotasun-mailaren berri ematen digu.

Kalkulua:

- (1) Transferentzia arruntak, balio absolutuan: Sarreren 4. kapitulua
- (2) Sarrera arruntak
- (3) Transferentzia arruntekiko menpekotasuna: (1)/(2)*100

4.- DEPENDENCIA DE TRANSFERENCIAS CORRIENTES

Concepto: En valor absoluto, recoge el importe de los derechos reconocidos en concepto de transferencias corrientes procedentes de otros entes. En valores relativos, recoge el porcentaje de ingresos corrientes que han sido obtenidos por esta vía de financiación. Indica el grado de dependencia de los ingresos corrientes respecto de las transferencias corrientes.

Cálculo:

- (1) Transferencias corrientes valor absoluto: Capítulo 4 de ingresos
- (2) Ingresos corrientes
- (3) Dependencia de transferencias corrientes: (1)/(2)*100

5.- APARTEKO SARRERAK

Esanahia: Balio absolutuan, urtetik urtera gora-behera ugari izaten dituzten sarrera aldakorretan likidatutako eskubideak jasotzen ditu. Balio erlatiboan, sarrera horiek sarrera arruntetan duten pisua, ehunekotan, jasotzen du.

Kalkulua:

- (1) Aparteko sarrerak, balio absolutuan: sarreren 2. kapitulua, Hirilurren Balio-Gehikuntzaren gaineko Zerga, salmentak, itxitako ekitaldietako diru-itzulketak eta 39. artikulua (bestelako sarrerak).
- (2) Sarrera arruntak
- (3) Aparteko sarrerak, balio erlatiboan: (1)/(2)*100

5.- INGRESOS EXTRAORDINARIOS

Concepto: En valor absoluto, recoge el importe de los derechos reconocidos en concepto de ingresos cuyo comportamiento es errático o experimentan fuertes oscilaciones de un año a otro. En valores relativos, recoge, en porcentaje, el peso de los ingresos de tal naturaleza respecto del total de ingresos corrientes.

Cálculo:

- (1) Ingresos extraordinarios valor absoluto: Capítulo 2 de ingresos, Impuesto sobre el Incremento del Valor de los Terrenos de Naturaleza Urbana, ventas, reintegros de presupuestos cerrados y artículo 39 (otros ingresos).
- (2) Ingresos corrientes
- (3) Ingresos extraordinarios valor relativo: (1)/(2)*100

6.- ERROLDA FISKALEN KOBRANTZA MAILA

Esanahia: OHZ eta JEZengatik jaulkitako errezibuetatik borondatezko ordainketa-epean izandako dirubilketa zenbatekoa izan den, ehunekotan, jasotzen du. Dirubilketa-eraginkortasuna adierazten du.

Kalkulua:

- (1) OHZ-landalurra: bilketa
- (2) OHZ- hirilurra: bilketa
- (3) JEZ: bilketa
- (4) OHZ-landalurra: emisioa
- (5) OHZ- hirilurra: emisioa
- (6) JEZ: emisioa
- (7) Zerga-erroldetako kobrantza-maila: [(1)+(2)+(3)] / [(4)+(5)+(6)]

6.- NIVEL DE COBRABILIDAD DE PADRONES FISCALES

Concepto: Recoge el porcentaje que supone la recaudación obtenida en periodo voluntario sobre el importe total de los recibos emitidos, en concepto de IBI e IAE. Refleja la eficacia recaudatoria.

Cálculo:

- (1) IBI Rústica: recaudación
- (2) IBI Urbana: recaudación
- (3) IAE: recaudación
- (4) IBI Rústica: emisión
- (5) IBI Urbana: emisión
- (6) IAE: emisión
- (7) Nivel de cobrabilidad de padrones fiscales: [(1)+(2)+(3)] / [(4)+(5)+(6)]*100

E) BESTELAKO ADIERAZLEAK

1.- GASTU OROKORRETARAKO DIRUZAINTZA-GERAKINA

Esanahia: Balio absolutuan, Gastu Orokorretarako Diruzaintza Gerakinaren zenbatekoa jasotzen du, aurrekontuaren likidaziotik hartuta. Urteko aurrekontuan kreditu-aldaketak finantzatzeko erabili litekeen aurreko urteetako soberakinaren berri ematen digu. Gastu Orokorretarako Diruzaintza-Gerakina negatiboa bada, udalak neurriz gain gastatu duela adierazten du, eta ondorioz sortutako defizita, legeriak agintzen duen eran, datozen urteetan kitatu beharko da. Balio erlatiboan, Diruzaintza-Gerakin horrek sarrera arruntetan duen pisua, ehunekotan, jasotzen du.

Kalkulua:

- (1) Gastu Orokorretarako Diruzaintza-Gerakina, balio absolutuan
- (2) Sarrera arruntak
- (3) Gastu Orokorretarako Diruzaintza-Gerakina, balio erlatiboan: (1)/(2)*100

2.- LIKIDEZIA

Esanahia: Udalak, batez beste, Diruzaintzan izan duen aldi baterako soberakinen berri ematen digu. Era kuantitatiboan, zeharbidez zehaztuta dago, hau da, soberakin horiek emandako etekin finantzarioen bitartez.

Kalkulua:

E) OTROS INDICADORES

1.- REMANENTE DE TESORERÍA PARA GASTOS GENERALES

Concepto: Recoge, en valores absolutos, el importe del Remanente de Tesorería para Gastos Generales que arroja la Liquidación del Presupuesto. Indica el excedente obtenido en ejercicios cerrados que puede servir como fuente de financiación de las modificaciones de crédito del ejercicio corriente. Un Remanente de Tesorería para Gastos Generales negativo indica que el ayuntamiento ha gastado por encima de sus posibilidades, provocando un déficit que ha de ser enjugado en ejercicios venideros, de acuerdo con lo establecido en la normativa presupuestaria vigente. En valores relativos, recoge el peso que representa dicho Remanente sobre el total de ingresos corrientes.

Cálculo:

- (1) Remanente de Tesorería para Gastos Generales valor absoluto
- (2) Ingresos corrientes
- (3) Remanente de Tesorería para Gastos Generales valor relativo: (1)/(2)*100

2.- LIQUIDEZ

Concepto: Indica el volumen de excedentes temporales de Tesorería de que ha dispuesto, por término medio, un ayuntamiento. Cuantitativamente se ha determinado, de forma indirecta, a través de los rendimientos financieros que dichos excedentes han generado.

Cálculo:

- (1) Etekin finantzarioak: Balore-tituluen interesak (50. art.) eta gordailuen interesak (56. art.)
- (2) Batez besteko interes-tasa adierazlearen urtean.
- (3) Batez besteko interes-tasa oinarrizko urtean
- (4) Likidezia, balio absolutuan: (1)/(2)*(3)
- (5) Sarrera arruntak
- (6) Likidezia, balio erlatiboan: (4)/(5)*100

F) OHARRA

Adierazleak osatzeko erabilitako aurrekontu-datuak likidazioetatik hartu dira, eskubide likidatuen eta obligazio onartuen fasean.

Aurrekontu-datuek udalaren eta bere organismo autonomoen zenbateko kontsolidatuak jasotzen dituzte, Gastu Orokorretarako Diruzaintza-Gerakinari buruzko adierazlean ezik.

- (1) Rendimientos financieros: Intereses de títulos valores (art. 50) e intereses de depósitos (art. 56).
- (2) Tipo de interés medio en el año del indicador.
- (3) Tipo de interés medio en el año base.
- (4) Liquidez valor absoluto: (1)/(2)*(3)
- (5) Ingresos corrientes
- (6) Liquidez valor relativo: (4)/(5)*1.000

F) NOTA

Los datos presupuestarios utilizados para la elaboración de los indicadores han sido obtenidos de la liquidación, en fase de derechos liquidados y obligaciones reconocidas.

Los datos presupuestarios corresponden a los importes consolidados de ayuntamientos y organismos autónomos, excepto en el indicador de Remanente de Tesorería para Gastos Generales.

UdalGIDA

Adierazleak. Balio erlatiboak

AURREZKI GORDINA
AHORRO BRUTO

	2003	2004	2005	2006	2007	2008	2009	2010	2011	2012
GAINTZA	22,79	14,52	12,77	11,36	18,00	11,19	-18,25	14,23	4,97	16,69
OREXA	22,90	24,23	25,81	3,87	21,68	37,95	-14,58	11,97	6,70	17,80
BALIARRAIN	39,12	14,99	20,96	35,72	37,49	41,79	34,87	39,56	17,37	41,70
ALTZAGA	28,32	32,83	26,77	34,74	40,68	30,54	12,48	22,50	-6,96	17,38
BEIZAMA	-15,94	39,68	36,53	51,18	-7,42	24,17	5,65	8,96	2,95	29,47
GAZTELU	9,20	12,97	-1,26	6,76	15,83	13,61	-6,81	10,69	3,68	4,71
ORENDAIN	32,51	28,00	29,12	18,57	-55,20	-4,42	17,12	23,69	-0,19	-0,12
ARAMA	25,73	51,39	39,07	24,70	27,61	31,18	18,01	20,47	28,74	21,76
ELDUAIN	22,56	21,98	20,56	12,03	18,61	33,49	19,75	-5,40	-28,70	20,60
MUTILOA	34,83	68,27	54,36	39,58	40,74	44,53	48,93	54,13	38,80	45,98
LEINTZ-GATZAGA	31,69	39,85	15,94	24,41	21,83	28,74	1,44	19,12	17,95	10,32
LARRAUL	-0,46	27,95	19,16	12,47	5,70	9,46	-9,53	12,05	7,26	19,46
ZERAIN	24,96	22,38	16,79	17,00	13,36	7,27	-5,68	16,33	25,55	19,92
BELAUNTZA	0,95	2,30	-7,91	25,01	23,74	33,85	15,57	22,93	10,89	21,53
ALBIZTUR	38,86	42,67	61,34	57,05	41,14	11,10	-20,00	6,62	-4,10	11,15
ABALTZISKETA	30,58	37,42	34,23	28,07	32,03	24,91	33,36	28,57	17,95	22,04
HERNIALDE	26,43	32,96	29,27	29,77	25,17	23,86	7,40	8,25	8,77	29,85
LEABURU	43,42	28,42	5,56	35,31	19,34	39,02	16,34	25,06	4,41	31,82
ALKIZA	7,43	-21,38	13,97	11,87	16,30	14,72	3,06	11,96	9,36	17,05
ALTZO	34,64	16,87	34,11	30,90	18,23	37,51	14,17	20,63	4,09	22,08
ADUNA	32,18	33,25	36,97	40,28	33,43	51,36	23,19	9,78	4,83	12,89
IKAZTEGIETA	22,41	11,88	12,79	2,74	10,65	5,26	16,78	34,88	14,26	20,32
GABIRIA	18,79	35,39	12,42	2,26	28,43	17,62	0,61	9,99	4,07	24,15
BIDEGOIAN	27,49	7,14	14,82	16,22	23,42	13,23	4,84	14,45	11,45	25,84
BERROBI	41,90	34,22	20,83	5,90	10,18	24,17	20,20	-9,50	-11,13	22,69
EZKIO-ITSASO	24,08	23,16	19,17	23,42	38,30	19,16	4,79	16,94	23,83	38,16
ERREZIL	17,94	16,09	13,61	21,57	22,12	6,32	9,72	14,51	14,36	31,79
LIZARTZA	36,98	31,82	20,74	25,56	30,80	11,05	7,93	-1,15	-2,89	11,39
ITSASONDO	27,41	37,04	42,57	34,88	36,23	32,61	12,24	14,39	14,12	19,01
AIZARNAZABAL	32,10	33,28	48,02	28,62	42,25	27,18	15,35	18,26	24,31	24,02
OLABERRIA	23,69	13,83	30,61	35,50	31,82	29,13	22,52	21,43	35,21	46,55
AMEZKETA	34,65	28,20	26,08	25,79	33,91	33,24	33,07	30,26	24,33	19,75
BERASTEGI	44,25	34,85	39,56	40,60	29,70	41,67	17,75	14,91	-17,99	24,61
ELGETA	19,22	13,51	25,71	9,19	4,86	6,50	3,10	15,50	24,09	25,01
ORMAIZTEGI	5,00	10,83	9,33	5,93	12,63	13,38	9,55	16,46	14,84	23,58
SEGURA	14,74	12,74	16,28	11,75	21,31	23,20	33,53	12,55	22,59	11,04
LEGORRETA	20,18	15,65	18,95	28,38	18,89	7,84	7,46	17,13	15,33	13,53
ASTEASU	14,13	11,05	33,19	29,61	33,72	16,74	28,02	11,73	11,12	29,36
ZALDIBIA	12,15	10,78	21,69	18,18	21,40	21,81	14,83	9,45	8,88	16,10
ZEGAMA	70,21	30,27	37,38	26,13	25,53	8,87	1,35	11,96	9,58	17,03
IRURA	25,76	17,50	33,03	8,44	11,85	11,22	14,81	6,32	1,30	17,14
ATAUN	33,14	34,54	28,93	33,82	34,64	22,32	16,07	16,99	16,77	25,31
ALEGIA	22,58	21,80	14,48	28,80	29,26	17,82	18,39	10,50	7,26	21,38
ANOETA	28,32	0,25	17,01	16,91	15,41	5,52	-9,13	19,22	26,05	21,06
MENDARO	21,72	20,77	35,50	31,71	32,53	27,51	20,14	27,97	22,82	27,35
AIA	19,80	26,14	40,12	29,78	37,15	12,73	17,83	22,74	19,79	30,04
ANTZUOLA	10,19	19,66	4,04	18,65	11,64	2,08	8,28	20,27	22,99	21,44
IDIAZABAL	25,35	23,04	29,44	30,24	27,33	14,45	7,80	21,74	10,27	16,51
GETARIA	19,56	15,27	13,36	17,66	11,34	5,58	-4,42	16,28	13,43	9,92
ZIZURKIL	22,43	26,58	22,30	17,26	21,98	18,74	7,61	3,20	-4,42	12,06
ZESTOA	27,23	14,58	28,19	37,45	33,25	16,48	16,80	18,79	18,14	25,29
SORALUZE	17,65	12,94	24,45	24,22	23,89	12,81	2,51	3,43	10,43	19,65
ESKORIATZA	32,11	14,54	20,50	22,94	26,81	18,40	13,81	23,27	12,57	19,06
IBARRA	27,99	21,44	31,20	18,00	27,40	8,89	-0,74	7,37	4,90	23,53
MUTRIKU	22,18	15,13	21,73	15,81	21,48	12,20	-2,33	15,66	16,16	27,65
ASTIGARRAGA	13,28	16,93	26,48	16,50	9,21	11,86	-0,42	20,11	8,53	22,69
DEBA	13,85	10,98	15,56	23,51	12,17	11,48	7,38	8,67	5,29	14,42
LAZKAO	35,37	36,48	32,59	34,86	29,37	32,62	22,94	24,67	18,45	30,70
ORIO	18,58	36,21	16,04	28,42	20,90	5,32	8,56	-2,46	2,50	5,90
VILLABONA	18,58	12,91	20,30	22,91	25,07	18,26	6,42	20,31	8,36	14,62
LEZO	23,93	18,53	14,80	14,97	27,08	10,09	15,60	17,88	6,46	18,80
USURBIL	26,47	28,46	22,46	22,20	21,92	17,81	8,29	10,64	4,31	13,62
URNIETA	23,92	22,84	24,27	29,01	29,37	21,38	13,87	25,65	12,95	21,35
URRETXU	28,16	19,97	33,29	22,63	23,41	11,12	4,67	4,28	6,67	13,13
ARETXABALETA	28,30	25,47	27,23	28,36	44,54	21,36	6,50	18,02	12,22	24,47
LEGAZPI	21,52	24,21	20,75	23,16	22,35	21,39	25,41	0,26	9,18	15,02
ZUMAIA	33,90	33,60	32,28	33,15	30,21	18,52	2,71	5,87	8,90	11,42
ORDIZIA	17,57	15,25	21,90	16,94	19,44	15,59	7,08	12,57	6,42	10,45
OIARTZUN	28,90	40,04	29,92	24,64	30,22	9,88	8,02	13,41	10,10	25,56
ZUMARRAGA	27,73	21,36	24,19	38,51	19,21	1,87	1,44	13,97	9,42	16,23
OÑATI	35,44	32,09	31,18	34,43	33,90	21,37	17,10	15,88	17,89	12,70
AZKOITIA	33,88	24,87	22,21	18,73	20,26	11,68	9,31	13,30	12,23	20,31
ELGOIBAR	31,51	22,90	25,01	23,52	20,76	13,07	-2,46	8,98	11,56	14,25
BEASAIN	27,78	27,71	32,38	31,32	34,30	29,55	20,75	26,41	22,20	28,52
AZPEITIA	32,26	28,07	29,16	30,81	35,37	25,74	22,40	21,25	19,55	30,03
ANDOAIN	17,54	12,40	12,03	9,16	7,55	1,07	-2,85	4,24	1,33	4,05
BERGARA	17,07	18,61	18,28	16,01	17,44	15,51	7,48	14,86	9,20	16,65
PASAIA	19,23	17,07	15,46	11,38	14,87	7,23	-6,74	14,89	-0,65	8,80
HONDARRIBIA	34,09	39,51	33,02	35,36	39,45	32,26	21,28	28,72	24,90	30,00
LASARTE-ORIA	20,22	23,57	21,83	26,51	21,20	7,84	2,57	11,43	4,66	11,88
TOLOSA	26,21	20,80	20,43	24,53	19,35	18,51	7,16	11,47	14,64	14,93
HERNANI	23,32	21,74	17,59	15,13	13,65	14,56	3,05	8,42	7,99	17,68
ARRASATE	23,12	20,48	19,82	26,91	26,86	20,54	10,20	16,25	10,73	15,20
ZARAUTZ	17,13	21,04	21,91	23,54	15,69	7,59	4,09	15,13	15,66	17,76
EIBAR	25,50	23,14	21,58	25,59	22,33	13,67	4,29	14,31	10,01	18,72
ERRENTERIA	16,42	17,42	17,36	16,64	22,48	13,59	7,34	13,20	8,15	24,15
IRUN	21,78	21,15	19,76	25,06	20,60	12,87	4,63	21,51	13,98	25,51
DONOSTIA	16,45	15,59	17,40	16,19	13,90	11,15	5,71	11,25	4,10	11,85
GIPUZKOA	**21,89**	**20,67**	**21,12**	**21,69**	**20,43**	**14,15**	**7,24**	**13,95**	**9,23**	**16,92**
0-1000	26,39	27,46	27,18	26,81	26,67	25,90	14,53	18,37	15,48	26,23
1.000-5.000	24,92	17,86	24,94	22,51	24,54	14,69	10,54	15,23	12,81	20,58
5.000-10.000	24,64	25,86	24,66	24,78	25,53	15,94	9,43	12,83	8,78	17,65
10.000-20.000	26,06	23,67	22,85	23,83	22,38	15,75	7,57	14,50	11,59	17,05
20.000-100.000	20,88	20,56	19,82	23,38	21,67	13,64	5,97	16,73	11,78	21,31
>100.000	16,45	15,59	17,40	16,19	13,90	11,15	5,71	11,25	4,10	11,85
GUZTIRA	**21,89**	**20,67**	**21,12**	**21,69**	**20,43**	**14,15**	**7,24**	**13,95**	**9,23**	**16,92**

LEGEZKO ZORPETZE-MAILA
NIVEL DE ENDEUDAMIENTO LEGAL

	2005	2006	2007	2008	2009	2010	2011	2012	2013	2014
GAINTZA	6,77	6,62	7,09	11,00	8,61	6,61	7,46	7,25	7,04	7,05
OREXA	5,05	4,99	4,60	3,93	4,69	3,90	3,40	0,00	0,00	0,00
BALIARRAIN	10,88	9,55	9,70	9,10	8,96	6,99	8,76	7,61	6,73	6,74
ALTZAGA	6,32	5,44	4,90	5,44	6,35	5,29	6,53	6,10	0,00	0,00
BEIZAMA	0,00	0,00	0,00	0,00	0,00	2,51	6,05	4,74	5,10	5,13
GAZTELU	5,88	11,77	11,43	12,00	13,62	9,86	9,74	9,72	9,96	9,99
ORENDAIN	0,00	0,00	0,00	0,00	0,00	9,31	9,99	9,96	9,30	4,22
ARAMA	0,00	0,00	0,00	0,00	0,00	0,00	0,00	0,00	0,00	0,00
ELDUAIN	0,00	0,00	2,89	2,41	2,10	2,24	2,61	1,87	1,74	1,72
MUTILOA	10,90	14,21	9,13	8,53	7,63	10,06	15,51	13,55	8,07	8,09
LEINTZ-GATZAGA	0,00	0,00	0,00	0,00	0,00	0,00	0,00	0,00	0,00	0,00
LARRAUL	3,75	8,34	7,86	7,83	7,91	5,17	5,60	4,98	5,08	5,03
ZERAIN	22,00	18,68	17,28	15,69	18,64	15,64	15,18	20,14	19,70	25,64
BELAUNTZA	6,50	5,24	6,08	5,89	5,89	4,53	4,88	4,63	4,48	4,50
ALBIZTUR	0,00	0,00	0,00	0,00	0,00	0,00	0,00	0,00	2,11	2,12
ABALTZISKETA	2,13	0,00	2,00	2,17	1,84	1,63	2,13	1,76	4,28	4,34
HERNIALDE	5,05	4,62	0,55	4,03	0,00	0,00	0,00	0,00	0,00	0,00
LEABURU	13,90	8,91	12,38	11,30	14,21	11,17	12,33	9,20	9,86	9,88
ALKIZA	0,00	0,00	0,00	0,00	0,00	0,00	0,00	0,00	0,00	0,00
ALTZO	0,63	0,60	0,67	0,12	0,00	0,00	0,00	0,00	0,00	0,00
ADUNA	13,37	9,49	10,61	7,06	3,62	3,60	3,86	8,75	8,26	8,00
IKAZTEGIETA	3,48	3,39	6,17	6,47	5,70	8,53	11,74	9,18	8,42	8,47
GABIRIA	7,55	6,22	5,94	7,67	7,16	4,94	6,58	6,03	5,68	5,71
BIDEGOIAN	9,66	8,66	8,03	8,16	13,21	10,37	10,94	10,40	10,04	9,13
BERROBI	5,87	12,45	12,34	10,26	10,02	5,83	12,21	7,73	7,20	7,17
EZKIO-ITSASO	2,36	2,24	1,86	2,38	2,35	2,00	2,22	0,00	0,00	0,00
ERREZIL	5,84	11,13	11,02	12,02	10,39	13,33	14,38	16,39	15,45	15,48
LIZARTZA	4,88	4,05	4,00	5,03	4,54	4,21	4,32	3,59	3,67	3,68
ITSASONDO	4,71	5,00	4,78	4,79	3,11	2,68	3,04	2,21	2,14	2,15
AIZARNAZABAL	2,41	2,75	1,09	8,33	9,62	8,05	7,50	6,82	6,66	6,51
OLABERRIA	6,15	5,57	5,40	5,29	5,65	6,78	5,25	4,53	2,14	2,15
AMEZKETA	1,71	1,68	4,85	4,78	7,84	7,31	7,36	7,46	6,35	6,38
BERASTEGI	2,00	1,91	1,58	1,30	1,61	1,43	12,59	9,09	7,72	7,76
ELGETA	7,75	7,47	6,16	10,42	9,71	7,95	10,12	10,40	10,89	10,55
ORMAIZTEGI	3,26	1,97	2,12	2,23	2,19	1,94	2,07	1,84	1,74	1,75
SEGURA	5,56	5,21	4,76	9,57	7,09	12,35	12,31	15,36	12,19	12,19
LEGORRETA	4,78	3,99	4,72	5,36	4,85	4,54	4,92	4,64	3,47	3,27
ASTEASU	12,78	11,11	4,63	5,61	4,33	4,86	7,70	9,67	8,69	8,72
ZALDIBIA	4,96	4,08	4,30	4,21	3,93	4,22	4,19	3,75	1,81	1,18
ZEGAMA	2,68	2,66	2,45	3,14	0,00	0,00	0,00	1,62	0,00	0,00
IRURA	2,09	1,57	0,54	0,52	0,44	0,45	0,24	0,00	0,00	0,00
ATAUN	2,49	0,00	0,00	0,00	0,00	0,00	6,65	6,59	9,56	9,60
ALEGIA	4,21	5,03	4,22	4,38	3,85	2,81	1,69	1,71	1,61	1,62
ANOETA	13,47	12,44	13,66	15,00	13,17	9,51	9,17	10,24	9,51	9,57
MENDARO	14,11	15,46	13,70	13,76	12,98	6,92	7,21	7,02	6,80	6,81
AIA	0,32	0,00	0,00	0,00	0,00	0,00	0,00	0,00	0,00	0,00
ANTZUOLA	7,44	12,44	11,37	12,25	16,83	14,07	13,86	14,48	10,54	10,55
IDIAZABAL	3,67	3,25	3,33	3,44	2,52	4,38	4,71	4,32	2,60	2,61
GETARIA	9,89	13,23	12,48	14,82	12,02	7,69	6,95	6,22	5,97	6,05
ZIZURKIL	7,57	8,34	8,35	10,38	13,93	13,95	14,82	13,71	13,44	12,69
ZESTOA	9,95	7,68	6,56	6,85	6,69	6,36	6,17	5,64	4,75	4,73
SORALUZE	10,53	10,76	10,20	10,76	11,92	10,42	10,42	10,85	9,68	9,75
ESKORIATZA	16,06	14,17	15,14	16,98	16,24	4,83	5,58	5,26	5,05	5,08
IBARRA	2,53	2,75	3,15	3,17	3,54	6,07	5,48	5,21	4,97	4,58
MUTRIKU	16,05	14,89	17,05	15,72	16,68	14,02	15,66	16,31	14,18	14,02
ASTIGARRAGA	9,63	8,15	7,97	8,11	7,85	5,75	3,70	3,46	3,39	2,71
DEBA	5,18	9,63	10,56	9,00	8,09	6,58	6,70	5,76	5,34	5,36
LAZKAO	3,59	3,15	3,39	3,48	3,83	3,38	3,63	0,00	6,31	6,32
ORIO	0,00	0,00	0,00	0,00	0,00	0,00	0,00	0,00	0,00	0,00
VILLABONA	8,93	8,76	8,45	7,78	7,79	6,03	6,34	5,54	5,07	5,00
LEZO	13,82	12,51	11,93	13,82	9,32	9,25	9,94	9,38	8,66	7,98
USURBIL	6,44	5,48	4,62	4,51	4,08	4,08	4,37	4,21	4,10	4,13
URNIETA	7,53	7,00	7,72	8,24	4,94	1,95	1,88	1,61	1,37	0,86
URRETXU	2,91	0,22	0,22	0,00	3,09	6,06	6,01	6,06	5,52	5,57
ARETXABALETA	1,35	1,19	0,72	0,84	14,62	11,23	12,29	11,62	10,87	10,83
LEGAZPI	8,70	5,71	4,84	3,68	3,71	4,64	3,10	2,48	1,90	1,40
ZUMAIA	2,57	2,40	1,50	0,80	0,60	0,09	0,00	9,38	8,40	7,93
ORDIZIA	5,93	6,30	6,02	6,22	5,74	3,89	3,45	3,53	4,22	3,58
OIARTZUN	8,56	8,98	8,15	11,34	11,32	10,52	11,09	12,20	11,82	11,22
ZUMARRAGA	8,16	6,00	7,25	7,27	5,73	2,50	2,07	3,35	3,36	3,37
OÑATI	10,50	9,87	11,05	4,99	4,81	6,33	6,18	6,40	6,08	6,02
AZKOITIA	8,83	8,43	6,90	7,52	12,97	11,52	11,43	10,32	9,52	8,13
ELGOIBAR	3,59	3,25	2,86	2,40	0,92	0,50	0,25	0,25	0,24	0,24
BEASAIN	7,31	7,08	7,17	6,36	5,18	5,26	5,34	4,01	3,44	3,46
AZPEITIA	4,71	4,31	5,46	6,05	5,49	4,78	5,21	5,78	4,61	4,62
ANDOAIN	4,00	3,21	1,70	1,22	0,95	3,47	3,61	3,56	3,42	3,11
BERGARA	10,99	10,73	10,61	9,86	9,83	7,86	7,60	7,63	6,89	6,35
PASAIA	6,17	6,52	5,76	5,29	5,54	4,99	4,88	4,27	4,05	4,18
HONDARRIBIA	0,00	0,00	0,00	0,00	0,00	0,00	0,00	0,00	0,00	0,00
LASARTE-ORIA	5,28	4,58	4,91	5,18	5,10	4,21	3,71	3,09	2,96	2,97
TOLOSA	3,59	5,05	5,27	5,16	7,53	6,54	5,96	4,67	5,13	5,09
HERNANI	6,13	5,56	3,23	2,51	2,45	2,11	2,11	2,02	2,02	1,52
ARRASATE	10,73	6,83	5,05	4,36	4,24	4,85	5,00	4,83	4,05	3,34
ZARAUTZ	6,49	6,23	5,27	5,53	9,29	8,24	8,58	9,20	8,26	8,26
EIBAR	4,80	4,50	4,41	3,84	3,09	3,25	4,12	4,08	3,82	2,57
ERRENTERIA	9,98	10,21	9,12	9,03	8,15	6,66	7,53	9,38	8,48	7,53
IRUN	7,03	7,15	7,75	7,76	9,02	7,23	8,04	8,12	7,67	7,68
DONOSTIA	10,09	6,88	6,66	7,08	9,73	7,53	8,33	8,15	8,37	8,80
GIPUZKOA	**7,68**	**6,53**	**6,22**	**6,22**	**7,24**	**6,07**	**6,44**	**6,50**	**6,29**	**6,19**
0-1000	5,09	5,17	5,27	5,70	5,81	5,74	6,26	5,77	5,11	5,11
1.000-5.000	8,38	8,15	6,98	7,86	7,72	6,15	6,73	6,65	5,97	5,88
5.000-10.000	5,98	5,66	5,91	6,17	6,53	5,69	5,65	6,37	6,32	5,99
10.000-20.000	5,98	5,72	5,37	4,78	5,08	4,60	4,46	4,17	3,93	3,72
20.000-100.000	7,81	7,21	6,75	6,59	7,14	6,23	6,91	7,34	6,71	6,18
>100.000	10,09	6,88	6,66	7,08	9,73	7,53	8,33	8,15	8,37	8,80
GUZTIRA	**7,68**	**6,53**	**6,22**	**6,22**	**7,24**	**6,07**	**6,44**	**6,50**	**6,29**	**6,19**

AURREZKI GARBIA
AHORRO NETO

	2003	2004	2005	2006	2007	2008	2009	2010	2011	2012
GAINTZA	15,68	7,22	6,00	4,73	10,91	0,19	-26,86	7,61	-2,49	9,44
OREXA	17,74	20,10	20,75	-1,11	17,09	34,02	-19,27	8,07	3,30	17,80
BALIARRAIN	29,93	3,47	10,08	26,17	27,79	32,69	25,91	32,57	8,62	34,09
ALTZAGA	20,75	27,04	20,44	29,30	35,78	25,10	6,13	17,21	-13,48	11,28
BEIZAMA	-15,94	39,68	36,53	51,18	-7,42	24,17	5,65	6,45	-3,11	24,73
GAZTELU	2,98	7,99	-7,14	-5,00	4,40	1,61	-20,44	0,83	-6,06	-5,01
ORENDAIN	32,51	28,00	29,12	18,57	-55,20	-4,42	17,12	14,37	-10,18	-10,08
ARAMA	25,73	51,39	39,07	24,70	27,61	31,18	18,01	20,47	28,74	21,76
ELDUAIN	22,56	21,98	20,56	12,03	15,71	31,07	17,65	-7,63	-31,31	18,73
MUTILOA	15,80	60,46	43,46	25,36	31,61	36,00	41,29	44,07	23,29	32,43
LEINTZ-GATZAGA	31,69	39,85	15,94	24,41	21,83	28,74	1,44	19,12	17,95	10,32
LARRAUL	-8,45	22,68	15,40	4,13	-2,16	1,63	-17,44	6,88	1,66	14,48
ZERAIN	21,34	-0,26	-5,20	-1,67	-3,92	-8,41	-24,32	0,69	10,37	-0,22
BELAUNTZA	-2,49	-1,14	-14,41	19,77	17,65	27,96	9,68	18,40	6,00	16,89
ALBIZTUR	38,86	42,67	61,34	57,05	41,14	11,10	-20,00	6,62	-4,10	11,15
ABALTZISKETA	27,83	35,09	32,09	28,07	30,03	22,74	31,52	26,94	15,82	20,28
HERNIALDE	21,40	27,88	24,21	25,14	24,63	19,83	7,40	8,25	8,77	29,85
LEABURU	33,15	16,12	-8,33	26,39	6,96	27,72	2,13	13,90	-7,92	22,61
ALKIZA	7,43	-21,38	13,97	11,87	16,30	14,72	3,06	11,96	9,36	17,05
ALTZO	31,83	13,60	33,48	30,29	17,56	37,39	14,17	20,63	4,09	22,08
ADUNA	22,98	21,04	23,59	30,78	22,81	44,30	19,57	6,18	0,97	4,14
IKAZTEGIETA	9,68	0,16	9,31	-0,65	4,47	-1,21	11,08	26,36	2,52	11,14
GABIRIA	15,22	25,88	4,86	-3,95	22,49	9,95	-6,55	5,05	-2,51	18,13
BIDEGOIAN	27,49	1,07	5,15	7,56	15,40	5,07	-8,37	4,08	0,51	15,44
BERROBI	36,93	29,26	14,95	-6,55	-2,16	13,92	10,18	-15,33	-23,34	14,96
EZKIO-ITSASO	21,33	20,67	16,81	21,17	36,44	16,78	2,44	14,94	21,60	38,16
ERREZIL	12,15	9,57	7,77	10,44	11,10	-5,70	-0,67	1,18	-0,03	15,40
LIZARTZA	30,27	25,19	15,86	21,51	26,80	6,02	3,39	-5,37	-7,21	7,80
ITSASONDO	20,62	31,38	37,85	29,88	31,45	27,82	9,13	11,71	11,08	16,80
AIZARNAZABAL	25,95	27,62	45,60	25,86	41,16	18,85	5,73	10,21	16,81	17,20
OLABERRIA	16,78	6,46	24,46	29,93	26,42	23,85	16,87	14,66	29,96	42,03
AMEZKETA	32,62	26,33	24,36	24,10	29,07	28,46	25,23	22,95	16,97	12,29
BERASTEGI	41,75	32,53	37,55	38,69	28,12	40,37	16,14	13,49	-30,58	15,52
ELGETA	8,93	2,44	17,96	1,72	-1,30	-3,92	-6,61	7,55	13,97	14,61
ORMAIZTEGI	1,14	7,54	6,07	3,95	10,51	11,15	7,37	14,52	12,78	21,75
SEGURA	1,81	5,06	10,71	6,54	16,55	13,63	26,44	0,20	10,28	-4,31
LEGORRETA	16,60	9,99	14,16	24,39	14,17	2,49	2,61	12,59	10,41	8,89
ASTEASU	8,89	-4,93	20,40	18,50	29,10	11,13	23,69	6,87	3,42	19,70
ZALDIBIA	6,17	5,16	16,73	14,09	17,10	17,60	10,91	5,23	4,69	12,35
ZEGAMA	66,76	19,43	34,70	23,47	23,09	5,73	1,35	11,96	9,58	15,40
IRURA	20,48	13,28	30,94	6,87	11,31	10,70	14,36	5,87	1,06	17,14
ATAUN	30,10	31,63	26,44	33,82	34,64	22,32	16,07	16,99	10,12	18,73
ALEGIA	14,28	15,57	10,26	23,76	25,04	13,43	14,54	7,69	5,58	19,67
ANOETA	28,32	-14,26	3,53	4,47	1,75	-9,48	-22,30	9,71	16,88	10,82
MENDARO	-4,64	-3,76	21,39	16,25	18,83	13,75	7,16	21,05	15,62	20,33
AIA	18,91	25,29	39,80	29,78	37,15	12,73	17,83	22,74	19,79	30,04
ANTZUOLA	0,53	13,28	-3,40	6,20	0,27	-10,17	-8,55	6,20	9,13	6,96
IDIAZABAL	17,59	18,28	25,76	26,99	23,99	11,01	5,28	17,36	5,56	12,18
GETARIA	11,30	5,28	3,46	4,42	-1,14	-9,23	-16,44	8,59	6,48	3,70
ZIZURKIL	14,31	19,28	14,72	8,92	13,63	8,36	-6,32	-10,75	-19,23	-1,64
ZESTOA	12,34	1,39	18,23	29,76	26,69	9,63	10,11	12,42	11,97	19,64
SORALUZE	1,89	0,05	13,91	13,46	13,68	2,05	-9,41	-7,00	0,00	8,80
ESKORIATZA	18,91	-0,83	4,44	8,76	11,67	1,42	-2,42	18,45	6,98	13,80
IBARRA	24,12	17,95	28,67	15,25	24,25	5,72	-4,28	1,30	-0,58	18,32
MUTRIKU	6,90	-1,57	5,67	0,92	4,43	-3,52	-19,01	1,64	0,51	11,35
ASTIGARRAGA	-1,19	3,26	16,84	8,34	1,24	3,75	-8,27	14,35	4,83	19,23
DEBA	7,53	4,76	10,37	13,88	1,62	2,48	-0,71	2,09	-1,40	8,65
LAZKAO	30,98	32,57	28,99	31,70	25,97	29,14	19,11	21,29	14,82	30,70
ORIO	6,92	27,88	16,04	28,42	20,90	5,32	8,56	-2,46	2,50	5,90
VILLABONA	9,33	4,02	11,37	14,15	16,62	10,47	-1,36	14,28	2,02	9,09
LEZO	11,33	6,51	0,98	2,46	15,14	-3,73	6,28	8,62	-3,48	9,42
USURBIL	16,01	20,60	16,01	16,72	17,30	13,30	4,20	6,55	-0,06	9,41
URNIETA	16,04	14,57	16,73	22,00	21,65	13,14	8,93	23,71	11,07	19,74
URRETXU	20,33	12,73	30,37	22,41	23,19	11,12	1,59	-1,79	0,67	7,07
ARETXABALETA	24,27	21,93	25,87	27,17	43,83	20,52	-8,12	6,79	-0,07	12,85
LEGAZPI	9,23	13,38	12,04	17,44	17,51	17,71	21,70	-4,38	6,08	12,54
ZUMAIA	30,67	30,69	29,70	30,74	28,70	17,71	2,10	5,79	8,90	2,04
ORDIZIA	8,57	9,56	15,96	10,63	13,42	9,37	1,33	8,68	2,98	6,92
OIARTZUN	18,59	29,77	21,36	15,65	22,06	-1,45	-3,30	2,88	-0,99	13,37
ZUMARRAGA	17,48	11,35	16,03	32,51	11,96	-5,40	-4,29	11,46	7,36	12,88
OÑATI	24,36	20,24	20,68	24,55	22,85	16,38	12,29	9,55	11,70	6,30
AZKOITIA	22,66	13,99	13,38	10,29	13,36	4,16	-3,67	1,78	0,80	9,99
ELGOIBAR	23,93	18,08	21,41	20,26	17,90	10,67	-3,38	8,49	11,31	14,00
BEASAIN	22,02	18,36	25,07	24,23	27,13	23,19	15,57	21,15	16,86	24,51
AZPEITIA	26,66	22,82	24,44	26,49	29,90	19,69	16,91	16,47	14,34	24,24
ANDOAIN	13,70	9,49	8,02	5,95	5,85	-0,15	-3,80	0,78	-2,28	0,49
BERGARA	5,59	7,33	7,28	5,28	6,83	5,65	-2,34	7,00	1,60	9,02
PASAIA	11,49	10,91	9,28	4,86	9,12	1,94	-12,28	9,90	-5,53	4,53
HONDARRIBIA	34,06	39,46	33,02	35,36	39,45	32,26	21,28	28,72	24,90	30,00
LASARTE-ORIA	15,58	20,31	16,54	21,93	16,28	2,65	-2,54	7,22	0,95	8,79
TOLOSA	23,12	18,98	16,84	19,24	14,08	13,35	-0,37	4,93	8,68	10,26
HERNANI	16,23	15,19	11,46	9,57	10,42	12,05	0,60	6,32	5,88	15,65
ARRASATE	14,17	11,77	9,09	20,07	21,81	16,17	5,95	11,39	5,73	10,36
ZARAUTZ	9,11	13,68	15,41	17,30	10,42	2,06	-5,19	6,89	7,07	8,56
EIBAR	19,89	18,55	16,78	21,08	17,93	9,83	1,20	11,07	5,89	14,64
ERRENTERIA	3,56	7,35	7,38	6,42	13,36	4,56	-0,81	6,53	0,62	14,76
IRUN	11,64	9,33	12,72	17,90	12,85	5,12	-4,39	14,29	5,93	17,39
DONOSTIA	7,84	6,87	7,31	9,30	7,25	4,08	-4,02	3,72	-4,23	3,71
GIPUZKOA	**13,67**	**12,73**	**13,43**	**15,15**	**14,22**	**7,93**	**0,00**	**7,88**	**2,79**	**10,42**
0-1000	21,32	21,80	22,08	21,64	21,40	20,19	8,72	12,63	9,22	20,46
1.000-5.000	15,24	7,61	16,56	14,36	17,56	6,83	2,83	9,08	6,08	13,93
5.000-10.000	16,23	18,43	18,67	19,12	19,62	9,78	2,90	7,14	3,14	11,28
10.000-20.000	19,48	17,59	16,87	18,12	17,01	10,97	2,49	9,90	7,13	12,88
20.000-100.000	11,42	11,52	12,01	16,17	14,92	7,06	-1,17	10,50	4,87	13,97
>100.000	7,84	6,87	7,31	9,31	7,25	4,08	-4,02	3,72	-4,23	3,71
GUZTIRA	**13,67**	**12,73**	**13,43**	**15,15**	**14,22**	**7,93**	**0,00**	**7,88**	**2,79**	**10,42**

ZORPETZE MUGA
MARGEN DE ENDEUDAMIENTO

	2005	2006	2007	2008	2009	2010	2011	2012	2013	2014
GAINTZA	46,98	41,67	60,60	1,66	0,00	53,51	0,00	56,58	52,22	52,13
OREXA	80,41	0,00	78,81	89,65	0,00	67,43	49,22	100,00	100,00	100,00
BALIARRAIN	48,08	73,26	74,13	78,22	74,32	82,34	49,60	81,75	85,27	85,24
ALTZAGA	76,35	84,33	87,96	82,19	49,11	76,50	0,00	64,90	100,00	100,00
BEIZAMA	100,00	100,00	0,00	100,00	100,00	72,02	0,00	83,92	79,42	79,32
GAZTELU	0,00	0,00	27,78	11,81	0,00	7,80	0,00	0,00	7,04	6,75
ORENDAIN	100,00	100,00	0,00	0,00	100,00	60,68	0,00	0,00	0,00	0,00
ARAMA	100,00	100,00	100,00	100,00	100,00	100,00	100,00	100,00	100,00	100,00
ELDUAIN	100,00	100,00	84,45	92,79	89,37	0,00	0,00	90,91	90,73	90,83
MUTILOA	79,94	64,09	77,60	80,84	84,40	81,42	60,03	70,53	81,95	81,91
LEINTZ-GATZAGA	100,00	100,00	100,00	100,00	100,00	100,00	100,00	100,00	100,00	100,00
LARRAUL	80,38	33,15	0,00	17,25	0,00	57,08	22,87	74,40	73,13	73,36
ZERAIN	0,00	0,00	0,00	0,00	0,00	4,22	40,58	0,00	0,00	0,00
BELAUNTZA	0,00	79,03	74,37	82,61	62,18	80,24	55,16	78,48	78,20	78,14
ALBIZTUR	100,00	100,00	100,00	100,00	0,00	100,00	0,00	100,00	76,75	76,65
ABALTZISKETA	93,76	100,00	93,76	91,29	94,49	94,30	88,14	92,03	82,57	82,31
HERNIALDE	82,73	84,46	97,83	83,11	100,00	100,00	100,00	100,00	100,00	100,00
LEABURU	0,00	74,74	35,99	71,04	13,04	55,45	0,00	71,08	63,42	63,34
ALKIZA	100,00	100,00	100,00	100,00	100,00	100,00	100,00	100,00	100,00	100,00
ALTZO	98,13	98,02	96,35	99,67	100,00	100,00	100,00	100,00	100,00	100,00
ADUNA	63,82	76,41	68,25	86,25	84,38	63,21	19,99	32,10	23,76	26,21
IKAZTEGIETA	72,75	0,00	42,02	0,00	66,04	75,56	17,66	54,81	64,48	64,30
GABIRIA	39,16	0,00	79,11	56,45	0,00	50,51	0,00	75,04	74,60	74,48
BIDEGOIAN	34,77	46,62	65,73	38,34	0,00	28,22	4,43	59,75	58,32	62,10
BERROBI	71,79	0,00	0,00	57,57	50,38	0,00	0,00	65,92	65,49	65,66
EZKIO-ITSASO	87,67	90,41	95,15	87,56	50,88	88,19	90,67	100,00	100,00	100,00
ERREZIL	57,09	48,39	50,19	0,00	0,00	8,12	0,00	48,45	54,29	54,21
LIZARTZA	76,47	84,13	87,00	54,49	42,72	0,00	0,00	68,48	22,18	22,15
ITSASONDO	88,91	85,66	86,81	85,32	74,60	81,35	78,50	88,38	89,41	89,37
AIZARNAZABAL	94,97	90,36	97,42	69,34	37,33	55,94	69,14	71,61	70,02	70,69
OLABERRIA	79,90	84,31	83,02	81,86	74,93	68,39	85,09	90,28	93,02	93,01
AMEZKETA	93,41	93,45	85,71	85,63	76,28	75,83	69,75	62,24	77,32	77,22
BERASTEGI	94,92	95,29	94,69	96,89	90,95	90,44	0,00	63,08	78,99	78,88
ELGETA	69,85	18,74	0,00	0,00	0,00	48,71	57,99	58,41	49,25	50,86
ORMAIZTEGI	65,03	66,66	83,24	83,35	77,11	88,22	86,08	92,20	92,02	91,99
SEGURA	65,81	55,65	77,64	58,76	78,85	1,58	45,52	0,00	42,52	42,54
LEGORRETA	74,75	85,94	75,00	31,70	35,00	73,50	67,93	65,72	89,48	90,09
ASTEASU	61,48	62,48	86,28	66,47	84,55	58,58	30,73	67,08	65,51	65,37
ZALDIBIA	77,12	77,51	79,92	80,70	73,53	55,32	52,78	76,72	87,16	91,62
ZEGAMA	92,83	89,80	90,42	64,60	100,00	100,00	100,00	90,46	100,00	100,00
IRURA	93,65	81,39	95,47	95,36	97,00	92,88	81,80	100,00	100,00	100,00
ATAUN	91,38	100,00	100,00	100,00	100,00	100,00	60,34	73,98	59,40	59,25
ALEGIA	70,89	82,50	85,59	75,40	79,07	73,21	76,79	92,02	91,75	91,71
ANOETA	20,79	26,44	11,36	0,00	0,00	50,53	64,79	51,39	50,46	50,17
MENDARO	60,24	51,25	57,89	49,98	35,55	75,26	68,43	74,34	73,48	73,42
AIA	99,20	100,00	100,00	100,00	100,00	100,00	100,00	100,00	100,00	100,00
ANTZUOLA	0,00	33,26	2,35	0,00	0,00	30,58	39,71	32,47	38,59	38,50
IDIAZABAL	87,50	89,23	87,80	76,20	67,71	79,85	54,13	73,81	83,35	83,25
GETARIA	25,94	25,03	0,00	0,00	0,00	52,76	48,25	37,26	23,39	22,47
ZIZURKIL	66,02	51,66	62,02	44,61	0,00	0,00	0,00	0,00	13,34	18,20
ZESTOA	64,68	79,47	80,26	58,42	60,19	66,13	66,00	77,68	78,99	79,08
SORALUZE	56,90	55,57	57,28	15,99	0,00	0,00	0,01	44,79	45,01	44,63
ESKORIATZA	21,68	38,21	43,53	7,72	0,00	79,26	55,57	72,39	70,58	70,42
IBARRA	91,88	84,71	88,49	64,38	0,00	17,65	0,00	77,85	57,00	60,40
MUTRIKU	26,13	5,81	20,62	0,00	0,00	10,47	3,14	41,03	43,87	44,49
ASTIGARRAGA	63,62	50,58	13,42	31,62	0,00	71,38	56,64	84,75	71,33	77,08
DEBA	66,66	59,04	13,27	21,63	0,00	24,15	0,00	60,02	56,96	56,80
LAZKAO	88,98	90,93	88,45	89,34	83,32	86,30	80,33	100,00	77,10	77,06
ORIO	100,00	100,00	100,00	100,00	100,00	0,00	100,00	100,00	100,00	100,00
VILLABONA	56,02	61,76	66,30	57,36	0,00	70,31	24,21	62,13	64,55	65,01
LEZO	6,64	16,46	55,93	0,00	40,24	48,24	0,00	50,11	65,84	68,51
USURBIL	71,31	75,31	78,92	74,69	50,71	61,63	0,00	69,11	38,83	38,31
URNIETA	68,94	75,84	73,70	61,45	64,39	92,41	85,46	92,45	91,04	94,35
URRETXU	91,23	99,02	99,06	100,00	33,93	0,00	9,99	53,87	44,79	44,30
ARETXABALETA	95,01	95,80	98,39	96,05	0,00	37,68	0,00	52,53	52,08	52,28
LEGAZPI	58,05	75,32	78,34	82,80	85,40	0,00	66,23	83,47	85,42	89,28
ZUMAIA	92,01	92,75	95,02	95,65	77,74	98,53	100,00	17,87	21,51	25,90
ORDIZIA	72,89	62,78	69,04	60,11	18,86	69,05	46,35	66,22	65,44	70,68
OIARTZUN	71,38	63,52	73,01	0,00	0,00	21,49	0,00	52,29	39,88	42,93
ZUMARRAGA	66,27	84,42	62,24	0,00	0,00	82,08	78,08	79,35	80,74	80,66
OÑATI	66,31	71,30	67,41	76,64	71,88	60,12	65,43	49,60	42,91	43,43
AZKOITIA	60,25	54,96	65,94	35,61	0,00	13,42	6,53	49,20	48,38	55,87
ELGOIBAR	85,62	86,14	86,23	81,65	0,00	94,44	97,86	98,26	98,47	98,47
BEASAIN	77,40	77,36	79,09	78,47	75,02	80,07	75,94	85,94	89,05	89,00
AZPEITIA	83,83	85,99	84,56	76,51	75,48	77,51	73,36	80,75	79,56	79,53
ANDOAIN	66,67	64,94	77,45	0,00	0,00	18,29	0,00	12,04	0,00	0,00
BERGARA	39,84	32,98	39,14	36,41	0,00	47,12	17,40	54,16	59,63	62,76
PASAIA	60,05	42,68	61,29	26,88	0,00	66,49	0,00	51,51	36,02	34,03
HONDARRIBIA	100,00	100,00	100,00	100,00	100,00	100,00	100,00	100,00	100,00	100,00
LASARTE-ORIA	75,78	82,71	76,81	33,86	0,00	63,19	20,35	73,98	69,81	69,71
TOLOSA	82,41	79,20	72,77	72,12	0,00	42,99	59,30	68,70	59,55	59,91
HERNANI	65,15	63,25	76,32	82,75	19,60	74,97	73,54	88,55	80,85	85,55
ARRASATE	45,85	74,58	81,19	78,76	58,39	70,13	53,39	68,20	69,28	74,72
ZARAUTZ	70,34	73,51	66,42	27,13	0,00	45,53	45,18	48,18	49,86	49,87
EIBAR	77,74	82,40	80,27	71,91	27,87	77,32	58,81	78,20	78,60	85,61
ERRENTERIA	42,53	38,62	59,43	33,55	0,00	49,51	7,58	61,14	62,26	66,45
IRUN	64,39	71,43	62,38	39,75	0,00	66,40	42,45	68,17	67,71	67,68
DONOSTIA	42,00	57,48	52,13	36,55	0,00	33,04	0,00	31,27	13,90	9,47
GIPUZKOA	**63,60**	**69,87**	**69,57**	**56,04**	**0,05**	**56,47**	**30,20**	**61,58**	**57,94**	**58,60**
0-1000	81,26	80,71	80,25	77,97	60,01	68,75	59,55	78,00	78,65	78,65
1.000-5.000	66,37	63,81	71,55	46,52	26,82	59,63	47,45	67,68	68,45	68,91
5.000-10.000	75,71	77,17	76,87	61,33	30,74	55,64	35,72	63,90	58,11	60,28
10.000-20.000	73,82	76,02	75,99	69,65	32,90	68,30	61,53	75,53	73,99	75,36
20.000-100.000	60,58	69,15	68,86	51,73	0,00	62,75	41,35	65,55	66,02	68,67
>100.000	42,00	57,49	52,13	36,55	0,00	33,04	0,00	31,27	13,90	9,47
GUZTIRA	**63,60**	**69,87**	**69,57**	**56,04**	**0,05**	**56,47**	**30,20**	**61,58**	**57,94**	**58,60**

ZOR BIZIA
DEUDA VIVA

	2004	2005	2006	2007	2008	2009	2010	2011	2012	2013
GAINTZA	78,46	67,48	63,54	80,16	51,50	56,36	40,91	38,76	30,50	23,55
OREXA	46,22	56,44	51,08	40,91	30,95	36,64	30,07	22,84	0,00	0,00
BALIARRAIN	122,55	107,23	85,45	75,01	61,51	57,70	42,43	44,53	31,16	21,73
ALTZAGA	42,17	40,72	30,08	22,15	19,66	18,07	10,47	6,48	0,00	0,00
BEIZAMA	0,00	0,00	0,00	0,00	0,00	0,00	28,26	56,72	42,71	44,81
GAZTELU	55,77	62,40	121,77	106,51	101,01	115,51	84,24	73,41	63,42	58,11
ORENDAIN	0,00	0,00	0,00	0,00	0,00	0,00	97,97	103,27	100,85	45,46
ARAMA	0,00	0,00	0,00	0,00	0,00	0,00	0,00	0,00	0,00	0,00
ELDUAIN	0,00	0,00	0,00	31,59	21,54	21,25	24,14	25,32	16,20	14,29
MUTILOA	53,52	62,91	61,20	42,44	31,94	22,68	65,94	92,19	78,19	71,54
LEINTZ-GATZAGA	0,00	0,00	0,00	0,00	0,00	0,00	0,00	0,00	0,00	0,00
LARRAUL	45,15	42,37	89,57	78,59	72,82	53,43	42,82	41,68	32,79	29,52
ZERAIN	175,28	163,08	139,38	115,19	90,87	102,70	78,10	61,54	62,82	44,69
BELAUNTZA	28,72	60,07	45,42	46,75	39,50	37,66	35,03	36,11	29,55	25,48
ALBIZTUR	0,00	0,00	0,00	0,00	0,00	0,00	0,00	0,00	0,00	15,07
ABALTZISKETA	25,23	21,42	0,00	15,82	15,02	12,22	10,28	11,32	7,60	24,28
HERNIALDE	19,34	14,60	1,08	4,42	0,00	0,00	0,00	0,00	0,00	0,00
LEABURU	133,90	142,12	83,05	99,91	80,00	96,92	72,90	68,33	41,81	36,55
ALKIZA	0,00	0,00	0,00	0,00	0,00	0,00	0,00	0,00	0,00	0,00
ALTZO	2,47	1,32	0,74	0,16	0,00	0,00	0,00	0,00	0,00	0,00
ADUNA	114,35	115,67	98,79	99,01	25,50	34,92	36,06	34,71	73,95	65,18
IKAZTEGIETA	18,35	14,84	0,00	62,23	61,50	58,17	101,35	107,60	90,88	81,90
GABIRIA	82,50	95,21	76,61	66,32	76,55	74,90	55,08	66,27	54,37	48,86
BIDEGOIAN	49,13	73,58	61,25	50,75	44,00	90,11	70,94	64,96	51,56	41,88
BERROBI	28,89	29,89	97,46	88,15	67,57	52,43	61,02	120,52	69,37	62,88
EZKIO-ITSASO	26,53	21,56	19,22	13,72	15,30	14,25	12,88	0,00	0,00	0,00
ERREZIL	56,94	48,55	104,31	93,01	98,04	90,63	128,95	128,32	120,57	105,61
LIZARTZA	47,20	50,58	39,37	33,30	36,81	32,92	29,88	26,31	18,34	15,90
ITSASONDO	30,15	20,94	18,21	11,90	7,79	5,97	2,67	18,94	17,83	15,08
AIZARNAZABAL	7,65	3,48	1,32	0,00	99,91	114,43	89,39	81,48	71,19	66,64
OLABERRIA	78,24	61,76	50,90	42,38	36,22	37,64	50,97	35,25	26,84	7,22
AMEZKETA	21,00	19,17	57,39	47,26	43,21	75,04	75,90	70,25	63,73	51,67
BERASTEGI	20,44	16,04	13,53	9,43	6,55	7,31	5,57	129,17	85,06	71,44
ELGETA	66,06	39,81	50,43	48,04	84,03	77,19	60,80	71,17	64,79	59,98
ORMAIZTEGI	5,29	2,08	24,14	22,71	21,37	21,73	20,28	19,46	15,37	13,68
SEGURA	47,89	37,11	30,15	22,71	53,27	39,06	98,94	91,69	103,50	74,53
LEGORRETA	53,67	42,98	33,89	35,36	42,60	38,12	35,03	33,46	26,41	18,28
ASTEASU	161,41	125,53	49,68	41,95	45,07	34,58	38,60	93,58	69,40	62,67
ZALDIBIA	48,90	34,24	27,51	24,36	20,02	16,13	14,30	10,07	5,32	3,53
ZEGAMA	11,47	7,71	5,16	2,38	0,00	0,00	0,00	12,49	11,79	0,00
IRURA	6,34	3,37	2,60	1,73	1,21	0,64	0,22	0,00	0,00	0,00
ATAUN	2,86	0,00	0,00	0,00	0,00	0,00	0,00	62,79	59,06	57,71
ALEGIA	18,00	12,85	28,51	25,46	23,55	18,61	17,70	15,88	14,26	12,69
ANOETA	222,03	197,21	190,39	169,51	153,96	156,77	124,95	110,34	111,56	102,42
MENDARO	232,47	121,35	117,67	96,86	84,55	55,60	44,77	39,50	31,49	24,79
AIA	0,41	0,00	0,00	0,00	0,00	0,00	0,00	0,00	0,00	0,00
ANTZUOLA	45,12	53,19	103,01	103,67	32,30	152,43	140,90	132,99	92,66	80,46
IDIAZABAL	21,89	15,48	10,71	7,77	4,80	0,00	49,40	52,11	28,09	28,17
GETARIA	61,50	57,98	101,20	86,94	102,30	90,17	75,01	58,28	68,50	64,25
ZIZURKIL	71,19	71,38	72,98	73,68	85,79	119,16	121,55	116,94	98,04	86,39
ZESTOA	99,16	79,34	53,42	40,53	48,54	47,96	47,66	37,16	30,56	25,04
SORALUZE	101,03	85,56	78,53	65,30	60,02	72,72	60,42	57,16	49,29	37,18
ESKORIATZA	114,89	128,72	112,04	98,16	93,24	51,78	40,50	41,20	33,48	28,63
IBARRA	29,17	19,74	19,02	21,05	18,81	19,40	60,71	60,71	54,50	53,42
MUTRIKU	118,36	125,34	116,64	125,19	119,75	140,41	117,96	118,84	100,79	79,63
ASTIGARRAGA	73,17	49,66	45,47	38,16	36,72	35,17	27,40	20,76	16,32	14,03
DEBA	28,60	19,62	66,84	66,04	63,79	59,90	52,17	50,29	42,62	37,75
LAZKAO	37,88	34,70	30,00	30,18	27,38	26,86	22,92	0,00	0,00	20,50
ORIO	0,00	0,00	0,00	0,00	0,00	0,00	0,00	0,00	0,00	0,00
VILLABONA	54,51	63,19	52,25	58,11	52,98	52,75	49,05	50,65	43,56	36,64
LEZO	101,56	113,23	92,68	86,42	21,20	70,94	66,43	67,19	55,97	45,92
USURBIL	50,12	47,51	39,04	29,95	26,68	23,90	29,99	29,13	26,98	24,59
URNIETA	57,34	47,75	38,63	43,31	26,99	23,81	17,01	18,31	14,54	13,12
URRETXU	3,96	0,45	0,22	0,00	0,00	21,38	48,07	44,60	38,66	31,79
ARETXABALETA	6,07	4,10	2,47	1,12	0,63	112,12	100,58	108,41	90,65	80,54
LEGAZPI	36,67	27,62	20,47	14,58	10,62	16,63	18,66	14,02	11,98	10,24
ZUMAIA	8,90	5,69	3,02	1,40	0,64	0,10	0,00	14,22	37,12	27,93
ORDIZIA	27,68	48,96	49,10	40,13	38,47	30,93	25,42	25,05	22,99	29,65
OIARTZUN	63,42	59,73	51,07	47,61	63,20	66,93	61,53	61,83	53,65	49,07
ZUMARRAGA	37,01	25,55	13,47	21,17	17,04	13,62	13,87	11,83	24,49	23,34
OÑATI	39,48	28,32	25,31	25,60	25,05	29,30	38,91	34,32	28,95	23,20
AZKOITIA	74,52	54,04	42,78	33,74	38,67	91,89	77,47	73,72	62,50	53,90
ELGOIBAR	14,23	10,45	6,39	3,63	1,25	0,44	1,92	1,82	1,60	1,43
BEASAIN	74,14	65,66	63,81	57,74	53,94	51,78	58,88	59,29	39,93	33,34
AZPEITIA	32,83	42,18	35,38	48,52	49,85	47,18	41,40	38,68	34,51	31,64
ANDOAIN	10,09	14,93	10,78	7,81	6,86	5,90	24,45	24,40	22,20	19,47
BERGARA	78,35	71,71	67,81	60,36	57,98	58,99	49,57	47,71	42,80	36,97
PASAIA	23,25	31,90	40,10	33,74	31,22	29,94	26,69	27,35	23,79	20,42
HONDARRIBIA	0,00	0,00	0,00	0,00	0,00	0,00	0,00	0,00	0,00	0,00
LASARTE-ORIA	27,31	47,65	38,43	36,65	33,59	31,11	23,68	23,85	19,62	16,72
TOLOSA	15,01	42,87	60,69	63,45	54,53	69,97	61,35	53,44	44,85	45,53
HERNANI	36,51	29,67	22,28	18,27	15,45	14,06	11,26	9,24	6,85	5,02
ARRASATE	26,44	39,79	32,45	27,11	24,34	22,10	26,23	24,12	18,33	14,41
ZARAUTZ	77,00	61,27	46,85	47,03	43,04	81,01	77,67	74,58	71,10	61,01
EIBAR	18,54	18,83	14,95	12,09	13,12	10,87	19,02	25,77	23,41	19,71
ERRENTERIA	70,41	64,75	63,23	59,87	56,14	52,04	40,94	42,66	46,73	38,00
IRUN	82,50	78,24	74,77	78,15	73,88	86,23	71,99	72,31	65,57	58,30
DONOSTIA	53,26	59,31	48,76	50,70	76,76	77,63	76,27	80,24	75,37	76,06
GIPUZKOA	**48,36**	**49,65**	**44,43**	**43,59**	**48,96**	**53,71**	**51,71**	**52,52**	**48,25**	**45,09**
0-1000	43,64	41,76	43,57	41,02	39,33	43,53	47,93	46,86	40,17	32,83
1.000-5.000	74,40	63,12	60,90	50,27	49,14	49,27	52,27	55,68	46,53	40,64
5.000-10.000	37,05	37,10	34,64	35,92	31,55	42,30	40,35	39,67	36,84	33,60
10.000-20.000	34,03	36,63	34,48	32,86	30,76	34,89	32,88	31,01	26,49	23,65
20.000-100.000	58,80	57,01	51,70	50,67	48,21	55,32	50,14	51,11	47,83	40,98
>100.000	53,26	59,31	48,77	50,70	76,76	77,63	76,27	80,24	75,37	76,06
GUZTIRA	**48,36**	**49,65**	**44,43**	**43,59**	**48,96**	**53,71**	**51,71**	**52,52**	**48,25**	**45,09**

LANGILERIAREN GASTUAK
GASTOS DE PERSONAL

	2003	2004	2005	2006	2007	2008	2009	2010	2011	2012
GAINTZA	40,64	46,22	43,76	47,46	44,27	48,13	63,72	50,86	56,67	44,72
OREXA	22,18	26,79	20,72	25,26	26,62	23,47	32,60	29,32	19,55	19,69
BALIARRAIN	24,84	32,70	31,46	26,49	24,59	27,28	32,63	33,98	50,22	31,07
ALTZAGA	27,16	21,70	29,18	27,38	23,90	24,01	33,25	31,89	35,24	32,35
BEIZAMA	15,10	15,93	17,97	10,65	29,53	27,38	33,98	26,89	33,53	24,48
GAZTELU	31,28	35,58	43,19	29,77	43,39	32,21	38,39	30,07	35,15	32,47
ORENDAIN	26,61	28,29	24,73	26,15	29,94	20,42	21,36	20,09	30,30	37,04
ARAMA	23,34	13,64	24,10	31,16	29,31	31,45	42,02	39,78	29,25	40,59
ELDUAIN	32,35	31,31	35,80	37,18	34,42	28,31	32,32	40,86	51,30	36,74
MUTILOA	15,81	7,83	12,51	17,32	15,28	16,27	14,77	15,91	19,85	18,59
LEINTZ-GATZAGA	24,22	19,08	27,53	20,55	23,73	21,00	23,06	26,57	25,56	29,89
LARRAUL	27,59	21,82	26,16	30,59	28,58	27,49	31,73	33,38	30,30	24,21
ZERAIN	23,61	26,10	32,95	33,83	41,12	33,88	38,02	35,61	26,06	28,34
BELAUNTZA	53,56	45,16	48,48	41,76	39,07	28,80	35,23	40,07	42,58	35,99
ALBIZTUR	21,71	20,04	15,60	16,64	26,65	43,61	54,26	42,29	39,78	36,53
ABALTZISKETA	35,12	32,36	30,97	38,41	32,28	36,74	35,26	39,07	42,77	38,96
HERNIALDE	25,46	28,33	24,17	23,26	26,85	32,63	39,83	42,23	48,90	31,69
LEABURU	27,01	36,26	48,25	26,80	36,51	26,63	36,54	33,19	44,54	31,70
ALKIZA	21,57	30,62	31,94	33,60	31,74	32,37	39,24	36,84	40,06	33,13
ALTZO	33,06	42,04	32,65	31,94	31,74	25,10	32,92	31,99	38,71	33,37
ADUNA	24,84	28,52	28,14	25,35	27,17	20,08	29,60	31,74	32,74	29,90
IKAZTEGIETA	31,28	36,52	37,06	36,23	35,68	36,56	32,16	27,90	36,49	32,72
GABIRIA	21,54	17,96	23,56	20,34	18,42	23,41	25,50	20,66	32,14	24,00
BIDEGOIAN	21,95	27,58	25,54	22,04	19,97	22,44	23,92	21,43	23,20	18,92
BERROBI	23,62	26,54	33,88	31,91	36,66	27,26	25,72	31,57	38,00	23,80
EZKIO-ITSASO	28,20	29,34	30,12	29,46	23,28	30,83	35,41	33,77	29,70	25,01
ERREZIL	34,06	34,33	29,52	27,43	27,69	33,26	33,65	32,05	31,12	26,75
LIZARTZA	31,59	29,03	34,52	30,63	33,33	40,87	40,74	43,61	34,77	27,31
ITSASONDO	24,46	21,86	19,72	23,57	25,01	23,77	32,91	32,23	32,01	33,74
AIZARNAZABAL	33,15	31,33	24,92	33,71	30,07	31,81	39,23	33,43	34,90	35,00
OLABERRIA	26,79	27,51	24,59	21,43	21,32	21,80	24,76	23,94	20,24	17,69
AMEZKETA	32,24	29,47	28,63	28,84	24,93	24,99	25,37	27,13	28,02	30,03
BERASTEGI	21,96	23,11	20,23	19,62	17,64	16,06	19,36	22,44	29,76	23,59
ELGETA	33,26	37,26	28,94	36,46	35,28	32,17	32,38	28,87	27,00	23,57
ORMAIZTEGI	19,76	17,58	19,37	19,21	14,45	15,99	21,44	21,74	19,23	17,89
SEGURA	23,97	24,73	20,21	19,66	18,80	19,07	18,29	23,67	23,92	24,34
LEGORRETA	24,33	26,26	22,97	22,75	23,92	28,33	29,01	28,04	29,93	28,07
ASTEASU	27,60	27,94	22,30	21,82	20,52	25,49	23,86	29,32	30,38	24,96
ZALDIBIA	43,29	46,12	39,13	36,95	37,70	37,52	40,96	45,61	45,19	40,13
ZEGAMA	9,60	19,57	18,82	17,74	16,81	23,50	25,37	23,45	21,82	19,00
IRURA	35,88	35,29	28,50	39,65	38,67	37,26	39,67	40,25	41,63	38,36
ATAUN	16,39	17,41	19,13	15,95	14,76	16,48	17,16	16,37	19,97	19,30
ALEGIA	26,47	27,00	27,72	22,95	23,67	27,62	27,78	31,64	30,94	28,82
ANOETA	29,90	38,90	34,19	34,22	35,62	44,09	46,13	37,45	33,33	35,84
MENDARO	26,72	28,72	22,23	23,12	19,75	20,21	23,52	20,35	21,47	22,10
AIA	30,28	31,18	28,23	31,04	27,01	30,44	34,89	32,95	36,51	30,52
ANTZUOLA	34,29	32,81	35,46	31,88	34,13	32,81	29,74	28,19	28,87	27,06
IDIAZABAL	21,01	21,69	20,18	19,20	21,13	21,44	23,93	23,08	24,36	20,81
GETARIA	28,38	29,05	28,37	29,45	30,99	34,22	35,11	34,12	36,09	32,14
ZIZURKIL	36,54	36,51	36,65	37,01	38,01	37,26	41,87	44,72	47,39	41,83
ZESTOA	32,16	36,43	32,24	26,31	29,34	35,39	35,86	34,65	33,97	30,94
SORALUZE	31,36	33,03	28,59	32,41	31,40	31,04	36,95	37,22	35,34	31,85
ESKORIATZA	19,90	22,34	22,25	22,19	22,88	25,58	27,73	24,85	28,81	26,01
IBARRA	29,17	28,61	22,02	27,73	24,50	25,78	33,41	30,48	31,52	28,88
MUTRIKU	32,68	35,34	31,95	33,24	28,22	28,45	33,58	31,08	30,09	25,88
ASTIGARRAGA	25,94	24,98	20,51	22,79	24,64	26,75	32,81	27,44	26,50	23,91
DEBA	31,61	33,74	29,78	27,91	32,26	32,41	34,15	33,55	34,27	29,77
LAZKAO	20,99	20,53	20,14	16,78	17,59	18,07	21,39	20,54	23,87	20,40
ORIO	38,51	30,76	42,28	33,98	35,88	41,89	40,70	45,62	42,46	42,43
VILLABONA	31,18	30,86	28,82	26,15	26,02	27,37	32,24	28,14	31,11	26,88
LEZO	34,49	36,69	38,15	35,00	32,52	33,88	35,16	34,11	40,93	35,16
USURBIL	40,20	36,26	36,58	36,21	32,03	34,38	39,10	35,32	35,04	35,53
URNIETA	19,68	19,75	20,22	18,36	18,27	18,76	21,56	18,21	21,09	19,56
URRETXU	20,17	20,98	17,21	21,62	20,48	25,73	25,32	26,07	25,40	23,86
ARETXABALETA	20,06	21,93	22,55	21,93	16,55	21,88	25,83	24,43	26,53	21,61
LEGAZPI	32,78	29,63	30,70	29,47	28,84	27,82	26,96	36,96	33,70	31,80
ZUMAIA	17,81	17,96	18,24	17,10	16,01	18,65	23,21	24,21	23,49	22,24
ORDIZIA	31,98	31,71	28,91	28,50	27,48	29,88	32,11	32,26	31,62	32,76
OIARTZUN	27,66	23,95	23,50	23,87	21,34	25,68	28,33	25,59	27,33	23,91
ZUMARRAGA	25,33	29,51	27,64	23,46	29,34	39,78	34,46	29,89	32,83	28,00
OÑATI	20,80	21,75	19,80	18,51	19,48	21,72	26,07	26,86	24,96	27,26
AZKOITIA	17,84	20,08	19,73	20,17	19,62	23,09	23,93	23,32	22,78	21,34
ELGOIBAR	20,49	22,79	23,68	22,74	23,82	24,91	30,90	28,58	27,31	25,15
BEASAIN	24,57	23,99	26,21	27,43	26,35	28,21	31,76	29,20	29,79	25,85
AZPEITIA	27,97	29,56	29,81	28,35	26,69	29,58	31,38	32,29	32,36	28,42
ANDOAIN	37,96	40,43	42,60	43,81	40,91	42,16	45,01	41,75	39,18	36,65
BERGARA	32,44	30,62	29,84	30,58	29,92	30,91	34,71	34,42	37,23	34,22
PASAIA	42,38	42,69	42,87	42,28	37,56	39,77	45,82	38,92	43,65	39,10
HONDARRIBIA	26,88	25,75	26,19	26,14	23,46	26,24	30,39	30,01	30,02	26,16
LASARTE-ORIA	36,61	33,55	31,65	28,01	29,39	33,98	36,00	32,88	33,52	31,56
TOLOSA	31,63	29,55	28,29	26,46	30,33	30,98	35,94	33,55	32,86	33,20
HERNANI	37,79	38,44	38,98	38,69	39,55	38,81	42,73	42,64	39,37	35,18
ARRASATE	30,09	30,57	29,52	27,77	28,06	30,63	34,90	34,35	36,90	33,17
ZARAUTZ	31,22	30,34	29,39	29,86	29,82	33,91	36,55	32,59	32,38	30,49
EIBAR	38,53	39,39	42,13	39,18	40,42	44,26	49,49	43,42	45,16	39,00
ERRENTERIA	41,89	39,94	39,48	38,42	35,80	38,40	41,32	36,65	39,76	33,02
IRUN	37,31	36,30	34,46	31,13	35,39	38,06	40,41	35,82	38,16	34,32
DONOSTIA	33,59	33,46	32,83	31,51	29,96	29,81	32,73	31,21	32,79	30,58
GIPUZKOA	**32,23**	**32,14**	**31,43**	**30,25**	**29,95**	**31,63**	**34,71**	**32,77**	**33,81**	**30,87**
0-1000	27,92	27,54	28,36	27,22	27,80	27,55	31,69	30,91	31,81	28,16
1.000-5.000	27,31	29,42	26,32	26,99	26,71	28,74	31,13	30,49	31,46	28,49
5.000-10.000	28,05	27,14	26,71	25,68	24,57	27,06	29,88	29,14	29,94	27,57
10.000-20.000	30,49	30,74	30,38	29,47	29,77	31,96	35,34	33,62	33,51	31,01
20.000-100.000	36,76	36,14	35,48	33,44	34,52	37,45	40,77	36,61	38,63	34,11
>100.000	33,59	33,46	32,83	31,52	29,96	29,81	32,73	31,21	32,79	30,58
GUZTIRA	**32,23**	**32,14**	**31,43**	**30,25**	**29,95**	**31,63**	**34,71**	**32,77**	**33,81**	**30,87**

AZPIKONTRATAZIOAK
SUBCONTRATACIONES

	2003	2004	2005	2006	2007	2008	2009	2010	2011	2012
GAINTZA	3,75	2,99	6,59	2,98	2,98	2,79	4,94	3,88	4,52	3,87
OREXA	3,30	6,56	3,83	4,34	4,10	0,63	2,62	3,71	5,38	4,45
BALIARRAIN	4,43	13,92	6,05	7,52	13,69	6,08	4,60	4,59	5,48	4,94
ALTZAGA	10,77	12,48	6,53	9,06	6,67	12,24	13,76	14,40	24,14	14,74
BEIZAMA	19,93	14,06	4,32	8,06	27,39	14,55	21,97	23,44	31,00	22,43
GAZTELU	5,97	9,02	8,03	12,39	7,77	4,66	3,93	7,04	11,27	15,41
ORENDAIN	7,71	5,83	7,16	11,44	9,99	9,39	10,48	7,13	10,88	7,89
ARAMA	7,71	13,89	8,67	6,06	5,67	7,79	4,13	5,15	10,09	9,75
ELDUAIN	4,37	11,70	3,45	7,11	8,49	4,01	6,18	11,98	18,73	13,18
MUTILOA	14,42	11,58	18,14	19,83	21,74	16,83	15,80	12,21	17,80	17,51
LEINTZ-GATZAGA	14,34	13,88	19,99	16,96	21,16	20,41	20,54	17,15	19,03	18,64
LARRAUL	6,85	15,82	8,89	9,67	9,09	4,18	5,14	3,16	3,64	2,21
ZERAIN	7,99	14,36	15,74	11,30	14,09	17,99	22,64	13,83	16,55	19,66
BELAUNTZA	8,52	10,40	13,15	6,79	6,88	4,06	4,91	5,49	6,99	6,03
ALBIZTUR	5,53	6,33	6,38	6,55	3,67	5,34	7,87	7,13	4,83	4,68
ABALTZISKETA	9,61	7,32	10,44	12,71	9,25	5,28	2,59	2,07	2,56	2,13
HERNIALDE	7,28	6,59	6,72	7,11	7,94	4,92	8,19	8,63	6,79	6,93
LEABURU	3,26	12,64	10,83	8,78	10,27	5,92	7,08	5,31	7,02	5,90
ALKIZA	13,85	31,71	10,11	7,17	5,98	3,36	5,05	3,11	2,51	1,95
ALTZO	7,52	8,59	7,22	6,36	8,33	3,46	6,85	4,96	5,68	5,49
ADUNA	9,81	9,84	7,48	5,61	6,50	4,88	13,00	12,66	14,19	13,33
IKAZTEGIETA	13,77	12,85	15,37	19,89	19,40	21,40	20,10	16,32	24,96	24,91
GABIRIA	4,39	5,49	14,89	13,43	9,66	18,96	18,03	14,07	17,16	16,37
BIDEGOIAN	4,08	4,03	13,69	13,16	12,57	20,72	17,25	16,45	17,32	17,73
BERROBI	11,51	9,86	15,32	22,12	9,95	16,75	16,41	29,22	28,39	21,94
EZKIO-ITSASO	17,85	17,30	17,31	15,77	16,20	22,49	27,96	20,27	20,08	13,49
ERREZIL	7,96	11,64	25,77	22,74	22,62	25,23	24,94	23,26	22,98	16,27
LIZARTZA	2,97	11,01	11,02	8,74	4,61	6,70	6,36	8,61	8,10	6,90
ITSASONDO	5,54	2,32	6,29	5,58	3,90	7,31	6,09	6,21	7,28	4,99
AIZARNAZABAL	0,90	1,56	0,90	1,28	1,18	1,46	1,46	1,06	2,22	1,52
OLABERRIA	5,56	6,10	5,57	6,48	6,64	8,46	10,36	12,60	9,98	8,95
AMEZKETA	5,92	6,33	2,82	4,50	4,60	1,12	2,39	2,67	3,49	3,84
BERASTEGI	3,93	5,84	5,16	5,65	7,89	10,92	16,53	13,30	20,10	17,41
ELGETA	5,04	11,94	10,32	12,15	13,97	15,94	15,76	14,84	12,05	16,46
ORMAIZTEGI	31,73	26,76	26,31	26,69	26,44	27,95	28,40	25,13	30,07	27,19
SEGURA	16,32	24,25	26,10	24,40	22,54	23,71	18,40	23,38	19,98	25,10
LEGORRETA	13,62	16,03	17,69	13,91	14,79	15,67	15,77	13,25	11,44	9,79
ASTEASU	10,73	17,82	11,62	7,44	8,45	7,54	5,85	7,83	8,78	9,07
ZALDIBIA	0,00	0,00	0,00	0,00	0,00	0,00	0,00	0,00	0,00	0,00
ZEGAMA	3,40	7,18	5,88	8,57	9,23	13,60	13,61	11,59	14,62	13,19
IRURA	5,29	6,19	7,93	11,56	10,12	8,02	5,84	7,34	6,58	5,45
ATAUN	12,66	16,31	18,82	18,87	17,81	22,41	23,22	26,73	25,97	23,33
ALEGIA	20,19	23,79	22,95	23,10	21,96	19,18	17,03	18,15	19,15	15,62
ANOETA	9,40	17,52	15,55	12,86	14,23	14,17	14,40	9,99	8,36	7,66
MENDARO	9,77	17,22	16,93	18,39	22,48	26,30	31,72	31,48	33,27	30,72
AIA	8,57	12,24	8,39	10,13	9,32	11,49	12,47	11,23	12,12	10,82
ANTZUOLA	11,53	13,16	16,62	12,68	13,23	16,91	19,44	13,17	10,74	13,18
IDIAZABAL	0,00	0,00	23,42	19,98	20,05	23,12	23,83	21,49	28,68	29,92
GETARIA	13,26	14,16	14,28	15,02	18,97	23,07	25,90	18,80	18,40	24,72
ZIZURKIL	7,88	8,10	8,59	9,22	8,96	7,28	7,21	7,69	6,29	4,43
ZESTOA	9,50	14,34	11,17	10,69	11,50	16,19	16,26	16,52	18,00	16,55
SORALUZE	5,67	9,57	8,63	5,40	6,58	9,42	25,65	28,35	27,45	25,88
ESKORIATZA	14,94	18,78	18,73	21,23	21,40	22,53	25,36	22,37	26,52	24,52
IBARRA	18,11	24,50	20,59	23,72	24,13	18,48	24,90	25,72	30,37	26,64
MUTRIKU	9,23	9,00	8,72	10,04	9,49	25,78	32,12	29,19	30,87	27,12
ASTIGARRAGA	23,15	20,69	20,42	28,26	30,43	27,50	28,22	22,41	32,80	22,41
DEBA	24,05	24,94	26,64	24,33	25,03	26,24	30,77	29,22	31,60	30,72
LAZKAO	19,55	23,55	26,96	26,44	28,16	27,13	31,18	30,36	31,21	25,36
ORIO	11,88	9,94	10,96	9,79	13,97	12,84	11,42	14,92	13,04	13,45
VILLABONA	16,88	23,56	22,48	23,70	20,95	21,65	24,81	22,55	33,76	33,48
LEZO	13,00	15,74	17,04	16,66	15,96	21,94	18,75	18,99	25,81	22,37
USURBIL	5,51	10,72	12,58	15,02	16,16	17,72	20,97	23,55	29,26	22,38
URNIETA	13,38	13,16	13,43	12,86	12,67	15,97	18,70	17,28	19,80	19,08
URRETXU	21,75	24,02	21,67	22,98	19,98	24,20	33,96	35,60	28,59	28,70
ARETXABALETA	18,85	23,50	22,38	21,45	17,99	28,39	37,21	31,67	35,37	30,70
LEGAZPI	16,97	18,23	18,48	18,37	21,05	21,75	21,76	30,19	28,46	25,08
ZUMAIA	17,58	18,09	18,69	18,69	20,55	26,58	33,45	29,59	31,37	32,25
ORDIZIA	13,43	14,60	14,13	14,43	13,83	14,82	17,01	19,12	21,19	21,04
OIARTZUN	7,62	6,44	7,25	9,52	9,64	13,48	15,43	17,77	19,99	17,38
ZUMARRAGA	16,06	18,16	20,47	16,07	20,59	22,33	24,60	25,05	26,57	25,24
OÑATI	19,13	19,48	20,19	20,56	16,04	26,29	27,99	27,76	29,05	30,12
AZKOITIA	17,38	22,52	29,63	35,04	33,56	38,67	41,95	40,17	42,24	37,47
ELGOIBAR	19,86	23,81	24,24	28,00	29,43	32,87	38,76	34,17	33,33	33,95
BEASAIN	17,59	18,45	16,76	15,93	13,31	15,41	18,83	18,37	19,84	19,90
AZPEITIA	9,50	11,85	11,03	10,71	10,50	12,26	13,31	13,54	14,84	15,40
ANDOAIN	21,05	22,21	17,19	17,64	19,12	33,01	34,12	31,91	38,09	38,53
BERGARA	23,77	24,43	26,51	26,30	25,86	28,39	30,30	26,46	26,05	25,53
PASAIA	13,18	15,18	15,61	19,86	24,58	27,33	32,45	28,05	32,04	31,42
HONDARRIBIA	11,88	11,44	12,07	12,45	11,98	11,78	17,37	14,73	17,08	15,38
LASARTE-ORIA	20,37	21,61	23,42	23,59	25,54	29,25	36,61	34,97	38,45	34,78
TOLOSA	21,06	26,39	28,69	25,23	25,09	24,38	29,03	32,58	30,91	31,87
HERNANI	17,24	19,83	20,94	22,26	23,20	23,70	25,52	23,53	28,50	25,97
ARRASATE	18,29	19,19	17,85	16,40	16,64	17,75	19,97	19,07	22,65	22,28
ZARAUTZ	19,69	18,86	21,13	19,91	23,36	23,83	24,04	23,09	23,36	24,82
EIBAR	7,98	9,46	9,20	8,77	9,60	10,64	12,41	11,61	13,44	12,56
ERRENTERIA	18,77	19,68	20,15	21,06	20,89	23,70	25,85	25,00	28,44	24,40
IRUN	13,42	13,63	14,95	14,59	15,37	18,81	22,10	17,44	19,97	16,29
DONOSTIA	20,45	19,10	20,67	24,01	25,58	21,99	26,05	21,48	25,36	23,94
GIPUZKOA	**16,94**	**17,66**	**18,59**	**19,68**	**20,46**	**21,44**	**24,64**	**22,46**	**25,18**	**23,65**
0-1000	7,90	9,66	9,81	9,89	9,58	9,96	11,49	10,90	11,88	10,37
1.000-5.000	11,39	14,32	14,65	15,47	15,15	16,38	18,69	18,05	19,16	18,54
5.000-10.000	15,02	16,34	17,04	17,32	17,56	21,03	24,08	24,30	26,96	24,44
10.000-20.000	17,68	19,84	20,76	21,16	21,44	24,83	28,35	26,94	29,04	28,18
20.000-100.000	15,11	15,69	16,41	16,00	16,84	19,09	21,28	19,25	21,69	19,56
>100.000	20,45	19,10	20,67	24,02	25,58	21,99	26,05	21,48	25,36	23,94
GUZTIRA	**16,94**	**17,66**	**18,59**	**19,68**	**20,46**	**21,44**	**24,64**	**22,46**	**25,18**	**23,65**

BESTEEI EMANDAKO DIRU LAGUNTZAK
SUBVENCIONES CONCEDIDAS

	2003	2004	2005	2006	2007	2008	2009	2010	2011	2012
GAINTZA	3,69	4,76	4,44	5,34	5,32	3,15	3,98	2,21	2,22	2,15
OREXA	2,77	0,45	0,83	0,46	0,26	0,25	0,07	0,61	0,04	0,24
BALIARRAIN	18,89	12,29	14,07	6,16	6,82	5,97	6,80	6,72	6,49	3,89
ALTZAGA	0,44	0,03	0,17	0,26	0,70	0,47	0,52	0,55	0,41	0,48
BEIZAMA	0,00	0,48	0,46	1,13	0,25	0,38	1,29	1,55	4,52	0,76
GAZTELU	0,88	0,13	0,00	0,00	0,00	0,00	1,05	0,00	0,00	0,00
ORENDAIN	9,95	8,89	11,35	9,84	7,53	7,27	5,87	8,40	3,07	9,17
ARAMA	4,16	2,67	3,65	4,09	9,79	5,26	5,31	4,27	2,87	0,90
ELDUAIN	7,63	1,45	1,79	1,82	1,65	1,22	1,16	2,33	3,42	0,67
MUTILOA	7,52	0,21	1,08	1,20	2,51	1,34	1,67	1,82	2,59	1,89
LEINTZ-GATZAGA	4,27	3,57	6,24	15,53	2,29	3,28	1,21	2,03	2,40	2,74
LARRAUL	1,76	0,46	0,03	0,38	0,95	1,17	0,07	0,07	0,26	0,34
ZERAIN	16,20	8,99	6,33	5,52	4,22	8,35	7,88	4,15	4,71	3,85
BELAUNTZA	1,88	4,71	1,71	1,29	1,67	1,34	1,12	1,22	1,29	0,81
ALBIZTUR	0,37	0,39	0,25	0,17	0,33	0,33	0,49	0,39	16,90	12,76
ABALTZISKETA	3,49	2,97	5,85	3,44	3,70	3,23	4,76	5,51	6,16	3,31
HERNIALDE	4,24	2,53	3,39	3,33	0,20	0,87	1,49	0,96	0,74	0,53
LEABURU	2,95	1,92	1,72	1,45	3,39	2,41	3,10	0,78	0,90	0,92
ALKIZA	2,69	2,51	1,39	2,30	2,43	3,00	2,19	3,40	3,05	2,42
ALTZO	3,29	3,22	3,05	2,89	3,80	3,33	4,06	4,17	4,47	3,52
ADUNA	1,02	0,68	0,55	0,87	1,02	0,82	1,92	3,52	3,65	3,19
IKAZTEGIETA	10,09	13,99	10,15	6,92	6,92	7,77	5,16	2,46	3,28	2,49
GABIRIA	8,31	5,67	7,51	7,78	5,31	7,60	8,93	5,91	8,83	7,32
BIDEGOIAN	4,42	7,35	5,86	5,59	4,70	4,88	6,08	5,25	5,01	3,54
BERROBI	2,74	6,55	4,26	7,63	9,43	3,89	6,87	8,85	3,45	6,61
EZKIO-ITSASO	4,57	5,71	8,69	5,08	3,86	4,95	4,81	4,96	4,83	4,82
ERREZIL	8,36	3,83	3,97	2,40	1,48	3,26	1,11	1,36	1,29	1,25
LIZARTZA	1,82	2,02	2,34	1,07	0,83	0,02	0,00	0,86	0,15	1,90
ITSASONDO	4,05	4,04	3,24	4,27	5,38	5,46	5,04	4,85	3,63	3,67
AIZARNAZABAL	7,22	5,70	5,30	6,55	5,31	5,36	7,10	5,56	4,97	4,78
OLABERRIA	5,09	7,22	6,43	5,89	5,18	4,90	5,36	5,37	3,91	3,18
AMEZKETA	5,83	5,44	5,75	6,91	6,83	5,88	5,30	6,49	7,03	7,03
BERASTEGI	0,64	1,56	1,68	2,22	1,93	1,43	1,99	3,17	6,42	1,23
ELGETA	7,35	3,30	1,66	4,08	3,17	1,60	2,60	1,25	1,36	1,12
ORMAIZTEGI	6,48	5,06	6,96	7,93	7,05	8,84	9,40	8,97	9,52	8,24
SEGURA	6,46	4,53	5,16	3,83	3,95	4,36	4,46	5,71	5,12	6,02
LEGORRETA	4,73	5,56	5,40	5,36	7,50	7,19	9,13	8,61	6,91	10,86
ASTEASU	5,04	3,24	2,32	5,51	3,41	6,99	4,54	5,94	3,06	2,53
ZALDIBIA	5,19	5,36	4,85	6,30	5,33	5,17	5,97	7,09	5,41	4,65
ZEGAMA	4,32	12,04	14,69	17,10	16,12	20,29	21,39	20,28	21,75	22,43
IRURA	2,72	2,43	2,42	3,61	2,41	3,25	2,86	2,60	2,24	2,09
ATAUN	6,45	5,53	6,38	6,90	8,54	10,99	9,98	8,40	7,34	6,13
ALEGIA	6,40	5,05	5,75	5,37	5,35	5,38	5,56	4,95	2,25	2,55
ANOETA	3,83	4,30	3,84	3,86	3,49	6,31	17,42	10,17	10,79	12,26
MENDARO	4,82	5,70	4,48	2,59	2,82	4,05	4,11	3,20	2,47	2,25
AIA	5,81	5,23	4,88	5,72	3,55	4,57	5,20	4,24	4,10	5,25
ANTZUOLA	5,48	4,36	5,42	4,04	4,51	4,01	3,43	1,87	1,68	1,63
IDIAZABAL	4,69	4,71	3,57	4,79	5,68	5,66	5,81	4,96	5,25	4,13
GETARIA	5,95	7,31	8,53	8,23	8,17	8,70	9,69	9,00	9,67	11,63
ZIZURKIL	10,83	8,23	7,57	8,66	7,56	8,11	9,18	9,69	9,55	7,30
ZESTOA	7,33	8,39	6,14	5,92	6,35	7,20	6,29	6,12	5,58	5,15
SORALUZE	6,71	8,19	7,64	6,82	5,91	10,21	11,76	8,13	6,29	6,05
ESKORIATZA	9,04	17,64	10,43	8,82	7,63	8,83	8,94	7,06	7,01	6,93
IBARRA	2,87	2,98	2,65	3,07	2,94	5,00	5,58	5,81	4,99	3,28
MUTRIKU	3,66	8,63	6,26	5,54	6,74	7,51	9,47	6,28	4,84	4,03
ASTIGARRAGA	8,60	10,82	8,36	5,00	5,92	6,21	7,63	7,87	8,56	8,87
DEBA	3,94	1,87	2,91	2,90	2,58	2,51	2,91	3,50	2,29	2,56
LAZKAO	4,00	4,39	4,91	4,99	7,04	4,50	5,20	5,32	5,85	5,46
ORIO	7,69	5,54	7,70	5,94	6,56	9,62	10,16	10,49	11,37	10,22
VILLABONA	10,93	10,87	10,12	9,67	10,30	12,60	15,29	12,32	7,20	6,69
LEZO	8,38	7,08	6,45	8,06	5,44	7,90	6,78	5,77	6,03	5,58
USURBIL	8,73	4,84	4,54	5,39	5,02	6,08	5,59	4,96	5,39	5,55
URNIETA	4,11	4,58	4,45	4,37	4,42	5,02	5,54	3,98	4,95	4,45
URRETXU	8,02	9,18	7,81	8,66	9,44	8,55	9,44	7,84	6,67	4,64
ARETXABALETA	7,06	8,37	6,69	7,55	5,89	6,93	7,97	6,90	6,85	4,91
LEGAZPI	7,54	8,08	8,09	7,15	6,22	5,98	5,07	6,10	4,60	4,26
ZUMAIA	7,36	7,63	8,08	7,90	7,02	7,99	7,97	7,77	7,25	6,53
ORDIZIA	9,06	9,46	8,94	10,12	9,20	9,45	11,95	9,80	13,65	10,11
OIARTZUN	13,85	10,35	14,22	14,59	16,35	18,29	19,67	17,07	16,35	14,04
ZUMARRAGA	6,41	6,68	7,04	5,64	7,76	8,07	10,27	7,18	6,68	6,02
OÑATI	6,75	7,22	8,24	7,82	9,39	8,30	8,78	8,35	7,86	8,59
AZKOITIA	5,32	5,50	4,85	5,54	5,75	5,62	7,38	6,58	6,69	6,05
ELGOIBAR	6,87	6,99	10,49	9,92	9,53	9,53	10,90	9,37	8,43	7,97
BEASAIN	9,10	8,12	7,71	8,68	7,79	7,81	7,73	7,65	7,88	7,11
AZPEITIA	5,84	5,59	6,12	4,59	4,44	6,19	6,84	6,32	5,94	6,00
ANDOAIN	5,50	5,37	5,18	4,70	4,57	4,80	5,27	4,21	4,15	3,95
BERGARA	7,33	7,35	7,21	7,48	7,14	6,31	6,43	5,28	6,40	5,06
PASAIA	9,02	8,75	8,53	8,34	7,66	8,42	10,44	4,85	8,43	6,46
HONDARRIBIA	4,81	2,43	5,71	4,07	4,79	6,09	6,54	6,22	6,40	7,71
LASARTE-ORIA	5,41	5,19	5,33	5,11	5,77	6,08	5,76	3,92	2,93	2,69
TOLOSA	5,31	6,71	6,02	6,39	5,45	5,10	5,42	5,20	4,80	4,54
HERNANI	4,63	3,63	3,66	3,43	3,93	3,90	5,43	4,08	3,62	3,24
ARRASATE	8,73	8,00	7,37	7,13	6,88	7,96	8,93	6,87	6,64	6,24
ZARAUTZ	6,27	6,31	5,66	5,71	6,68	6,46	6,63	6,20	5,05	4,84
EIBAR	6,04	6,62	5,86	5,65	6,38	7,32	6,74	5,04	5,48	4,87
ERRENTERIA	4,39	4,35	4,88	5,23	4,52	5,62	5,95	4,43	4,46	4,77
IRUN	5,89	6,37	6,00	5,27	6,49	6,00	7,00	3,88	4,06	2,58
DONOSTIA	6,25	8,24	7,14	7,23	7,19	7,09	6,43	4,95	5,67	4,51
GIPUZKOA	**6,38**	**6,92**	**6,63**	**6,53**	**6,61**	**6,88**	**7,14**	**5,70**	**5,91**	**5,17**
0-1000	4,89	4,41	4,47	4,34	3,96	3,74	4,00	3,88	3,99	3,54
1.000-5.000	6,00	7,47	6,20	6,01	5,76	6,92	7,52	6,66	6,24	5,94
5.000-10.000	8,09	7,44	7,85	8,04	7,80	8,53	9,20	8,20	8,17	7,06
10.000-20.000	6,23	6,01	6,45	6,12	6,18	6,35	7,12	5,77	5,88	5,51
20.000-100.000	6,04	6,18	5,88	5,68	6,11	6,49	6,96	4,97	4,92	4,34
>100.000	6,25	8,24	7,14	7,23	7,19	7,09	6,43	4,95	5,67	4,51
GUZTIRA	**6,38**	**6,92**	**6,63**	**6,53**	**6,61**	**6,88**	**7,14**	**5,70**	**5,91**	**5,17**

FUNTZIONAMENDU GASTUAK
GASTOS DE FUNCIONAMIENTO

	2003	2004	2005	2006	2007	2008	2009	2010	2011	2012
GAINTZA	73,51	80,70	82,77	83,29	76,69	85,66	114,27	83,56	92,81	81,16
OREXA	74,32	75,30	73,35	95,66	78,05	61,80	114,52	87,42	93,25	81,96
BALIARRAIN	41,98	72,70	64,96	58,10	55,70	52,24	58,33	53,72	76,14	54,41
ALTZAGA	71,22	67,12	73,05	64,99	58,62	68,99	87,00	76,95	106,55	82,14
BEIZAMA	115,94	59,83	62,99	47,68	107,17	75,44	93,06	89,50	92,53	69,77
GAZTELU	89,91	86,88	101,26	93,23	84,17	86,39	105,76	89,31	96,32	95,29
ORENDAIN	57,53	63,09	59,51	71,57	147,68	97,15	77,01	67,92	97,12	90,96
ARAMA	70,10	45,92	57,27	71,19	62,60	63,56	76,68	75,26	68,39	77,34
ELDUAIN	69,79	76,56	77,64	86,14	79,74	65,29	79,09	103,07	125,28	78,73
MUTILOA	57,64	31,50	44,54	59,20	56,75	54,13	49,41	44,05	58,61	52,13
LEINTZ-GATZAGA	64,03	56,57	77,80	60,05	75,88	67,97	97,34	78,85	79,65	86,94
LARRAUL	98,70	71,58	80,80	87,13	93,35	89,37	109,46	87,89	92,48	80,19
ZERAIN	58,82	68,61	76,87	77,47	82,42	84,38	97,80	79,51	69,75	76,23
BELAUNTZA	97,15	92,97	106,20	73,68	74,59	64,82	83,31	75,85	87,83	77,67
ALBIZTUR	60,76	56,92	38,39	42,76	58,53	88,57	119,51	92,98	87,20	76,09
ABALTZISKETA	65,91	59,59	59,91	68,48	64,26	71,86	61,89	65,92	75,89	74,65
HERNIALDE	69,32	64,50	67,33	66,88	74,62	75,27	91,11	90,79	90,49	69,62
LEABURU	53,61	69,65	92,71	63,22	77,27	58,57	80,56	74,16	94,69	67,26
ALKIZA	89,86	118,86	84,62	85,81	81,27	82,28	94,75	84,63	87,59	80,53
ALTZO	62,05	79,89	62,82	66,20	77,97	59,16	81,77	75,20	91,44	74,40
ADUNA	66,79	66,05	62,47	58,84	65,55	47,81	74,89	86,70	91,52	83,92
IKAZTEGIETA	67,48	74,12	77,04	90,33	82,44	86,97	78,07	62,65	82,46	77,19
GABIRIA	72,88	58,93	80,06	89,94	66,25	74,78	90,46	84,10	87,10	68,53
BIDEGOIAN	68,07	85,50	79,31	78,17	71,88	81,89	89,07	80,30	83,54	70,62
BERROBI	55,35	59,22	74,90	86,46	80,39	71,93	72,93	100,65	107,68	70,70
EZKIO-ITSASO	71,33	71,12	72,12	71,49	57,84	75,89	90,40	78,09	71,34	57,02
ERREZIL	73,69	80,07	82,41	76,01	76,40	90,42	89,17	84,13	84,35	66,96
LIZARTZA	61,18	66,14	76,90	73,36	68,37	88,93	92,07	100,30	102,74	86,70
ITSASONDO	68,52	58,90	54,18	60,84	58,39	61,93	82,72	80,76	82,25	77,32
AIZARNAZABAL	60,67	61,01	46,67	64,81	52,44	67,46	77,55	76,18	70,72	71,20
OLABERRIA	71,20	78,94	62,94	58,59	63,00	65,97	72,12	73,20	60,88	50,26
AMEZKETA	59,51	66,35	68,16	67,29	59,26	60,88	61,63	63,25	68,63	73,21
BERASTEGI	55,10	63,58	58,75	57,16	68,38	56,91	80,27	81,91	111,57	74,16
ELGETA	73,41	83,17	72,61	86,71	91,97	91,90	94,31	83,25	74,55	73,87
ORMAIZTEGI	88,50	84,09	83,70	86,13	80,32	77,78	81,05	74,57	75,63	68,18
SEGURA	78,79	82,72	78,54	84,40	74,74	72,44	62,01	81,74	72,29	82,94
LEGORRETA	75,07	78,78	75,64	66,24	73,60	84,97	83,41	74,26	77,76	75,61
ASTEASU	80,81	85,70	64,48	64,87	62,86	76,26	67,43	82,33	85,82	68,10
ZALDIBIA	82,64	83,84	73,44	75,51	73,27	73,02	79,20	83,45	85,72	79,24
ZEGAMA	25,46	57,67	47,92	56,75	58,35	70,84	77,26	67,76	68,67	60,54
IRURA	71,50	80,06	64,53	87,93	85,74	85,54	82,33	91,08	96,46	80,77
ATAUN	60,39	59,91	64,67	59,27	56,82	66,69	73,95	74,61	75,88	68,55
ALEGIA	71,01	73,14	79,76	65,81	65,39	76,80	76,05	84,55	90,49	76,07
ANOETA	67,83	95,44	79,13	79,21	81,10	88,17	91,71	70,62	63,15	66,68
MENDARO	73,45	73,52	60,00	65,68	64,66	68,44	75,74	68,84	74,71	70,40
AIA	74,38	68,61	54,99	64,48	59,30	82,69	76,97	73,02	76,11	64,71
ANTZUOLA	84,31	75,96	90,53	77,30	83,85	93,91	88,29	77,85	75,32	76,92
IDIAZABAL	69,95	72,23	66,97	64,95	67,00	79,90	86,38	73,30	84,48	79,37
GETARIA	74,48	77,40	78,10	74,10	80,50	85,72	94,72	74,72	76,90	78,45
ZIZURKIL	66,72	65,17	70,12	74,07	70,46	73,15	83,21	87,11	94,87	80,64
ZESTOA	65,42	77,02	65,66	56,61	60,40	76,32	76,90	75,10	76,28	69,57
SORALUZE	75,62	78,85	67,90	68,94	70,20	76,98	85,73	88,45	83,28	74,30
ESKORIATZA	58,83	67,80	69,06	68,22	65,56	72,77	77,25	69,67	80,42	74,01
IBARRA	69,12	75,57	66,13	78,91	69,66	86,11	95,15	86,82	90,11	73,19
MUTRIKU	74,14	76,23	71,99	78,63	71,78	80,28	92,86	78,06	79,00	68,31
ASTIGARRAGA	78,11	72,24	65,15	78,48	84,88	81,93	92,79	72,02	82,90	68,43
DEBA	82,19	87,14	81,52	73,57	85,25	86,01	89,71	87,83	92,41	83,02
LAZKAO	60,61	59,11	62,49	60,14	63,60	62,88	71,86	70,01	75,70	63,84
ORIO	73,72	58,23	76,25	65,62	72,54	85,06	81,28	91,97	86,12	83,89
VILLABONA	70,47	76,21	69,56	67,41	64,64	69,14	78,28	67,37	84,44	78,68
LEZO	67,67	74,37	78,73	76,95	67,48	82,01	77,61	76,36	87,51	75,62
USURBIL	64,79	66,68	72,99	72,39	73,06	76,11	86,12	84,40	90,30	80,83
URNIETA	71,96	72,56	71,27	66,60	66,21	73,60	80,59	70,37	82,10	74,20
URRETXU	63,80	70,84	58,88	68,70	67,15	80,33	85,89	87,88	86,66	82,23
ARETXABALETA	64,62	66,14	66,06	64,07	49,57	71,71	85,53	75,08	80,93	70,62
LEGAZPI	70,92	67,70	71,15	69,67	71,43	72,63	69,52	93,64	86,22	80,72
ZUMAIA	58,73	58,76	59,63	58,94	62,77	73,49	89,32	86,36	83,85	82,05
ORDIZIA	73,36	75,27	69,14	72,93	71,36	74,96	80,97	77,63	79,92	79,43
OIARTZUN	57,23	49,59	55,84	60,76	53,43	71,83	72,31	69,52	73,55	60,40
ZUMARRAGA	65,85	71,95	68,76	55,83	73,03	90,06	88,29	78,86	83,90	77,75
OÑATI	57,79	60,67	60,56	57,74	56,71	70,33	74,12	75,77	74,26	78,70
AZKOITIA	60,79	69,61	72,93	75,71	73,99	82,70	83,31	80,12	81,08	73,64
ELGOIBAR	61,60	70,10	64,49	66,55	69,71	77,40	91,57	81,64	80,02	77,78
BEASAIN	63,11	64,15	59,89	59,99	57,91	62,64	71,53	65,94	69,92	64,37
AZPEITIA	61,89	66,32	64,71	64,59	60,19	68,07	70,76	72,44	74,51	63,97
ANDOAIN	76,94	82,21	82,78	86,12	87,88	94,13	97,58	91,55	94,52	92,00
BERGARA	75,58	74,03	74,50	76,49	75,42	78,19	86,09	79,85	84,40	78,29
PASAIA	71,74	74,16	76,00	80,26	77,47	84,35	96,30	80,25	92,22	84,74
HONDARRIBIA	61,08	58,05	61,25	60,55	55,76	61,65	72,18	65,06	68,70	62,29
LASARTE-ORIA	74,36	71,22	72,83	68,36	73,04	86,09	91,67	84,65	92,41	85,43
TOLOSA	68,47	72,48	73,53	69,07	75,20	76,40	87,42	83,33	80,57	80,52
HERNANI	72,03	74,62	78,73	81,42	82,42	81,53	91,52	87,50	88,39	79,08
ARRASATE	68,14	71,51	72,80	65,95	66,26	71,50	80,88	76,88	82,63	78,57
ZARAUTZ	76,59	72,64	72,42	70,74	77,63	85,95	89,28	78,68	79,29	77,40
EIBAR	68,45	70,23	72,54	68,74	71,29	79,01	88,97	80,64	84,51	76,41
ERRENTERIA	79,18	78,21	77,74	78,12	73,00	80,79	86,71	82,37	87,39	71,08
IRUN	72,31	72,47	74,22	69,65	72,91	81,13	88,37	74,61	81,96	71,91
DONOSTIA	77,29	76,15	75,45	76,57	78,91	81,75	87,86	83,81	90,22	83,64
GIPUZKOA	**71,72**	**72,39**	**72,24**	**71,78**	**72,95**	**78,97**	**85,61**	**80,35**	**84,86**	**77,91**
0-1000	68,71	68,12	68,34	68,85	69,37	70,36	81,47	77,74	80,53	70,23
1.000-5.000	69,07	74,66	68,84	71,48	69,70	78,39	81,94	78,11	80,95	73,47
5.000-10.000	67,25	66,68	67,48	67,18	66,67	75,52	81,37	78,98	83,04	75,28
10.000-20.000	67,70	70,31	70,69	70,05	71,44	77,90	85,31	79,73	82,53	77,44
20.000-100.000	73,07	73,24	74,28	70,94	72,22	79,87	87,07	78,31	83,31	74,35
>100.000	77,29	76,15	75,45	76,57	78,91	81,75	87,86	83,81	90,22	83,64
GUZTIRA	**71,72**	**72,39**	**72,24**	**71,78**	**72,95**	**78,97**	**85,61**	**80,35**	**84,86**	**77,91**

INBERTSIO GARBIAK, LOTUTAKO FINANTZAKETA GABEAK
INVERSIONES NETAS SIN FINANCIACION AFECTADA

	2003	2004	2005	2006	2007	2008	2009	2010	2011	2012
GAINTZA	-52,06	747,71	-607,54	1.460,13	189,10	528,72	156,51	313,77	-115,21	-859,34
OREXA	1.998,27	318,86	573,36	175,60	64,09	289,92	64,50	438,83	278,86	0,00
BALIARRAIN	4.249,53	1.160,73	-3.198,29	-430,18	5.137,28	89,21	915,90	-5.613,28	5.754,67	665,02
ALTZAGA	207,55	-281,70	515,50	948,93	583,86	321,98	479,89	356,71	-320,60	504,61
BEIZAMA	-251,13	1.286,12	146,21	587,39	-1.708,03	1.838,70	827,37	446,36	150,05	197,41
GAZTELU	77,27	301,04	683,50	476,07	-584,78	562,08	68,26	-492,43	245,82	-324,96
ORENDAIN	450,67	438,61	349,16	615,69	-414,35	-43,27	-20,61	759,38	692,68	-835,73
ARAMA	1.362,03	1.284,68	856,92	1.277,96	26,58	-28,13	184,29	-517,30	2.444,14	-23,37
ELDUAIN	55,00	794,06	288,10	885,69	773,86	62,27	7,47	166,02	54,41	44,02
MUTILOA	-268,19	619,02	1.351,07	1.589,47	1.956,29	-625,55	739,35	3.661,01	694,74	689,09
LEINTZ-GATZAGA	356,20	202,89	191,85	371,07	431,63	1.290,95	229,48	432,15	-5,16	121,62
LARRAUL	71,26	-54,65	418,25	1.892,23	-368,22	104,34	37,01	195,41	167,31	-0,25
ZERAIN	423,83	1.711,28	665,17	-404,64	329,21	-175,93	-94,21	196,97	-386,47	871,89
BELAUNTZA	-72,52	67,76	230,50	250,59	205,17	117,55	202,50	369,23	49,58	47,03
ALBIZTUR	402,80	105,20	1.306,56	1.237,87	398,61	729,57	-415,42	438,26	73,06	38,04
ABALTZISKETA	323,75	273,87	379,18	346,83	108,77	316,43	595,15	610,67	113,17	-195,61
HERNIALDE	350,50	-35,11	18,61	21,10	30,36	312,96	234,82	553,47	119,48	32,61
LEABURU	648,56	184,19	-297,80	696,13	27,86	100,86	187,75	372,37	28,41	6,53
ALKIZA	93,87	-128,02	428,46	-176,75	467,68	411,88	-81,01	510,12	37,13	51,46
ALTZO	777,95	327,59	362,20	444,73	507,63	148,75	127,56	176,44	174,23	204,43
ADUNA	738,45	1.117,15	1.314,66	161,57	316,14	-994,24	1.336,86	837,65	783,38	401,06
IKAZTEGIETA	59,38	-638,44	973,80	-164,73	720,38	175,67	167,33	1.033,23	-234,16	-21,10
GABIRIA	92,98	905,35	92,29	-78,88	-70,61	297,69	320,25	131,26	217,59	44,91
BIDEGOIAN	35,01	759,14	318,58	182,66	167,85	589,27	146,80	84,03	11,91	84,39
BERROBI	276,52	231,67	312,04	536,83	173,48	446,33	-301,03	287,35	57,17	8,21
EZKIO-ITSASO	88,33	200,50	194,23	203,94	348,23	711,11	604,17	153,85	-624,59	159,70
ERREZIL	63,10	293,89	402,42	316,61	154,00	256,50	143,70	530,19	123,94	141,86
LIZARTZA	166,40	643,29	-74,91	203,23	460,28	22,47	348,75	-188,00	5,15	-71,87
ITSASONDO	248,30	-393,27	945,97	90,29	537,26	117,69	-83,95	664,02	52,98	378,56
AIZARNAZABAL	580,05	443,12	350,29	447,76	510,95	1.897,96	651,08	42,83	255,68	364,26
OLABERRIA	220,11	447,57	103,13	-479,41	-568,78	2.130,81	1.359,68	270,26	447,93	305,62
AMEZKETA	551,04	106,82	282,99	627,04	236,57	181,30	724,89	191,87	244,19	22,74
BERASTEGI	319,79	344,37	508,09	-736,10	1.175,16	387,01	281,86	202,71	926,62	108,61
ELGETA	362,82	-137,64	291,52	581,95	-468,38	433,59	14,66	73,22	349,53	18,23
ORMAIZTEGI	36,66	32,24	40,09	340,81	91,48	157,88	134,68	141,40	106,48	52,65
SEGURA	102,15	206,01	107,99	42,80	158,54	489,02	448,84	513,29	81,75	77,22
LEGORRETA	373,67	356,67	349,86	-6,18	177,33	508,42	133,85	55,38	77,39	7,81
ASTEASU	2.186,14	-865,83	357,96	-726,84	-452,55	92,06	401,62	1.027,62	634,37	171,04
ZALDIBIA	133,37	-1.181,32	-278,71	51,49	1.362,93	-22,15	384,61	-7,07	239,89	171,68
ZEGAMA	1.075,77	408,74	-214,97	1.098,77	339,22	-14,80	-495,93	726,11	448,51	-59,86
IRURA	208,57	200,76	235,58	160,77	137,35	111,55	73,08	167,52	156,59	-17,40
ATAUN	286,22	93,80	556,15	116,27	152,13	-696,28	1.206,79	495,71	258,89	79,82
ALEGIA	172,01	24,78	151,31	-33,44	544,68	45,43	135,01	163,94	61,84	15,66
ANOETA	388,17	1.666,71	-70,35	167,17	16,14	84,34	105,67	86,19	-83,22	-148,20
MENDARO	500,69	256,54	422,29	225,46	99,70	43,95	393,60	56,14	99,97	195,23
AIA	296,10	25,75	382,79	481,22	153,00	710,74	218,17	180,53	182,88	133,01
ANTZUOLA	218,08	135,72	140,72	-183,99	-271,07	497,99	732,06	416,52	90,17	34,68
IDIAZABAL	280,65	50,07	205,79	99,38	273,45	148,28	780,85	631,55	627,75	39,38
GETARIA	247,13	209,58	124,45	97,68	291,72	316,17	158,42	-356,45	299,44	-32,65
ZIZURKIL	319,01	273,07	244,17	161,29	366,14	437,97	211,55	-162,35	-275,19	-10,73
ZESTOA	569,84	145,46	230,91	-39,81	396,68	287,19	181,82	155,84	137,33	85,64
SORALUZE	185,79	179,66	305,91	56,50	-29,73	144,21	-102,39	304,68	88,05	18,80
ESKORIATZA	733,95	205,79	198,59	242,96	503,38	147,73	303,68	-13,57	269,04	81,22
IBARRA	221,74	161,73	-82,58	113,07	448,33	71,06	244,39	-66,46	265,17	458,33
MUTRIKU	456,11	280,93	170,50	192,73	177,02	28,54	366,64	-34,56	19,82	17,30
ASTIGARRAGA	178,18	56,36	32,03	143,53	354,62	17,02	-57,73	-114,87	-197,28	83,59
DEBA	426,26	216,00	-12,79	184,55	-70,20	660,79	225,80	57,95	364,29	10,11
LAZKAO	233,89	76,82	272,69	739,38	595,08	466,34	283,10	-12,59	121,03	74,15
ORIO	-2.085,11	669,90	-662,10	757,90	659,45	221,84	-627,67	-23,44	34,20	361,10
VILLABONA	256,00	201,83	86,85	183,51	100,48	226,61	157,92	226,68	75,31	40,15
LEZO	74,89	132,06	217,74	123,81	19,44	363,84	-342,37	70,26	41,82	90,72
USURBIL	150,29	553,21	14,67	433,50	167,54	234,69	84,55	65,95	172,30	84,94
URNIETA	64,42	92,04	-142,26	85,95	326,03	389,66	13,96	92,95	209,87	45,24
URRETXU	161,85	169,43	181,12	238,33	327,14	322,40	138,96	133,21	121,67	12,10
ARETXABALETA	210,41	271,83	125,47	233,74	192,18	610,81	372,49	463,19	972,93	549,68
LEGAZPI	137,00	60,56	114,97	59,30	213,96	123,24	380,57	120,33	139,50	-21,49
ZUMAIA	251,24	24,90	180,12	331,18	213,39	339,84	281,68	226,35	294,81	91,23
ORDIZIA	138,71	198,32	79,25	244,91	534,12	72,88	79,68	107,26	105,32	104,37
OIARTZUN	163,99	455,86	350,98	515,34	566,78	308,39	329,36	55,51	180,53	108,24
ZUMARRAGA	179,67	72,13	39,05	259,60	162,19	160,40	7,48	285,93	207,22	249,98
OÑATI	129,97	345,79	335,12	691,91	325,83	218,63	345,53	250,71	15,64	185,43
AZKOITIA	388,76	406,32	54,71	355,21	33,06	399,25	848,81	-233,37	168,73	67,02
ELGOIBAR	45,18	255,73	286,39	167,23	101,48	2,94	351,68	188,56	119,83	30,73
BEASAIN	204,02	135,32	478,47	479,11	214,67	202,08	433,40	118,98	119,20	211,19
AZPEITIA	391,29	213,06	379,15	303,56	449,98	455,36	230,94	150,00	276,19	116,28
ANDOAIN	409,40	127,05	146,72	-128,83	265,94	-32,13	217,21	30,30	61,12	71,22
BERGARA	164,43	-69,97	289,06	398,14	-92,27	331,30	220,65	112,55	79,61	73,55
PASAIA	24,65	155,30	177,89	109,95	116,19	64,98	70,20	28,41	30,26	59,83
HONDARRIBIA	155,27	223,58	126,64	425,76	-8,56	137,94	72,73	432,17	328,66	411,23
LASARTE-ORIA	205,15	189,92	132,22	392,98	352,83	270,21	-109,50	-42,11	174,80	25,60
TOLOSA	206,70	216,92	811,84	676,29	331,47	-65,53	71,35	210,48	353,54	122,22
HERNANI	182,25	71,42	53,65	343,46	153,05	72,50	256,19	175,49	78,53	25,35
ARRASATE	278,20	61,80	235,85	380,16	-38,45	371,20	351,59	75,96	224,15	157,27
ZARAUTZ	85,85	172,25	274,53	336,42	268,99	275,80	403,26	185,09	105,87	45,16
EIBAR	424,83	120,96	157,79	111,04	459,65	135,83	246,34	161,94	228,51	141,91
ERRENTERIA	81,89	144,08	191,27	219,58	226,01	97,89	50,70	91,50	17,83	50,02
IRUN	276,26	206,99	188,68	354,45	271,49	241,44	275,21	28,00	223,86	53,59
DONOSTIA	206,00	100,41	156,30	143,15	139,22	236,88	172,77	-71,39	201,19	82,94
GIPUZKOA	**210,24**	**157,37**	**191,33**	**254,74**	**212,51**	**220,23**	**205,48**	**71,46**	**179,20**	**97,25**
0-1000	283,42	321,03	322,18	328,94	244,73	488,82	373,71	318,82	210,62	129,00
1.000-5.000	370,60	147,50	157,30	107,37	258,89	195,61	262,16	174,49	202,80	83,25
5.000-10.000	66,75	241,65	96,71	323,36	302,65	288,42	139,29	108,02	188,99	108,75
10.000-20.000	204,17	170,97	261,12	348,00	188,23	162,20	210,12	132,42	159,69	123,12
20.000-100.000	232,81	154,64	201,64	286,13	250,99	213,39	246,62	90,55	162,20	78,97
>100.000	206,00	100,41	156,30	143,15	139,22	236,88	172,77	-71,39	201,19	82,94
GUZTIRA	**210,24**	**157,37**	**191,33**	**254,74**	**212,51**	**220,23**	**205,48**	**71,46**	**179,20**	**97,25**

INBERTSIO GARBIAK, GUZTIRA
INVERSIONES NETAS TOTALES

	2003	2004	2005	2006	2007	2008	2009	2010	2011	2012
GAINTZA	755,86	747,71	520,76	1.460,13	725,11	618,59	1.427,90	596,03	73,38	860,41
OREXA	1.998,27	950,40	4.057,71	175,60	64,09	289,92	1.003,70	545,18	302,65	0,00
BALIARRAIN	7.046,50	1.206,62	-2.722,44	1.425,71	6.054,21	152,84	1.446,51	679,10	10.340,98	762,88
ALTZAGA	350,98	-172,72	1.610,69	1.033,28	614,72	321,98	1.211,18	447,44	109,89	561,42
BEIZAMA	-251,13	1.286,12	146,21	1.518,42	-356,47	2.404,72	3.156,87	1.278,62	1.833,32	314,65
GAZTELU	373,49	432,98	2.568,01	368,92	298,51	599,25	685,26	336,30	245,82	-64,72
ORENDAIN	560,91	453,42	489,10	1.173,81	1.218,55	738,53	593,24	2.033,76	1.027,85	1.821,92
ARAMA	2.033,08	1.422,58	2.539,63	2.323,81	568,80	149,27	603,16	98,63	3.348,77	219,19
ELDUAIN	186,63	1.003,24	1.134,38	1.846,27	1.013,90	150,21	221,98	329,39	77,68	44,02
MUTILOA	270,54	979,09	1.775,16	4.201,91	5.586,52	1.785,88	2.616,67	4.342,05	2.151,19	1.578,12
LEINTZ-GATZAGA	501,44	364,59	827,01	452,47	798,59	2.090,78	431,12	1.116,14	2.222,28	260,65
LARRAUL	124,92	192,90	597,40	4.013,99	221,27	223,42	485,91	1.427,78	265,51	136,00
ZERAIN	1.276,88	2.736,85	2.341,48	1.933,39	3.509,02	1.128,62	3.762,22	3.560,11	4.653,27	4.125,78
BELAUNTZA	251,81	76,82	381,16	503,83	407,88	151,45	625,42	1.705,84	806,36	388,37
ALBIZTUR	402,80	105,20	1.306,56	1.237,87	398,61	799,60	572,76	756,89	77,87	38,04
ABALTZISKETA	341,83	286,61	757,82	549,98	124,53	334,70	856,24	1.398,49	1.467,22	269,50
HERNIALDE	368,54	52,39	18,61	21,10	34,34	332,44	467,17	1.517,96	123,10	32,61
LEABURU	915,30	429,79	43,12	701,21	51,80	105,60	496,40	702,39	945,46	115,21
ALKIZA	310,31	42,32	770,71	849,70	472,33	429,01	575,77	653,12	188,29	458,40
ALTZO	1.113,65	405,49	477,75	479,44	927,25	191,99	837,08	970,15	640,95	244,26
ADUNA	940,19	1.125,74	1.660,04	405,78	352,89	-969,52	1.720,53	1.356,70	998,37	507,04
IKAZTEGIETA	243,97	-10,94	2.142,24	822,26	1.255,92	254,11	534,63	1.162,82	1.296,40	49,22
GABIRIA	92,98	1.288,08	244,71	413,57	-63,64	297,69	515,72	495,02	279,14	85,87
BIDEGOIAN	531,28	900,10	825,05	460,14	187,02	621,62	639,53	537,82	771,15	531,51
BERROBI	1.347,82	485,86	583,32	562,21	215,31	685,58	373,47	626,59	67,42	133,45
EZKIO-ITSASO	105,42	506,03	340,87	508,42	478,03	791,74	1.008,26	363,01	-190,97	268,70
ERREZIL	412,00	538,05	481,55	1.027,10	411,13	402,32	567,09	831,10	184,63	333,67
LIZARTZA	385,92	1.066,98	270,21	396,71	665,19	22,47	622,17	85,75	5,15	-71,87
ITSASONDO	718,19	447,36	973,11	135,61	603,47	345,12	1.061,96	891,26	267,73	657,55
AIZARNAZABAL	660,12	452,12	436,55	472,72	574,15	2.165,58	1.518,15	200,79	305,55	510,81
OLABERRIA	306,20	661,05	163,42	-476,17	-488,04	2.130,81	1.542,74	436,25	620,24	413,26
AMEZKETA	556,60	106,82	295,30	688,67	354,08	366,98	1.799,48	612,93	599,13	61,26
BERASTEGI	481,05	408,57	870,82	-597,08	1.234,37	481,65	613,19	473,84	987,15	208,57
ELGETA	627,61	3.135,33	593,74	918,59	-312,90	1.051,42	768,64	533,25	605,63	513,88
ORMAIZTEGI	89,67	115,92	119,75	369,19	161,06	310,82	525,07	416,83	239,53	75,06
SEGURA	203,10	341,79	325,38	392,59	1.385,56	764,18	1.138,40	726,90	840,84	294,16
LEGORRETA	806,63	601,83	583,59	369,88	850,61	531,49	353,39	173,38	146,83	39,56
ASTEASU	2.678,72	-209,34	389,28	-586,99	-421,03	170,57	690,35	1.839,40	941,26	199,51
ZALDIBIA	182,18	-1.155,40	641,06	1.033,11	2.113,56	404,95	559,87	108,70	271,91	230,96
ZEGAMA	1.098,85	950,03	704,53	1.785,71	595,81	678,11	779,77	1.338,08	705,48	62,76
IRURA	1.047,45	679,62	408,22	233,77	193,45	129,88	308,14	294,33	352,95	29,67
ATAUN	712,34	443,89	1.113,27	795,15	992,63	672,24	1.737,51	2.403,17	757,85	162,45
ALEGIA	173,21	34,63	178,16	-33,44	544,68	62,02	346,25	269,58	61,84	15,66
ANOETA	388,17	1.680,95	315,70	196,68	88,28	87,23	309,90	187,50	-50,21	-120,27
MENDARO	1.230,74	740,96	1.128,73	256,67	128,31	72,13	646,97	163,93	133,42	369,93
AIA	485,26	370,13	655,96	781,55	397,29	963,01	604,63	384,62	264,46	260,29
ANTZUOLA	286,56	272,50	241,58	140,58	25,40	711,78	1.216,40	635,71	170,97	69,42
IDIAZABAL	601,42	213,61	308,76	198,30	547,91	193,49	979,20	849,73	650,65	40,28
GETARIA	343,57	258,06	264,41	196,22	798,71	711,74	656,58	-81,00	399,89	22,72
ZIZURKIL	319,01	273,07	244,17	161,29	366,14	437,97	564,70	-41,35	-207,55	19,64
ZESTOA	2.216,52	173,88	296,23	324,09	785,27	462,45	424,35	290,06	164,21	101,47
SORALUZE	625,87	315,37	322,35	240,73	108,37	208,37	412,63	573,26	168,91	36,08
ESKORIATZA	753,59	262,35	258,92	425,16	550,68	228,32	498,58	155,31	333,98	104,02
IBARRA	259,39	171,54	-29,19	245,39	551,10	174,87	440,34	147,06	284,04	717,78
MUTRIKU	731,84	427,35	295,66	263,37	307,53	196,86	558,39	130,96	40,39	23,00
ASTIGARRAGA	252,38	168,59	87,16	334,11	445,44	66,80	180,81	114,25	-156,44	174,92
DEBA	509,90	310,52	90,83	418,41	177,64	891,30	553,52	290,65	364,29	22,25
LAZKAO	361,83	97,37	278,72	756,47	762,21	616,53	516,33	337,46	704,30	269,77
ORIO	-2.037,65	823,78	-449,22	939,60	872,49	381,74	-227,93	119,17	684,60	560,00
VILLABONA	258,06	206,95	262,98	281,98	283,21	264,17	410,63	422,94	107,62	57,07
LEZO	161,08	160,67	484,71	282,09	107,34	458,73	-95,77	306,48	56,75	101,35
USURBIL	271,06	1.148,81	77,32	520,37	172,60	352,88	365,26	376,80	332,65	183,29
URNIETA	67,64	95,09	169,57	97,77	343,14	409,71	253,58	226,51	217,28	79,84
URRETXU	300,91	363,17	259,36	272,03	420,75	370,84	346,57	341,92	142,52	35,06
ARETXABALETA	297,35	288,83	164,95	258,03	341,31	636,88	618,79	801,80	1.030,20	624,14
LEGAZPI	243,37	194,79	171,78	262,21	318,55	200,88	693,28	288,82	188,40	-2,98
ZUMAIA	407,05	354,93	258,90	367,73	382,89	343,42	487,83	441,29	311,88	97,23
ORDIZIA	316,92	413,11	102,38	276,89	774,34	146,76	344,07	305,91	175,53	153,87
OIARTZUN	1.716,16	1.989,58	405,84	534,89	802,74	404,51	604,75	321,15	344,99	144,76
ZUMARRAGA	222,81	107,47	29,85	269,53	276,37	233,99	329,54	491,20	434,34	323,92
OÑATI	151,16	374,74	356,13	788,67	458,64	238,28	634,24	555,09	209,50	201,10
AZKOITIA	541,94	432,03	208,30	511,81	245,19	499,56	1.070,72	71,38	222,91	93,34
ELGOIBAR	123,34	293,68	312,03	266,13	166,09	195,87	708,35	470,57	243,86	53,40
BEASAIN	230,82	168,97	567,82	552,24	287,23	252,94	678,39	310,87	204,57	221,56
AZPEITIA	432,59	235,32	458,07	337,85	547,96	668,82	497,24	418,34	414,94	158,49
ANDOAIN	418,48	187,17	246,59	138,18	369,91	56,08	401,75	294,26	123,54	73,33
BERGARA	244,14	-9,51	332,66	475,75	-12,87	386,45	438,94	284,51	169,55	85,81
PASAIA	145,95	271,07	324,12	296,86	279,39	356,00	406,78	250,36	125,17	206,51
HONDARRIBIA	289,84	305,21	195,46	520,89	73,01	175,75	561,29	633,35	604,95	545,61
LASARTE-ORIA	218,36	252,02	208,85	475,65	376,25	316,92	112,68	206,49	259,38	83,31
TOLOSA	266,56	323,37	891,10	863,28	515,47	34,60	549,41	377,84	428,95	202,66
HERNANI	240,38	135,83	117,72	417,85	161,40	194,93	562,87	288,57	87,77	35,08
ARRASATE	291,57	259,56	358,11	513,05	36,32	486,17	604,56	345,66	245,29	169,45
ZARAUTZ	86,34	180,32	321,22	381,69	276,78	292,21	580,64	308,96	118,90	50,98
EIBAR	436,88	198,86	230,05	328,97	569,64	216,34	454,36	325,47	424,66	164,53
ERRENTERIA	182,06	221,29	292,52	267,33	271,72	187,41	269,42	211,10	93,95	70,85
IRUN	282,80	244,92	220,05	376,30	323,07	255,14	497,49	185,87	250,04	89,44
DONOSTIA	284,42	172,92	198,79	185,28	189,69	281,10	359,85	110,70	244,94	112,49
GIPUZKOA	**314,03**	**269,28**	**272,34**	**348,41**	**309,34**	**302,50**	**462,68**	**277,65**	**269,39**	**142,22**
0-1000	513,06	533,92	645,72	714,07	575,01	680,40	1.040,56	858,91	763,52	402,09
1.000-5.000	636,29	338,52	327,69	300,32	510,07	393,05	624,98	459,14	318,97	164,37
5.000-10.000	340,87	569,35	205,85	409,61	451,00	372,39	399,89	333,71	303,36	161,49
10.000-20.000	268,36	231,91	335,80	461,57	287,20	270,43	517,42	351,92	270,62	174,23
20.000-100.000	261,65	225,66	269,37	363,05	307,91	268,18	463,85	250,48	224,39	102,33
>100.000	284,42	172,92	198,79	185,28	189,69	281,10	359,85	110,70	244,94	112,49
GUZTIRA	**314,03**	**269,28**	**272,34**	**348,41**	**309,34**	**302,50**	**462,68**	**277,65**	**269,39**	**142,22**

INBERTSIO MAILA, LOTUTAKO FINANTZAKETA GABEA
NIVEL DE INVERSION SIN FINANCIACION AFECTADA

	2003	2004	2005	2006	2007	2008	2009	2010	2011	2012
GAINTZA	-2,26	37,76	-26,70	50,35	8,96	24,55	4,98	14,58	-7,11	-25,41
OREXA	56,85	11,76	5,86	4,69	4,42	18,37	2,25	20,96	12,59	0,00
BALIARRAIN	49,93	41,35	-31,16	-14,04	65,86	4,96	29,79	-246,19	47,72	22,37
ALTZAGA	14,30	-18,90	18,98	43,19	32,24	20,11	18,69	19,31	-19,12	27,04
BEIZAMA	-10,65	50,29	6,11	21,93	-82,88	45,41	16,81	12,45	4,46	10,71
GAZTELU	5,20	17,77	17,72	24,51	-39,81	30,20	1,95	-12,11	14,39	-18,61
ORENDAIN	31,67	29,14	21,78	25,61	-11,30	-1,57	-0,95	22,89	25,73	-22,61
ARAMA	40,09	39,27	22,79	34,60	1,32	-1,81	9,22	-34,89	51,54	-1,35
ELDUAIN	5,23	39,78	13,65	30,64	38,19	5,18	0,55	10,86	4,01	3,60
MUTILOA	-18,04	25,83	42,31	26,11	27,89	-19,88	18,68	62,79	19,30	23,47
LEINTZ-GATZAGA	24,19	13,63	8,36	17,22	19,98	37,74	10,50	17,61	-0,15	7,08
LARRAUL	4,98	-3,48	17,35	35,27	-23,75	7,63	2,08	7,55	11,57	-0,02
ZERAIN	20,04	46,77	19,23	-12,58	6,69	-6,18	-1,79	4,00	-6,40	12,77
BELAUNTZA	-4,91	5,50	13,74	15,73	14,29	10,73	11,05	13,21	2,56	3,17
ALBIZTUR	39,61	11,52	55,85	54,60	27,75	39,99	-23,89	23,34	5,25	3,13
ABALTZISKETA	28,72	26,04	23,45	25,71	9,94	24,13	32,06	24,74	4,62	-14,09
HERNIALDE	31,11	-4,95	2,82	2,96	3,89	26,94	17,19	21,95	11,51	4,17
LEABURU	37,74	12,48	-16,63	39,88	2,66	10,18	13,28	22,93	1,39	0,55
ALKIZA	7,30	-10,12	17,36	-7,06	33,32	32,07	-5,64	32,46	3,32	3,91
ALTZO	36,12	22,76	25,25	29,40	25,80	12,18	6,58	8,71	10,32	15,34
ADUNA	32,90	45,98	43,14	7,04	15,11	-21,00	40,18	28,74	30,02	18,02
IKAZTEGIETA	5,33	-41,32	30,59	-7,57	30,74	12,02	9,82	46,52	-9,04	-1,86
GABIRIA	10,66	43,18	7,94	-4,09	-6,71	22,90	19,38	7,81	16,95	4,58
BIDEGOIAN	2,03	41,73	17,51	9,33	7,52	31,26	8,04	4,86	0,59	5,07
BERROBI	13,34	18,97	23,39	18,45	15,17	26,84	-19,08	16,00	5,97	0,72
EZKIO-ITSASO	8,12	10,54	12,13	6,59	18,59	27,74	19,85	7,94	-41,93	10,31
ERREZIL	5,08	22,65	29,70	16,33	11,12	17,26	8,64	27,47	9,83	10,33
LIZARTZA	14,52	35,57	-4,98	15,86	29,61	2,47	22,48	-13,73	0,52	-7,11
ITSASONDO	17,46	-31,02	49,01	9,74	37,61	10,01	-4,21	35,34	4,50	25,07
AIZARNAZABAL	36,09	31,64	27,22	29,83	20,03	57,82	24,03	2,68	16,03	19,94
OLABERRIA	13,99	21,62	4,19	-25,84	-21,08	53,50	41,11	12,84	15,43	13,11
AMEZKETA	50,42	16,93	31,69	47,41	22,52	16,42	28,37	14,28	16,47	2,40
BERASTEGI	34,64	37,88	36,26	-109,37	57,72	30,24	19,02	14,88	48,24	9,54
ELGETA	21,88	-3,20	10,36	16,30	-16,25	15,89	0,66	3,63	18,17	1,02
ORMAIZTEGI	3,99	3,24	3,66	26,01	8,65	12,97	9,52	11,46	10,19	5,78
SEGURA	11,04	18,85	5,48	2,31	6,25	29,98	21,80	32,02	4,90	7,07
LEGORRETA	25,34	27,14	20,71	-0,41	10,40	34,02	9,66	5,15	7,67	0,78
ASTEASU	50,81	-54,47	24,13	-31,82	-31,70	6,50	21,35	27,83	29,80	13,25
ZALDIBIA	15,59	-101,00	-12,45	2,42	46,06	-1,70	22,81	-0,59	20,48	14,86
ZEGAMA	58,61	20,20	-12,17	38,10	16,14	-0,86	-24,86	31,41	26,65	-5,59
IRURA	10,51	11,89	14,69	11,75	10,86	8,22	5,28	12,08	9,83	-1,58
ATAUN	21,47	9,64	31,40	7,76	9,14	-48,03	46,44	15,68	17,38	9,44
ALEGIA	21,28	3,72	16,67	-3,71	40,84	3,02	10,09	13,66	5,81	1,84
ANOETA	36,89	68,26	-5,86	16,02	1,48	7,24	7,53	7,52	-7,12	-13,84
MENDARO	25,16	16,67	18,05	21,08	9,37	4,27	24,39	5,15	9,16	15,16
AIA	22,56	2,34	27,06	28,97	12,24	34,26	14,11	13,70	15,78	12,13
ANTZUOLA	19,21	12,09	11,17	-17,20	-29,55	29,80	32,95	26,47	7,88	3,16
IDIAZABAL	19,84	4,99	17,58	7,42	18,21	11,55	36,38	32,60	34,33	3,12
GETARIA	21,20	19,07	10,51	8,25	15,26	16,47	8,00	-20,64	18,30	-2,69
ZIZURKIL	31,96	29,23	23,68	16,30	24,98	29,92	11,65	-13,37	-22,26	-1,04
ZESTOA	18,66	13,42	7,64	-2,46	22,65	18,30	11,64	11,20	9,90	7,36
SORALUZE	13,76	17,07	27,89	5,52	-3,07	12,41	-7,17	18,79	8,08	1,94
ESKORIATZA	50,11	17,98	14,07	10,38	29,38	11,46	18,05	-0,91	16,44	6,11
IBARRA	28,75	21,05	-8,10	10,66	32,42	5,64	16,71	-5,67	21,80	29,37
MUTRIKU	30,96	22,61	14,41	16,62	13,53	2,13	21,18	-2,83	1,92	1,82
ASTIGARRAGA	13,05	4,57	1,97	8,67	21,12	1,14	-3,52	-7,48	-13,00	6,82
DEBA	26,92	15,22	-0,80	10,41	-4,38	31,60	10,80	3,03	21,86	0,77
LAZKAO	25,79	10,64	26,40	49,00	37,90	32,76	19,05	-1,00	6,57	5,93
ORIO	-135,84	28,57	-24,65	29,06	27,32	11,20	-27,04	-1,34	1,56	20,03
VILLABONA	25,23	19,34	7,82	15,74	8,12	17,18	10,87	15,89	6,74	3,78
LEZO	7,19	12,00	14,63	7,91	1,09	19,18	-19,98	3,91	2,92	7,57
USURBIL	13,18	25,02	0,96	23,95	8,43	13,40	3,98	3,17	7,74	5,26
URNIETA	6,68	8,29	-13,17	8,14	23,70	26,21	1,04	6,75	16,07	4,04
URRETXU	16,51	14,95	17,71	21,40	25,82	24,27	8,82	8,15	10,10	1,14
ARETXABALETA	18,80	26,71	13,37	18,36	11,47	37,98	21,97	24,68	46,87	31,92
LEGAZPI	14,14	5,85	11,50	5,26	17,45	10,53	17,71	9,42	10,82	-1,93
ZUMAIA	22,69	2,23	16,39	26,17	16,04	23,97	16,94	13,35	20,14	7,03
ORDIZIA	10,61	13,49	6,32	17,14	26,53	5,16	4,09	6,54	7,01	7,54
OIARTZUN	5,68	16,19	13,43	27,84	27,51	15,76	16,77	3,21	10,10	7,46
ZUMARRAGA	17,35	7,28	3,43	20,42	11,07	11,17	0,50	18,51	13,60	18,38
OÑATI	10,47	23,99	19,40	34,19	19,49	11,23	16,88	12,40	0,93	11,53
AZKOITIA	27,97	31,99	3,79	17,53	2,09	21,49	36,50	-16,34	11,22	5,10
ELGOIBAR	4,48	21,41	23,87	12,94	8,53	0,22	17,56	11,50	8,33	2,53
BEASAIN	20,65	14,06	35,44	35,69	19,20	18,17	26,73	8,32	10,19	19,44
AZPEITIA	31,98	19,39	28,18	22,49	26,89	26,33	14,43	9,17	17,66	9,73
ANDOAIN	31,28	10,86	11,45	-9,26	15,55	-2,22	11,86	1,78	3,98	4,79
BERGARA	12,98	-4,81	19,00	22,65	-5,53	17,80	10,97	6,25	4,50	4,94
PASAIA	2,40	13,38	13,77	7,79	8,31	4,09	4,16	1,98	2,17	4,29
HONDARRIBIA	16,94	24,46	10,42	33,51	-0,77	11,08	4,72	26,10	19,86	28,40
LASARTE-ORIA	20,09	18,38	12,72	28,00	22,87	17,73	-6,55	-2,53	11,60	2,08
TOLOSA	17,76	15,60	40,22	32,33	18,24	-3,95	3,53	11,61	19,44	8,00
HERNANI	15,60	6,34	4,07	21,35	10,29	4,80	13,08	10,51	5,14	1,83
ARRASATE	24,11	5,02	15,41	20,92	-2,30	21,94	16,77	4,50	14,36	10,72
ZARAUTZ	9,21	17,57	21,42	24,46	19,58	17,00	21,63	12,05	8,07	3,73
EIBAR	33,05	10,86	13,38	7,92	26,83	8,93	14,85	10,29	14,76	11,51
ERRENTERIA	7,23	12,34	14,51	15,53	16,24	7,17	3,51	6,50	1,41	5,04
IRUN	26,73	19,91	18,23	29,52	21,29	18,73	17,69	2,14	17,83	5,33
DONOSTIA	15,57	7,54	11,95	9,72	8,50	13,13	8,35	-3,87	11,54	5,62
GIPUZKOA	**17,10**	**12,67**	**14,21**	**17,17**	**13,70**	**13,82**	**11,13**	**4,32**	**11,53**	**7,36**
0-1000	21,41	21,74	17,35	15,70	12,64	24,56	16,22	15,02	10,34	7,76
1.000-5.000	26,94	12,78	11,23	7,95	16,66	13,44	15,31	11,09	14,60	7,13
5.000-10.000	4,78	15,78	6,45	20,77	18,50	18,41	7,71	6,67	12,03	8,30
10.000-20.000	18,06	14,64	18,92	22,34	12,53	10,46	11,51	8,02	10,29	9,00
20.000-100.000	21,14	14,08	16,53	20,68	17,48	14,83	14,88	6,23	12,00	7,02
>100.000	15,57	7,54	11,95	9,73	8,50	13,13	8,35	-3,87	11,54	5,62
GUZTIRA	**17,10**	**12,67**	**14,21**	**17,17**	**13,70**	**13,82**	**11,13**	**4,32**	**11,53**	**7,36**

INBERTSIO MAILA, GUZTIRA
NIVEL DE INVERSION TOTAL

	2003	2004	2005	2006	2007	2008	2009	2010	2011	2012
GAINTZA	32,90	37,76	22,89	50,35	34,35	28,73	45,42	27,70	4,53	25,44
OREXA	56,85	35,05	41,47	4,69	4,42	18,37	35,03	26,04	13,66	0,00
BALIARRAIN	82,80	42,99	-26,52	46,53	77,61	8,50	47,04	29,78	85,75	25,67
ALTZAGA	24,19	-11,59	59,31	47,03	33,94	20,11	47,17	24,22	6,55	30,09
BEIZAMA	-10,65	50,29	6,11	56,71	-17,30	59,39	64,13	35,67	54,45	17,06
GAZTELU	25,14	25,56	66,60	18,99	20,32	32,20	19,59	8,27	14,39	-3,71
ORENDAIN	39,42	30,12	30,51	48,83	33,25	26,81	27,21	61,31	38,18	49,29
ARAMA	59,84	43,48	67,55	62,91	28,30	9,59	30,17	6,65	70,61	12,69
ELDUAIN	17,75	50,26	53,78	63,88	50,03	12,51	16,47	21,55	5,73	3,60
MUTILOA	18,19	40,86	55,59	69,04	79,64	56,75	66,10	74,47	59,76	53,76
LEINTZ-GATZAGA	34,06	24,50	36,07	21,00	36,96	61,12	19,72	45,47	62,91	15,16
LARRAUL	8,73	12,30	24,79	74,82	14,27	16,35	27,32	55,17	18,35	10,69
ZERAIN	60,38	74,81	67,70	60,11	71,33	39,65	71,43	72,23	77,04	60,42
BELAUNTZA	17,07	6,24	22,73	31,63	28,41	13,82	34,13	61,03	41,56	26,14
ALBIZTUR	39,61	11,52	55,85	54,60	27,75	43,83	32,93	40,31	5,59	3,13
ABALTZISKETA	30,33	27,25	46,87	40,78	11,39	25,52	46,13	56,65	59,90	19,41
HERNIALDE	32,72	7,39	2,82	2,96	4,40	28,61	34,19	60,19	11,86	4,17
LEABURU	53,26	29,13	2,40	40,17	4,94	10,65	35,12	43,25	46,31	9,79
ALKIZA	24,14	3,34	31,24	33,95	33,65	33,41	40,11	41,56	16,84	34,85
ALTZO	51,70	28,18	33,31	31,69	47,14	15,72	43,16	47,89	37,97	18,33
ADUNA	41,89	46,33	54,47	17,68	16,86	-20,48	51,71	46,55	38,26	22,79
IKAZTEGIETA	21,92	-0,70	67,31	37,79	53,60	17,39	31,37	52,36	50,04	4,33
GABIRIA	10,66	61,43	21,05	21,44	-6,04	22,90	31,22	29,47	21,74	8,75
BIDEGOIAN	30,83	49,48	45,37	23,50	8,38	32,98	35,02	31,13	38,17	31,93
BERROBI	65,04	39,78	43,73	19,32	18,83	41,23	23,67	34,89	7,04	11,74
EZKIO-ITSASO	9,70	26,60	21,28	16,44	25,52	30,88	33,13	18,72	-12,82	17,34
ERREZIL	33,21	41,47	35,54	52,98	29,70	27,07	34,08	43,06	14,64	24,30
LIZARTZA	33,69	58,99	17,99	30,97	42,80	2,47	40,11	6,26	0,52	-7,11
ITSASONDO	50,52	35,28	50,41	14,62	42,25	29,36	53,28	47,44	22,75	43,54
AIZARNAZABAL	41,07	32,29	33,93	31,50	22,51	65,98	56,02	12,57	19,15	27,96
OLABERRIA	19,46	31,93	6,64	-25,67	-18,09	53,50	46,64	20,72	21,36	17,72
AMEZKETA	50,93	16,93	33,07	52,07	33,71	33,23	70,42	45,62	40,40	6,46
BERASTEGI	52,11	44,94	62,14	-88,72	60,63	37,64	41,37	34,78	51,40	18,31
ELGETA	37,85	72,92	21,11	25,73	-10,86	38,52	34,49	26,41	31,48	28,67
ORMAIZTEGI	9,78	11,65	10,93	28,18	15,22	25,54	37,11	33,78	22,92	8,24
SEGURA	21,95	31,28	16,53	21,19	54,60	46,86	55,30	45,34	50,39	26,92
LEGORRETA	54,71	45,81	34,55	24,77	49,87	35,56	25,49	16,12	14,56	3,94
ASTEASU	62,25	-13,17	26,24	-25,70	-29,49	12,05	36,70	49,82	44,22	15,46
ZALDIBIA	21,29	-98,78	28,64	48,63	71,43	31,13	33,20	9,14	23,22	19,99
ZEGAMA	59,87	46,97	39,89	61,92	28,35	39,23	39,08	57,88	41,91	5,86
IRURA	52,79	40,26	25,47	17,09	15,29	9,57	22,25	21,22	22,16	2,69
ATAUN	53,43	45,64	62,87	53,06	59,67	46,37	66,87	76,03	50,89	19,22
ALEGIA	21,43	5,21	19,63	-3,71	40,84	4,13	25,88	22,45	5,81	1,84
ANOETA	36,89	68,85	26,31	18,85	8,11	7,49	22,08	16,36	-4,30	-11,23
MENDARO	61,86	48,16	48,26	24,00	12,06	7,00	40,09	15,03	12,22	28,73
AIA	36,97	33,74	46,37	47,06	31,78	46,42	39,10	29,20	22,81	23,73
ANTZUOLA	25,25	24,27	19,17	13,14	2,77	42,60	54,76	40,40	14,94	6,32
IDIAZABAL	42,52	21,29	26,38	14,81	36,48	15,07	45,62	43,86	35,58	3,19
GETARIA	29,47	23,48	22,34	16,57	41,78	37,09	33,15	-4,69	24,44	1,87
ZIZURKIL	31,96	29,23	23,68	16,30	24,98	29,92	31,10	-3,40	-16,79	1,90
ZESTOA	72,61	16,04	9,80	20,06	44,83	29,46	27,17	20,85	11,84	8,71
SORALUZE	46,35	29,96	29,39	23,54	11,20	17,93	28,91	35,36	15,51	3,72
ESKORIATZA	51,45	22,92	18,35	18,17	32,14	17,71	29,63	10,40	20,41	7,83
IBARRA	33,63	22,33	-2,86	23,14	39,86	13,89	30,11	12,54	23,35	46,00
MUTRIKU	49,67	34,39	24,99	22,71	23,51	14,66	32,26	10,73	3,92	2,42
ASTIGARRAGA	18,49	13,67	5,37	20,19	26,53	4,47	11,02	7,44	-10,31	14,26
DEBA	32,20	21,88	5,69	23,62	11,08	42,62	26,46	15,22	21,86	1,70
LAZKAO	39,91	13,49	26,98	50,13	48,54	43,31	34,75	26,90	38,24	21,59
ORIO	-132,74	35,13	-16,72	36,02	36,14	19,27	-9,82	6,82	31,29	31,06
VILLABONA	25,44	19,83	23,69	24,19	22,90	20,03	28,26	29,65	9,63	5,38
LEZO	15,48	14,60	32,57	18,03	6,02	24,18	-5,59	17,05	3,96	8,46
USURBIL	23,77	51,96	5,06	28,76	8,68	20,15	17,18	18,09	14,93	11,35
URNIETA	7,01	8,56	15,70	9,26	24,95	27,56	18,91	16,44	16,64	7,12
URRETXU	30,70	32,04	25,36	24,42	33,21	27,92	21,99	20,92	11,83	3,29
ARETXABALETA	26,57	28,38	17,58	20,26	20,37	39,60	36,50	42,73	49,63	36,24
LEGAZPI	25,13	18,81	17,19	23,27	25,98	17,16	32,26	22,60	14,61	-0,27
ZUMAIA	36,76	31,87	23,55	29,06	28,77	24,22	29,34	26,04	21,30	7,49
ORDIZIA	24,25	28,10	8,17	19,38	38,47	10,39	17,67	18,66	11,69	11,12
OIARTZUN	59,43	70,69	15,53	28,90	38,96	20,67	30,80	18,59	19,30	9,98
ZUMARRAGA	21,51	10,84	2,62	21,20	18,87	16,30	22,14	31,79	28,50	23,81
OÑATI	12,18	26,00	20,62	38,97	27,43	12,24	30,98	27,46	12,52	12,50
AZKOITIA	38,99	34,02	14,43	25,27	15,47	26,89	46,05	5,00	14,83	7,10
ELGOIBAR	12,24	24,59	26,00	20,59	13,96	14,70	35,37	28,70	16,94	4,39
BEASAIN	23,36	17,55	42,06	41,13	25,69	22,74	41,84	21,73	17,48	20,39
AZPEITIA	35,36	21,42	34,04	25,03	32,74	38,68	31,06	25,58	26,54	13,26
ANDOAIN	31,97	15,99	19,25	9,93	21,63	3,87	21,94	17,32	8,04	4,93
BERGARA	19,27	-0,65	21,87	27,07	-0,77	20,76	21,82	15,80	9,58	5,76
PASAIA	14,23	23,35	25,09	21,04	19,99	22,43	24,10	17,46	8,97	14,82
HONDARRIBIA	31,63	33,40	16,08	41,00	6,53	14,11	36,44	38,25	36,55	37,68
LASARTE-ORIA	21,39	24,38	20,09	33,90	24,39	20,79	6,74	12,40	17,21	6,78
TOLOSA	22,91	23,26	44,15	41,27	28,36	2,09	27,14	20,84	23,58	13,27
HERNANI	20,57	12,07	8,93	25,98	10,86	12,90	28,73	17,29	5,74	2,53
ARRASATE	25,27	21,11	23,41	28,24	2,18	28,73	28,83	20,49	15,71	11,55
ZARAUTZ	9,27	18,39	25,06	27,75	20,15	18,01	31,14	20,11	9,06	4,21
EIBAR	33,99	17,86	19,51	23,48	33,25	14,22	27,39	20,67	27,44	13,34
ERRENTERIA	16,08	18,95	22,20	18,91	19,53	13,73	18,67	15,00	7,41	7,14
IRUN	27,36	23,56	21,27	31,34	25,33	19,79	31,98	14,17	19,91	8,89
DONOSTIA	21,50	13,00	15,20	12,59	11,58	15,59	17,40	6,00	14,05	7,63
GIPUZKOA	**25,54**	**21,69**	**20,23**	**23,49**	**19,94**	**18,98**	**25,06**	**16,80**	**17,34**	**10,77**
0-1000	38,75	36,15	34,77	34,08	29,69	34,19	45,15	40,47	37,49	24,18
1.000-5.000	46,26	29,34	23,40	22,23	32,83	27,00	36,49	29,18	22,96	14,07
5.000-10.000	24,44	37,18	13,72	26,31	27,56	23,76	22,14	20,61	19,31	12,32
10.000-20.000	23,74	19,86	24,33	29,63	19,12	17,43	28,34	21,31	17,44	12,74
20.000-100.000	23,76	20,54	22,09	26,24	21,45	18,64	28,00	17,24	16,60	9,10
>100.000	21,50	13,00	15,20	12,59	11,58	15,59	17,40	6,00	14,05	7,63
GUZTIRA	**25,54**	**21,69**	**20,23**	**23,49**	**19,94**	**18,98**	**25,06**	**16,80**	**17,34**	**10,77**

KAPITAL TRANSFERENTZIEKIKO MENPEKOTASUNA
DEPENDENCIA DE TRANSFERENCIAS DE CAPITAL

	2003	2004	2005	2006	2007	2008	2009	2010	2011	2012
GAINTZA	98,90	0,00	216,66	0,00	73,92	14,53	89,04	47,36	257,00	199,88
OREXA	0,00	66,44	85,86	0,00	0,00	0,00	93,57	19,51	7,86	0,00
BALIARRAIN	39,69	3,80	-17,47	130,17	15,15	41,63	36,68	926,58	44,35	12,83
ALTZAGA	40,85	-24,34	67,99	8,16	5,02	0,00	60,38	20,28	391,75	10,12
BEIZAMA	0,00	0,00	0,00	61,31	-379,15	23,54	73,79	65,09	91,82	37,26
GAZTELU	79,31	30,47	73,38	-29,04	295,90	6,20	90,04	246,43	0,00	-402,12
ORENDAIN	19,65	3,26	28,61	47,54	134,00	105,86	103,47	62,66	32,61	145,87
ARAMA	33,00	9,69	66,25	45,00	95,33	118,84	69,45	624,47	27,01	110,66
ELDUAIN	70,52	20,85	74,60	52,02	23,68	58,55	96,64	49,60	29,96	0,00
MUTILOA	199,13	36,77	23,89	62,17	64,98	135,03	71,74	15,68	67,70	56,33
LEINTZ-GATZAGA	28,96	44,02	76,80	17,98	45,95	38,25	46,77	61,28	100,23	53,34
LARRAUL	42,95	4,41	29,98	52,85	266,41	53,30	92,38	86,31	36,98	100,19
ZERAIN	66,80	37,47	69,31	119,00	90,62	115,54	102,50	94,47	108,31	78,85
BELAUNTZA	69,40	11,79	39,52	50,26	49,70	22,38	67,62	78,35	93,85	87,89
ALBIZTUR	0,00	0,00	0,00	0,00	0,00	8,76	172,53	41,57	6,17	0,00
ABALTZISKETA	5,28	4,44	49,96	36,93	12,66	5,46	30,49	56,33	92,29	172,58
HERNIALDE	4,89	167,03	0,00	0,00	11,58	5,86	49,74	63,54	2,94	0,00
LEABURU	15,13	57,14	790,60	0,72	46,22	4,49	62,18	46,99	96,99	94,33
ALKIZA	14,48	87,83	44,40	120,80	0,98	3,99	114,07	21,89	80,28	88,77
ALTZO	30,14	13,95	24,18	7,23	45,25	22,52	84,76	81,81	72,82	16,31
ADUNA	6,46	0,76	20,80	60,18	10,42	-2,55	22,30	38,26	21,53	20,90
IKAZTEGIETA	37,27	-844,69	54,54	120,03	42,64	30,87	68,70	11,14	118,06	142,87
GABIRIA	0,00	29,71	62,28	119,07	-10,96	0,00	37,90	73,48	22,05	47,70
BIDEGOIAN	64,40	15,66	61,38	60,30	10,25	5,20	77,05	84,38	98,46	84,12
BERROBI	0,11	0,31	46,50	4,51	19,43	34,90	180,60	54,14	15,20	93,85
EZKIO-ITSASO	16,21	58,70	43,01	59,88	27,15	10,18	40,08	57,62	-227,06	40,57
ERREZIL	84,68	45,37	16,43	68,39	62,54	36,24	74,66	36,21	32,87	57,48
LIZARTZA	56,88	11,56	107,63	48,77	30,81	0,00	43,95	319,23	0,00	0,00
ITSASONDO	62,99	187,91	2,78	33,41	10,97	65,90	107,91	25,50	80,21	42,43
AIZARNAZABAL	12,12	1,98	19,76	5,28	11,01	12,36	57,11	78,67	16,32	28,69
OLABERRIA	24,57	20,35	36,89	-0,68	-16,54	0,00	11,87	38,05	27,78	26,04
AMEZKETA	0,99	0,00	4,16	8,94	33,19	50,60	59,72	68,70	59,24	62,88
BERASTEGI	33,52	15,71	41,65	-23,28	4,80	19,65	54,03	57,22	6,13	47,93
ELGETA	24,38	14,16	50,90	36,64	-48,91	58,59	97,90	86,27	42,29	96,45
ORMAIZTEGI	59,11	7,45	66,51	7,68	43,20	49,20	74,35	66,08	55,55	29,85
SEGURA	49,42	14,83	66,81	88,63	88,56	35,93	60,57	28,82	90,28	73,75
LEGORRETA	51,23	40,73	40,04	101,67	79,15	4,34	62,12	68,06	47,29	80,27
ASTEASU	18,38	-313,59	8,04	-23,82	-7,49	46,03	41,82	44,13	32,60	14,27
ZALDIBIA	5,48	-2,24	143,47	95,01	35,51	105,47	31,30	106,50	11,78	25,67
ZEGAMA	0,00	55,51	130,51	38,46	43,07	102,18	163,60	45,73	36,42	195,37
IRURA	80,08	70,45	42,29	31,22	29,00	14,12	76,28	43,09	55,64	158,63
ATAUN	52,14	76,99	50,04	85,37	84,67	203,54	30,54	79,37	65,84	50,87
ALEGIA	0,69	28,44	15,06	0,00	0,00	26,76	61,01	39,19	0,00	0,00
ANOETA	0,00	0,78	122,28	15,00	81,72	3,31	65,90	54,03	-65,73	-23,22
MENDARO	57,70	32,94	62,58	12,15	22,30	39,07	39,16	65,75	25,07	47,22
AIA	38,98	93,04	41,36	36,44	61,25	26,20	63,18	52,21	29,22	46,23
ANTZUOLA	17,03	46,74	41,75	230,88	1.167,12	30,04	39,82	34,48	47,26	50,03
IDIAZABAL	6,21	14,54	33,34	49,88	50,09	23,37	20,26	25,68	3,52	2,23
GETARIA	28,06	18,78	52,93	50,21	63,48	55,58	71,78	-307,42	22,47	126,12
ZIZURKIL	0,00	0,00	0,00	0,00	0,00	0,00	62,54	-292,61	-32,59	154,66
ZESTOA	72,84	16,34	22,05	112,28	49,49	37,90	57,15	46,27	16,37	15,60
SORALUZE	70,31	43,03	5,09	76,52	127,44	30,79	124,81	46,85	47,87	47,89
ESKORIATZA	1,00	21,31	23,30	42,85	8,59	35,29	39,09	108,74	19,45	21,91
IBARRA	4,22	5,71	-182,90	53,92	18,65	59,37	44,50	145,19	6,64	36,15
MUTRIKU	37,33	34,26	42,33	26,82	42,42	85,50	34,34	126,39	50,93	24,77
ASTIGARRAGA	3,50	4,03	63,24	57,04	20,39	74,41	131,85	200,54	-26,11	49,28
DEBA	12,54	24,54	114,08	55,89	139,52	25,86	59,21	80,06	0,00	54,55
LAZKAO	32,86	4,78	2,16	2,25	21,93	24,36	45,17	103,73	82,82	72,51
ORIO	-2,32	18,67	-47,39	19,33	24,42	41,89	-175,38	119,67	95,00	35,52
VILLABONA	0,00	0,00	66,97	34,91	64,52	14,22	61,54	46,40	30,02	29,65
LEZO	4,91	14,34	55,07	56,10	81,89	20,68	-257,51	77,08	26,31	10,49
USURBIL	0,00	51,42	74,81	15,74	0,00	32,02	75,44	81,17	47,82	52,95
URNIETA	4,76	3,19	183,89	12,09	2,16	4,89	94,50	58,96	3,41	43,34
URRETXU	46,20	53,34	30,16	12,38	22,25	13,06	59,90	61,04	14,63	65,47
ARETXABALETA	1,14	0,17	23,93	9,41	43,69	4,09	39,80	42,23	5,56	11,93
LEGAZPI	43,70	68,90	33,07	77,38	31,45	37,19	45,11	58,34	24,14	-619,93
ZUMAIA	20,61	33,09	30,42	9,93	44,27	1,04	42,26	48,71	5,47	6,17
ORDIZIA	32,45	18,33	22,59	11,55	31,02	50,34	76,84	64,75	38,78	32,17
OIARTZUN	2,27	9,52	13,51	3,65	29,39	23,76	45,54	82,72	47,67	25,22
ZUMARRAGA	9,99	9,34	-30,84	3,68	41,31	31,45	97,73	41,79	52,29	22,83
OÑATI	14,02	7,72	5,89	12,26	28,96	8,25	45,52	54,83	92,54	7,79
AZKOITIA	26,58	5,95	73,73	30,59	86,52	20,08	20,72	426,92	24,31	28,20
ELGOIBAR	6,19	0,00	8,21	37,16	38,90	98,50	50,35	59,93	50,86	42,46
BEASAIN	0,77	19,71	15,73	13,24	25,26	20,11	36,11	61,73	41,73	4,68
AZPEITIA	4,09	0,87	17,22	10,14	17,88	31,92	53,56	64,14	33,44	26,63
ANDOAIN	2,16	28,98	40,50	193,23	28,11	157,30	45,93	89,70	50,52	2,89
BERGARA	24,09	-328,10	13,10	16,31	-616,74	14,27	49,73	60,44	53,04	14,29
PASAIA	78,94	40,99	44,72	60,18	58,93	81,38	81,83	88,49	74,83	71,03
HONDARRIBIA	16,42	9,19	35,20	18,26	111,72	21,51	87,04	31,76	45,67	24,63
LASARTE-ORIA	6,04	22,62	36,69	17,37	6,22	14,74	197,17	120,39	32,61	69,28
TOLOSA	21,58	26,36	8,89	21,66	35,70	289,39	87,01	44,29	17,58	39,69
HERNANI	12,03	37,95	54,41	17,80	5,17	62,81	54,49	39,19	10,53	27,72
ARRASATE	2,43	31,09	34,13	25,90	205,86	23,65	41,84	78,03	8,62	7,19
ZARAUTZ	0,57	4,22	14,53	11,86	2,81	5,62	30,55	40,09	10,96	11,42
EIBAR	2,66	34,12	31,40	66,24	19,31	37,21	45,78	50,24	46,19	13,75
ERRENTERIA	36,97	25,50	34,61	17,86	16,82	47,77	81,18	56,66	81,02	29,41
IRUN	1,68	12,13	14,25	5,80	15,97	5,37	44,68	84,94	10,47	40,08
DONOSTIA	26,71	40,53	20,16	21,39	25,26	14,79	51,25	162,06	16,73	23,13
GIPUZKOA	**21,06**	**25,83**	**29,45**	**26,61**	**31,04**	**26,93**	**55,39**	**73,95**	**33,15**	**30,85**
0-1000	31,09	29,09	49,52	53,77	57,44	28,15	64,09	62,87	72,41	67,91
1.000-5.000	37,51	34,64	51,97	64,08	49,23	50,22	57,78	61,61	36,18	48,26
5.000-10.000	18,31	22,48	52,85	20,97	32,61	22,40	65,09	67,53	37,51	32,46
10.000-20.000	15,69	19,00	22,20	24,45	34,50	39,98	59,33	62,36	40,95	29,33
20.000-100.000	7,59	20,39	25,14	21,19	18,49	20,43	46,83	63,85	27,72	22,83
>100.000	26,71	40,53	20,16	21,40	25,26	14,79	51,25	162,06	16,73	23,13
GUZTIRA	**21,06**	**25,83**	**29,45**	**26,61**	**31,04**	**26,93**	**55,39**	**73,95**	**33,15**	**30,85**

MAILEGUEKIKO MENPEKOTASUNA
DEPENDENCIA DE PRÉSTAMOS

	2003	2004	2005	2006	2007	2008	2009	2010	2011	2012
GAINTZA	0,00	0,00	0,00	0,00	0,00	24,43	19,84	0,00	0,00	9,22
OREXA	54,26	0,00	0,00	1.038,06	0,00	49,05	28,23	0,00	0,00	0,00
BALIARRAIN	0,00	0,00	0,00	0,00	0,00	111,85	0,00	0,00	7,93	0,00
ALTZAGA	0,00	0,00	0,00	0,00	0,00	42,62	20,59	1,83	0,00	0,00
BEIZAMA	0,00	0,00	0,00	0,00	0,00	0,00	9,65	38,26	18,79	0,00
GAZTELU	0,00	0,00	43,86	0,00	0,00	21,54	38,50	0,00	0,00	0,00
ORENDAIN	0,00	0,00	0,00	0,00	0,00	17,17	0,00	77,23	0,00	0,00
ARAMA	0,00	0,00	0,00	0,00	0,00	82,11	36,51	6,62	0,00	0,00
ELDUAIN	0,00	0,00	0,00	0,00	38,97	0,00	0,00	0,00	173,99	0,00
MUTILOA	0,00	0,00	0,00	0,00	0,00	0,00	0,00	36,22	8,73	0,00
LEINTZ-GATZAGA	0,00	0,00	0,00	0,00	0,00	5,08	44,24	0,00	0,00	0,00
LARRAUL	0,00	0,00	0,00	7,03	0,00	44,33	37,14	0,00	0,00	0,00
ZERAIN	0,00	55,76	17,57	0,00	0,00	0,00	5,50	0,00	0,00	0,00
BELAUNTZA	0,00	0,00	49,16	0,00	46,80	0,00	0,00	0,00	0,00	0,00
ALBIZTUR	0,00	0,00	0,00	0,00	0,00	0,00	40,61	0,00	0,00	0,00
ABALTZISKETA	0,00	0,00	0,00	0,00	0,00	29,07	21,23	0,00	0,00	80,17
HERNIALDE	0,00	0,00	0,00	0,00	0,00	29,49	37,97	0,00	0,00	0,00
LEABURU	28,69	0,00	0,00	0,00	0,00	89,85	36,00	0,00	0,00	0,00
ALKIZA	0,00	0,00	0,00	0,00	0,00	0,00	29,31	0,00	0,00	0,00
ALTZO	0,00	0,00	0,00	0,00	0,00	0,00	0,00	0,00	17,45	0,00
ADUNA	0,00	62,33	36,79	0,00	0,00	0,00	0,00	0,00	0,00	0,00
IKAZTEGIETA	0,00	0,00	0,00	0,00	44,74	99,43	43,05	66,37	0,00	0,00
GABIRIA	0,00	74,11	0,00	0,00	0,00	29,47	29,85	0,00	0,00	0,00
BIDEGOIAN	30,52	35,41	39,78	0,00	0,00	92,79	27,01	0,00	0,00	0,00
BERROBI	0,00	0,00	0,00	120,99	0,00	6,35	0,00	54,96	240,57	0,00
EZKIO-ITSASO	0,00	0,00	0,00	0,00	0,00	10,74	15,59	0,00	0,00	0,00
ERREZIL	0,00	61,23	75,26	33,46	0,00	20,75	27,54	66,22	21,41	55,86
LIZARTZA	0,00	23,39	181,11	0,00	0,00	369,07	53,99	176,42	0,00	0,00
ITSASONDO	0,00	0,00	0,00	0,00	0,00	24,01	13,76	0,50	67,60	0,00
AIZARNAZABAL	0,00	0,00	0,00	0,00	0,00	5,88	105,05	0,00	0,00	0,00
OLABERRIA	43,54	0,00	0,00	0,00	0,00	3,63	9,22	72,54	0,00	0,00
AMEZKETA	27,46	0,00	0,00	48,60	0,00	0,00	20,21	8,21	0,00	0,00
BERASTEGI	0,00	0,00	0,00	0,00	0,00	0,00	0,00	0,00	104,54	0,00
ELGETA	0,00	4,73	0,00	70,22	0,00	59,18	18,56	43,86	0,00	6,60
ORMAIZTEGI	0,00	0,00	0,00	64,08	0,00	23,75	25,91	0,00	0,00	0,00
SEGURA	21,94	43,95	0,00	0,00	0,00	47,52	0,00	66,19	0,00	41,77
LEGORRETA	0,00	34,17	0,00	0,00	11,93	13,96	37,75	0,00	0,00	0,00
ASTEASU	46,85	0,00	0,00	0,00	0,00	42,62	0,00	0,00	49,88	66,30
ZALDIBIA	0,00	0,00	0,00	0,00	0,00	17,89	23,48	0,00	0,00	14,68
ZEGAMA	0,00	0,00	0,00	0,00	0,00	10,50	16,80	0,00	18,25	0,00
IRURA	0,00	0,00	0,00	0,00	0,00	49,51	37,46	0,00	0,00	12,24
ATAUN	0,00	0,00	0,00	0,00	0,00	10,76	7,60	0,00	15,81	20,67
ALEGIA	0,00	0,00	0,00	-626,31	0,00	119,25	38,83	0,00	0,00	0,00
ANOETA	0,00	99,89	0,00	4,37	0,00	0,00	43,22	0,00	0,00	0,00
MENDARO	0,00	25,51	0,00	0,00	0,00	97,95	19,48	0,00	0,00	0,00
AIA	0,00	0,00	0,00	0,00	0,00	7,68	21,70	0,00	0,00	0,00
ANTZUOLA	0,00	41,45	41,22	0,00	0,00	10,32	114,82	0,00	0,00	0,00
IDIAZABAL	0,00	0,00	0,00	0,00	0,00	38,61	13,82	0,00	60,67	0,00
GETARIA	0,00	63,74	22,28	0,00	76,73	34,95	14,78	0,00	0,00	307,33
ZIZURKIL	97,83	0,00	34,51	25,13	58,42	59,81	66,80	-113,66	0,00	0,00
ZESTOA	0,00	41,68	0,00	0,00	0,00	40,10	45,97	24,71	0,00	0,00
SORALUZE	4,51	7,70	28,01	0,00	0,00	37,27	70,82	0,00	0,00	111,38
ESKORIATZA	22,48	0,00	68,48	102,51	0,00	32,34	27,22	0,00	0,00	0,00
IBARRA	37,01	0,00	0,00	0,00	12,74	43,72	0,00	0,00	152,39	0,00
MUTRIKU	36,86	35,99	91,53	0,00	50,30	129,02	54,91	0,00	0,00	255,70
ASTIGARRAGA	65,30	18,84	0,00	0,00	26,60	0,00	0,00	32,59	0,00	0,00
DEBA	0,00	0,00	0,00	179,93	0,00	8,49	25,01	1,46	18,91	82,30
LAZKAO	0,00	0,00	0,00	0,00	16,39	44,82	26,19	0,00	0,00	0,00
ORIO	-8,22	0,00	0,00	0,00	0,00	18,84	0,00	109,41	0,00	0,00
VILLABONA	0,00	27,71	19,85	36,19	0,00	0,00	46,32	8,12	20,44	118,87
LEZO	0,00	0,00	52,35	0,00	187,39	0,00	0,00	0,00	0,00	0,00
USURBIL	0,00	28,10	0,88	2,12	0,00	21,44	37,90	52,96	0,00	0,00
URNIETA	0,00	0,00	0,00	0,00	57,19	0,00	0,00	0,00	0,00	0,00
URRETXU	0,00	0,00	0,00	0,00	0,00	79,81	101,52	0,00	0,00	95,54
ARETXABALETA	0,00	0,00	0,00	0,00	0,00	11,63	40,18	46,65	72,23	5,35
LEGAZPI	0,00	0,00	0,00	0,00	0,00	0,00	28,32	47,77	0,00	0,00
ZUMAIA	0,00	0,00	0,00	0,00	0,00	0,00	0,00	0,00	0,00	34,14
ORDIZIA	24,62	12,56	324,67	23,58	1,56	36,31	3,44	1,09	3,16	0,00
OIARTZUN	0,00	6,21	0,00	0,00	19,86	42,17	27,97	25,04	27,71	53,79
ZUMARRAGA	0,00	0,00	0,00	0,00	0,00	32,81	42,00	0,00	0,00	50,27
OÑATI	0,00	32,33	0,00	15,34	26,35	0,00	10,85	12,74	94,75	0,00
AZKOITIA	0,00	0,00	44,30	0,00	0,00	40,52	78,78	0,00	0,00	35,80
ELGOIBAR	0,00	0,00	0,00	0,00	0,00	37,99	19,10	4,20	0,95	0,00
BEASAIN	0,00	0,00	39,00	60,68	0,00	28,24	19,43	2,60	0,00	0,00
AZPEITIA	45,11	0,00	0,00	31,87	0,00	57,72	27,34	0,00	0,00	0,00
ANDOAIN	0,00	0,00	27,19	0,00	0,00	132,56	85,75	24,11	0,00	0,00
BERGARA	33,69	-986,43	26,26	19,10	-712,67	22,81	52,70	0,00	0,00	0,00
PASAIA	0,00	0,00	39,43	31,26	7,70	13,50	35,52	0,00	0,00	28,96
HONDARRIBIA	0,00	0,00	0,00	0,00	0,00	0,00	0,00	0,00	0,00	0,00
LASARTE-ORIA	0,00	0,00	0,00	0,00	63,83	0,00	121,92	0,00	0,00	0,00
TOLOSA	0,00	0,01	10,52	46,30	44,37	0,00	19,17	0,00	0,00	0,00
HERNANI	0,00	0,00	0,00	0,00	0,00	0,00	26,28	0,00	0,00	48,49
ARRASATE	26,74	0,00	72,92	10,48	0,00	0,00	23,07	0,37	57,80	0,00
ZARAUTZ	737,16	0,00	0,00	0,00	0,00	73,81	41,05	53,66	44,84	15,23
EIBAR	17,04	0,00	0,00	0,00	5,12	4,88	22,64	0,00	34,30	25,03
ERRENTERIA	37,90	72,17	19,51	28,31	22,70	0,01	55,87	20,75	0,00	0,00
IRUN	0,00	112,02	0,00	38,05	56,09	66,48	58,29	25,92	27,90	0,00
DONOSTIA	16,29	13,61	31,61	0,12	0,00	88,07	58,41	47,35	18,36	50,39
GIPUZKOA	**18,82**	**21,76**	**20,39**	**16,32**	**16,01**	**42,35**	**40,90**	**15,57**	**18,39**	**18,37**
0-1000	7,84	23,00	15,05	13,92	5,87	13,44	23,52	19,64	5,42	3,80
1.000-5.000	16,34	29,78	15,68	17,83	11,13	30,40	31,69	6,13	32,48	11,17
5.000-10.000	5,26	8,04	28,19	15,36	13,51	23,27	31,13	20,21	21,13	14,25
10.000-20.000	8,03	6,36	15,78	20,03	21,26	26,52	35,78	3,24	4,33	9,95
20.000-100.000	45,91	58,06	17,63	20,53	26,87	33,66	43,66	19,56	32,51	7,41
>100.000	16,29	13,61	31,61	0,12	0,00	88,07	58,41	47,35	18,36	50,39
GUZTIRA	**18,82**	**21,76**	**20,39**	**16,32**	**16,01**	**42,35**	**40,90**	**15,57**	**18,39**	**18,37**

PRESIO FISKALA
PRESIÓN FISCAL

	2003	2004	2005	2006	2007	2008	2009	2010	2011	2012
GAINTZA	145,44	150,66	176,78	180,40	179,28	306,07	180,54	198,77	245,24	316,30
OREXA	127,11	178,86	148,95	156,34	209,26	209,30	227,38	237,22	252,59	293,14
BALIARRAIN	122,71	130,90	140,47	326,00	329,38	439,78	236,51	311,38	276,73	167,42
ALTZAGA	158,86	261,37	237,26	258,43	214,55	504,64	275,58	281,03	290,85	272,87
BEIZAMA	450,33	171,15	25,53	0,20	56,35	313,44	136,88	218,79	162,48	229,86
GAZTELU	106,92	131,07	125,17	78,61	92,49	230,44	99,95	118,24	84,48	124,76
ORENDAIN	196,10	196,40	225,37	305,84	403,62	393,72	353,20	333,25	384,40	479,35
ARAMA	484,22	341,66	740,92	456,44	493,54	645,04	588,36	557,07	701,84	630,64
ELDUAIN	198,76	309,77	322,23	268,42	261,10	324,42	334,60	243,22	324,12	381,83
MUTILOA	324,96	495,03	576,63	287,31	261,03	180,04	214,06	309,79	239,96	281,41
LEINTZ-GATZAGA	221,27	258,73	236,20	578,39	336,42	297,39	267,63	321,30	302,01	368,42
LARRAUL	195,03	916,84	706,39	333,11	355,15	299,27	360,38	336,44	317,30	358,83
ZERAIN	279,66	240,21	298,55	341,03	278,80	312,80	310,75	326,69	331,34	348,56
BELAUNTZA	428,65	327,18	322,42	565,70	426,15	367,76	384,94	413,32	358,06	386,31
ALBIZTUR	243,42	297,00	442,12	349,74	283,52	239,57	316,07	292,91	396,21	441,67
ABALTZISKETA	195,16	250,59	269,50	162,63	274,60	250,80	232,72	282,16	221,21	259,45
HERNIALDE	204,45	127,56	117,91	124,46	139,73	153,10	169,27	182,42	201,90	228,53
LEABURU	194,74	157,27	181,04	595,70	216,32	445,63	220,03	222,23	245,89	345,81
ALKIZA	291,61	153,27	413,45	226,35	244,09	254,58	234,72	255,54	260,62	249,78
ALTZO	459,63	409,37	529,74	542,10	417,30	719,57	406,43	485,70	457,62	538,84
ADUNA	899,82	887,17	961,42	1.229,81	977,54	1.083,73	1.167,45	937,56	911,62	933,05
IKAZTEGIETA	429,41	424,27	401,02	374,68	405,78	402,05	391,42	328,23	293,91	394,83
GABIRIA	205,78	413,42	236,71	462,69	482,59	205,92	220,87	306,63	224,16	260,04
BIDEGOIAN	404,11	249,08	262,41	322,95	349,32	356,38	270,09	303,84	319,12	364,08
BERROBI	228,43	339,48	216,83	240,41	232,05	300,82	195,66	209,34	173,22	303,92
EZKIO-ITSASO	549,74	580,61	629,85	623,03	962,00	687,77	656,95	568,39	665,65	774,13
ERREZIL	216,65	206,60	253,27	325,81	286,91	260,31	293,11	299,28	321,46	354,33
LIZARTZA	356,95	557,98	266,35	388,04	300,51	280,98	351,19	247,62	278,38	377,46
ITSASONDO	238,90	300,54	446,33	339,41	382,70	313,38	318,12	340,11	341,67	305,34
AIZARNAZABAL	740,04	722,11	788,22	689,88	981,17	733,48	698,72	823,78	819,83	942,23
OLABERRIA	980,59	850,51	1.071,10	1.146,86	1.294,24	1.369,77	1.102,82	1.001,70	1.501,29	1.793,61
AMEZKETA	189,94	206,35	203,95	210,10	313,66	254,84	358,75	328,59	339,53	419,43
BERASTEGI	245,24	203,16	259,33	251,26	398,80	462,51	252,78	342,24	242,01	394,65
ELGETA	566,34	486,13	737,94	565,19	494,18	520,39	547,91	734,93	753,05	666,46
ORMAIZTEGI	358,04	391,55	442,96	404,80	358,10	398,30	342,43	300,65	322,34	407,29
SEGURA	281,59	308,39	338,31	377,03	374,83	340,21	306,57	319,22	258,94	278,72
LEGORRETA	306,24	318,11	403,14	557,95	343,94	349,56	412,96	371,61	374,60	429,96
ASTEASU	453,37	415,11	596,01	765,98	823,96	597,08	774,78	605,11	628,01	724,14
ZALDIBIA	222,41	177,84	225,29	279,72	272,46	354,13	377,77	260,40	318,31	405,46
ZEGAMA	260,20	356,21	513,75	341,52	452,88	268,40	277,33	274,57	327,67	335,46
IRURA	708,25	611,03	745,47	455,09	527,00	565,37	722,29	525,70	464,46	426,58
ATAUN	245,82	269,60	289,42	324,42	349,45	286,64	319,40	276,75	222,22	232,87
ALEGIA	203,97	197,15	223,64	333,30	323,74	326,88	439,77	290,17	304,17	367,01
ANOETA	258,02	241,11	281,77	332,99	357,26	334,16	308,90	317,93	550,70	409,23
MENDARO	368,04	367,89	485,26	454,85	423,71	418,71	380,23	382,77	382,18	385,10
AIA	410,00	391,22	685,87	546,74	489,17	563,72	511,44	535,70	511,93	515,57
ANTZUOLA	369,63	377,39	348,30	366,50	281,92	280,18	302,22	356,56	384,78	434,12
IDIAZABAL	439,45	482,46	544,46	621,05	503,79	445,39	481,79	464,20	560,36	671,99
GETARIA	413,71	374,67	376,36	354,61	383,64	393,00	434,88	516,92	450,54	479,78
ZIZURKIL	265,73	317,95	321,68	236,92	276,91	275,29	387,28	317,99	320,87	331,32
ZESTOA	430,22	407,22	529,51	714,26	634,89	547,00	609,89	555,79	626,84	576,67
SORALUZE	262,06	240,56	222,58	268,02	279,80	275,96	290,17	294,98	320,54	342,22
ESKORIATZA	492,15	448,86	492,16	598,31	598,00	512,34	548,39	645,76	586,86	613,32
IBARRA	200,29	219,08	434,51	305,96	374,29	397,38	364,64	324,63	371,56	406,26
MUTRIKU	275,70	245,55	319,29	282,69	333,21	391,07	347,21	349,94	366,60	375,41
ASTIGARRAGA	592,31	526,66	709,98	574,43	572,27	656,17	560,00	712,79	710,15	578,07
DEBA	604,98	534,47	623,24	613,69	503,29	536,16	556,74	559,57	547,61	572,99
LAZKAO	352,18	389,18	401,60	516,01	450,10	549,40	522,45	507,50	492,92	548,10
ORIO	464,45	694,85	316,47	456,09	399,42	365,19	451,80	489,97	479,71	451,44
VILLABONA	284,31	300,68	330,73	359,61	390,80	400,55	350,88	375,63	373,47	417,42
LEZO	435,76	427,79	411,81	481,27	492,76	525,76	533,99	561,29	555,20	596,40
USURBIL	510,19	620,34	641,82	659,17	712,02	668,66	755,29	821,21	811,57	759,55
URNIETA	499,60	498,86	559,25	568,06	605,86	615,71	594,70	616,93	623,12	665,43
URRETXU	304,07	274,03	390,42	345,66	327,38	300,10	309,47	327,19	380,29	374,34
ARETXABALETA	429,58	377,79	427,74	476,36	844,35	489,39	445,25	493,26	485,91	494,33
LEGAZPI	277,11	329,51	308,56	343,45	349,38	376,29	386,81	395,38	439,79	416,03
ZUMAIA	450,46	515,20	526,13	544,55	536,48	533,15	524,25	564,52	586,88	570,21
ORDIZIA	442,07	485,67	460,03	482,47	506,96	527,02	536,84	444,16	458,94	449,94
OIARTZUN	479,45	599,69	619,66	689,91	735,11	689,21	683,62	691,04	717,72	788,17
ZUMARRAGA	395,16	400,53	450,25	510,79	432,89	360,94	395,54	423,48	474,27	481,06
OÑATI	559,67	600,77	653,85	690,92	663,67	754,45	621,13	599,95	656,91	626,52
AZKOITIA	389,09	395,19	506,64	561,63	596,75	567,30	484,66	495,72	504,71	509,78
ELGOIBAR	553,42	473,43	477,00	510,39	427,07	510,27	520,18	522,48	560,85	570,85
BEASAIN	423,46	455,30	412,71	384,01	381,39	405,87	404,46	394,00	391,92	398,56
AZPEITIA	534,87	481,13	526,50	561,68	708,76	622,81	644,62	625,14	650,52	564,56
ANDOAIN	384,40	389,77	354,01	371,67	448,46	518,40	583,78	525,70	532,94	539,61
BERGARA	493,17	494,80	535,22	559,59	619,88	692,96	706,24	709,38	715,75	724,43
PASAIA	331,24	348,48	366,77	382,22	431,04	429,47	410,12	513,71	436,77	460,69
HONDARRIBIA	582,33	633,23	617,10	632,23	712,21	713,36	715,22	761,67	714,75	721,84
LASARTE-ORIA	337,54	377,18	364,76	447,55	417,88	435,50	445,47	523,49	458,76	480,89
TOLOSA	477,37	522,50	547,83	569,01	542,66	649,15	521,85	534,17	589,49	539,62
HERNANI	460,93	461,42	483,70	503,67	531,47	623,30	605,01	645,43	673,54	727,76
ARRASATE	420,99	459,33	549,92	651,99	674,98	654,86	634,39	665,52	666,25	686,22
ZARAUTZ	370,31	375,23	429,94	436,69	470,19	529,57	551,91	569,42	674,09	619,35
EIBAR	415,82	448,68	401,32	429,65	482,11	422,15	464,57	512,96	511,54	535,83
ERRENTERIA	359,58	392,51	394,55	413,89	446,32	450,56	461,39	464,91	475,30	437,63
IRUN	428,94	463,06	476,87	532,65	547,23	560,93	562,03	585,67	585,32	565,45
DONOSTIA	504,18	508,50	483,56	532,24	575,17	605,75	618,97	637,45	663,46	697,41
GIPUZKOA	**441,45**	**457,74**	**467,62**	**503,69**	**531,56**	**544,86**	**546,75**	**563,89**	**578,78**	**586,99**
0-1000	324,30	365,57	390,19	452,49	472,19	465,10	424,07	416,63	458,58	533,34
1.000-5.000	337,99	322,00	404,70	392,51	423,92	402,87	428,87	415,51	430,74	452,36
5.000-10.000	445,87	489,08	493,36	533,25	524,81	511,35	508,65	526,23	537,80	541,90
10.000-20.000	452,89	464,19	481,49	510,83	532,53	564,41	547,35	567,24	570,38	570,43
20.000-100.000	402,44	433,01	449,78	492,66	520,58	521,79	531,73	554,78	570,56	554,09
>100.000	504,18	508,50	483,56	532,24	575,17	605,75	618,97	637,45	663,46	697,41
GUZTIRA	**441,45**	**457,74**	**467,62**	**503,69**	**531,56**	**544,86**	**546,75**	**563,89**	**578,78**	**586,99**

ORDENANTZAK
ORDENANZAS

	2005	2006	2007	2008	2009	2010	2011	2012	2013	2014
GAINTZA	26,86	36,11	36,58	37,17	37,44	39,91	45,45	52,90	53,56	53,90
OREXA	28,56	28,56	28,57	29,80	29,80	27,81	27,81	27,95	27,27	30,64
BALIARRAIN	39,66	41,86	38,10	43,97	44,75	42,58	43,16	43,70	40,61	40,73
ALTZAGA	36,66	37,25	37,72	45,16	45,92	43,42	43,42	43,42	43,06	43,18
BEIZAMA	18,60	18,60	24,61	26,06	26,33	24,48	31,70	32,19	31,87	32,47
GAZTELU	24,66	24,66	24,66	24,66	24,66	22,71	22,71	22,71	22,08	22,11
ORENDAIN	38,89	45,65	45,94	46,26	47,31	45,14	45,60	45,60	42,16	42,41
ARAMA	36,68	36,93	40,77	41,73	41,73	41,08	41,08	41,26	40,39	40,47
ELDUAIN	30,34	32,24	32,24	32,24	32,24	30,23	30,23	138,52	40,80	40,87
MUTILOA	42,83	42,83	42,83	43,73	44,00	41,20	44,91	45,33	42,64	44,05
LEINTZ-GATZAGA	53,70	56,14	55,56	55,95	56,87	53,46	54,22	55,32	53,54	53,73
LARRAUL	60,40	66,56	62,00	63,76	64,36	61,55	61,77	62,01	58,24	58,50
ZERAIN	44,56	46,00	47,50	47,84	50,48	47,05	50,79	51,60	48,24	49,22
BELAUNTZA	42,51	45,83	46,15	46,47	46,92	44,48	44,59	44,87	41,96	42,07
ALBIZTUR	29,47	29,47	29,48	29,48	38,67	42,28	42,28	42,76	39,98	43,23
ABALTZISKETA	37,90	38,69	39,67	40,61	41,73	39,26	39,43	40,17	32,71	32,92
HERNIALDE	37,38	37,38	36,95	48,83	49,50	48,36	48,36	48,45	45,78	45,90
LEABURU	44,63	35,02	35,02	36,96	37,47	34,32	34,46	34,46	32,83	34,43
ALKIZA	45,44	46,77	51,18	52,67	54,82	52,15	53,25	53,43	50,54	50,70
ALTZO	41,98	43,58	43,21	45,14	47,06	44,58	44,82	45,89	57,93	53,77
ADUNA	50,02	50,77	51,05	51,05	51,73	48,68	48,82	51,86	51,26	51,70
IKAZTEGIETA	38,64	38,45	40,69	46,93	47,34	45,09	45,33	48,39	47,07	47,93
GABIRIA	36,57	36,85	37,15	37,53	39,43	37,69	38,37	38,37	37,16	37,28
BIDEGOIAN	40,78	41,06	41,29	41,65	49,82	47,09	53,29	53,49	50,20	49,64
BERROBI	37,28	37,57	39,31	39,61	39,61	36,94	39,44	39,44	37,22	39,93
EZKIO-ITSASO	50,84	52,06	53,50	54,59	55,92	53,46	53,82	54,99	52,60	52,75
ERREZIL	48,19	48,65	49,13	49,36	49,88	48,23	48,39	48,62	53,56	55,38
LIZARTZA	43,46	43,77	44,16	44,41	44,63	41,60	41,60	42,55	40,91	41,87
ITSASONDO	50,71	51,84	58,48	58,77	59,97	56,74	57,19	57,97	56,29	56,53
AIZARNAZABAL	59,49	57,71	60,68	65,24	68,85	66,47	57,26	58,17	54,72	57,10
OLABERRIA	43,85	43,85	43,86	43,86	45,36	44,24	45,01	45,51	43,22	43,33
AMEZKETA	38,62	38,69	38,69	39,67	41,36	39,65	40,78	41,99	41,32	41,70
BERASTEGI	30,16	32,64	32,64	32,64	40,12	37,86	37,86	42,15	41,94	42,42
ELGETA	57,31	59,34	60,39	61,18	62,39	59,55	61,02	61,90	62,41	62,26
ORMAIZTEGI	55,65	59,13	59,78	60,16	63,37	59,90	60,96	62,28	61,56	62,61
SEGURA	52,21	54,92	56,46	57,39	59,00	55,55	55,84	54,78	52,78	53,35
LEGORRETA	50,81	51,14	53,59	55,61	56,16	52,87	52,77	53,02	49,92	50,17
ASTEASU	60,14	69,97	71,62	72,04	72,74	69,01	69,01	69,31	64,72	65,29
ZALDIBIA	44,15	46,15	47,97	48,61	50,93	47,83	57,74	57,99	56,61	57,08
ZEGAMA	56,29	57,88	59,59	59,97	60,84	57,23	57,23	58,54	56,53	56,99
IRURA	44,71	49,14	50,01	49,56	57,60	54,45	54,45	57,45	57,31	57,46
ATAUN	41,16	41,49	41,88	42,14	42,71	39,34	45,34	46,01	44,56	44,82
ALEGIA	47,69	50,23	50,62	53,51	55,74	52,56	53,82	57,87	56,97	58,54
ANOETA	51,15	57,43	59,93	59,93	61,75	58,49	57,10	60,78	59,88	60,02
MENDARO	52,38	58,26	58,70	60,23	60,77	57,42	57,62	57,90	55,96	56,26
AIA	58,43	63,25	57,67	57,97	57,97	54,81	55,89	56,76	53,78	54,30
ANTZUOLA	54,24	57,32	57,69	58,53	61,02	59,22	61,26	63,28	62,34	62,89
IDIAZABAL	54,83	55,54	56,32	56,69	58,19	54,81	54,81	56,89	53,98	54,80
GETARIA	47,02	51,63	52,08	52,58	53,32	54,18	54,18	55,85	55,34	54,11
ZIZURKIL	48,93	49,24	49,61	50,87	52,34	50,72	55,16	56,28	54,59	55,80
ZESTOA	60,14	60,83	61,25	61,95	63,26	60,37	60,54	60,81	58,72	58,87
SORALUZE	57,78	59,61	61,36	63,37	66,38	63,30	64,37	66,33	65,24	66,60
ESKORIATZA	55,11	57,19	58,24	59,62	61,33	57,68	58,59	59,83	58,82	61,84
IBARRA	51,69	53,28	55,71	59,19	65,62	62,40	63,07	65,61	59,93	60,76
MUTRIKU	59,33	59,74	60,16	60,52	61,74	59,97	61,13	63,63	62,83	62,22
ASTIGARRAGA	53,34	54,95	56,77	57,88	58,59	55,19	55,82	56,91	55,29	55,92
DEBA	60,87	62,21	63,34	64,45	66,84	63,39	64,36	65,71	64,22	65,21
LAZKAO	51,25	52,39	52,77	53,64	55,55	52,04	52,06	54,28	54,39	54,67
ORIO	48,21	52,67	54,46	56,03	57,92	55,07	55,74	57,30	55,65	56,63
VILLABONA	64,89	66,10	67,50	69,90	71,61	68,26	69,39	70,05	68,02	67,78
LEZO	82,36	82,36	82,37	82,86	83,40	79,52	80,29	82,48	84,58	85,28
USURBIL	57,14	57,74	59,10	65,74	63,34	60,18	60,83	61,86	60,27	61,03
URNIETA	54,35	54,68	55,14	55,14	58,00	54,52	55,49	57,49	55,29	55,49
URRETXU	51,51	52,65	54,25	55,25	57,30	56,98	59,85	60,99	61,40	61,17
ARETXABALETA	54,80	56,37	57,62	58,99	61,94	60,08	60,82	61,57	60,39	61,16
LEGAZPI	56,77	58,36	59,87	61,92	64,18	60,48	61,22	63,99	63,32	66,50
ZUMAIA	59,96	61,55	62,78	63,77	65,63	61,92	62,67	62,24	62,98	64,03
ORDIZIA	60,13	61,81	64,51	65,65	67,69	64,14	64,14	65,45	63,51	64,42
OIARTZUN	58,17	60,46	62,00	63,15	65,47	61,61	62,69	64,02	62,29	63,15
ZUMARRAGA	53,78	54,58	55,71	57,12	60,41	57,34	59,62	60,83	59,01	59,74
OÑATI	60,81	61,16	62,40	63,25	65,11	62,36	62,71	63,75	60,76	62,18
AZKOITIA	59,03	60,53	61,82	61,42	63,56	59,89	60,98	64,30	61,68	64,33
ELGOIBAR	55,67	57,04	58,56	60,12	62,53	59,05	59,99	61,55	61,87	62,23
BEASAIN	58,65	60,06	61,94	62,31	63,03	59,45	59,45	59,45	57,42	58,16
AZPEITIA	64,38	65,91	67,68	68,24	70,67	66,92	67,67	68,92	67,35	69,75
ANDOAIN	54,30	55,65	57,17	60,02	62,82	58,97	61,07	61,07	57,81	58,78
BERGARA	57,38	58,78	59,03	60,34	62,67	59,28	60,02	61,06	60,60	61,00
PASAIA	63,61	64,87	66,28	66,28	67,17	63,61	64,66	65,61	68,31	69,43
HONDARRIBIA	66,77	68,11	69,63	71,01	73,07	69,16	69,16	70,52	64,78	65,43
LASARTE-ORIA	55,77	56,35	58,11	59,71	61,30	57,56	58,37	58,71	57,17	57,72
TOLOSA	68,17	69,61	71,46	72,74	74,92	70,49	71,22	72,18	71,48	71,80
HERNANI	58,49	59,79	61,49	62,18	63,78	60,04	61,14	62,15	61,04	62,40
ARRASATE	58,10	60,54	62,17	63,24	64,92	61,19	61,67	62,71	61,25	62,29
ZARAUTZ	59,08	60,95	61,38	64,02	65,71	62,14	63,25	63,88	63,51	64,36
EIBAR	70,49	71,34	72,45	72,92	74,58	70,79	70,80	72,52	69,95	72,08
ERRENTERIA	68,16	69,69	71,36	72,56	74,27	70,45	70,83	71,86	70,27	71,82
IRUN	63,34	68,81	67,75	69,51	71,40	67,57	67,57	68,53	66,15	66,36
DONOSTIA	61,51	57,54	47,81	64,45	69,54	65,94	66,61	68,34	65,33	66,13
GIPUZKOA	**50,71**	**52,30**	**53,14**	**54,67**	**56,48**	**53,72**	**54,67**	**57,06**	**54,50**	**55,21**
0-1000	40,63	41,61	42,40	44,10	45,50	43,50	44,35	48,56	44,12	44,70
1.000-5.000	51,86	54,60	55,14	56,08	58,34	55,43	56,76	58,26	56,54	57,15
5.000-10.000	58,49	59,96	60,84	62,33	63,95	60,89	61,77	63,20	62,30	62,98
10.000-20.000	59,75	60,96	62,41	63,44	65,46	61,86	62,77	63,85	62,25	63,30
20.000-100.000	63,83	66,27	67,02	68,45	70,18	66,43	66,82	67,90	66,23	67,38
>100.000	61,51	57,55	47,81	64,45	69,54	65,94	66,61	68,34	65,33	66,13
GUZTIRA	**50,71**	**52,30**	**53,14**	**54,67**	**56,48**	**53,72**	**54,67**	**57,06**	**54,50**	**55,21**

ZERGA AHALMENA
CAPACIDAD FISCAL

	2004	2005	2006	2007	2008	2009	2010	2011	2012	2013
GAINTZA	65,66	71,87	64,60	62,86	66,14	63,81	68,88	77,49	80,19	80,04
OREXA	69,86	71,67	70,19	62,33	61,30	58,15	62,21	76,76	74,64	75,87
BALIARRAIN	41,82	49,18	50,86	61,83	53,25	45,02	45,13	68,78	71,18	63,52
ALTZAGA	20,37	22,72	24,29	24,24	24,93	24,79	25,02	57,56	57,79	57,60
BEIZAMA	78,58	78,95	80,08	77,80	80,13	78,41	79,63	89,44	90,19	96,63
GAZTELU	43,74	48,65	50,64	43,85	47,18	47,99	46,94	61,00	64,26	62,69
ORENDAIN	59,10	61,30	60,94	59,56	58,33	55,54	55,64	64,94	68,83	60,98
ARAMA	135,41	151,14	152,96	145,66	152,23	141,77	135,57	185,91	185,43	187,77
ELDUAIN	104,91	109,57	109,56	107,99	100,92	99,60	105,55	119,80	120,58	124,07
MUTILOA	69,48	71,08	61,94	59,33	53,72	54,21	52,82	71,55	74,17	74,62
LEINTZ-GATZAGA	53,11	55,38	55,48	60,86	58,71	58,10	59,82	66,63	74,88	69,47
LARRAUL	59,74	61,40	67,48	55,06	53,05	49,59	49,74	64,99	64,88	61,13
ZERAIN	71,54	76,70	77,66	77,35	79,17	77,05	77,52	85,01	82,48	80,83
BELAUNTZA	110,78	116,34	105,12	113,79	98,67	119,87	119,38	130,30	133,20	140,00
ALBIZTUR	74,65	78,93	90,08	88,33	85,16	83,26	85,75	104,26	106,22	104,34
ABALTZISKETA	85,70	86,81	83,70	83,63	81,22	80,37	80,61	72,56	66,31	68,12
HERNIALDE	49,05	46,19	46,90	47,06	46,27	46,16	45,81	61,87	61,48	64,07
LEABURU	77,49	80,62	78,91	80,52	80,39	81,86	87,53	93,10	94,37	108,58
ALKIZA	63,00	63,19	60,30	61,49	58,50	56,10	58,40	70,75	67,98	66,18
ALTZO	107,63	122,17	137,63	144,46	116,53	148,24	142,81	173,54	179,28	180,62
ADUNA	235,70	226,83	225,09	225,71	232,48	213,14	200,51	229,25	233,29	265,01
IKAZTEGIETA	83,69	83,79	71,99	136,79	83,65	75,93	76,20	72,14	82,06	77,80
GABIRIA	93,15	95,99	94,70	94,73	92,25	85,70	86,15	89,52	91,93	96,77
BIDEGOIAN	76,75	77,95	79,08	77,18	76,93	73,44	70,95	72,86	71,47	84,22
BERROBI	71,94	74,40	70,91	72,15	72,74	71,42	75,47	83,52	85,15	87,72
EZKIO-ITSASO	122,73	125,68	131,33	127,68	127,57	125,32	121,92	124,30	126,16	138,84
ERREZIL	77,52	81,11	80,34	78,33	80,47	78,80	82,01	86,16	86,20	86,90
LIZARTZA	67,70	67,44	70,35	75,11	75,79	76,88	77,14	87,36	88,59	92,79
ITSASONDO	69,06	70,07	67,96	65,53	63,48	61,51	60,91	69,13	67,50	69,15
AIZARNAZABAL	90,33	86,99	90,45	90,08	92,95	89,96	84,32	97,46	89,39	84,89
OLABERRIA	165,74	167,87	168,82	169,20	164,05	168,41	179,58	192,88	194,68	234,52
AMEZKETA	77,49	79,20	79,49	82,14	82,00	81,98	81,60	91,56	91,04	91,40
BERASTEGI	78,96	80,17	80,39	82,11	80,01	79,55	80,49	89,24	89,52	98,68
ELGETA	74,92	79,09	79,27	78,08	80,37	79,03	86,71	103,80	107,01	112,59
ORMAIZTEGI	67,19	69,24	69,36	67,93	68,55	67,56	67,87	81,65	81,32	82,88
SEGURA	54,15	56,50	58,05	54,56	56,42	56,31	55,24	64,99	67,28	66,28
LEGORRETA	66,76	71,15	69,77	70,11	70,34	61,40	69,14	75,34	79,64	126,55
ASTEASU	82,85	84,35	85,70	83,21	86,19	88,10	88,12	100,74	99,49	120,33
ZALDIBIA	85,90	87,45	91,45	90,68	90,24	89,55	90,97	98,97	100,50	101,96
ZEGAMA	56,31	59,65	59,46	57,75	58,06	56,00	54,89	65,77	67,58	68,50
IRURA	87,94	90,02	87,78	79,51	81,61	80,35	74,56	96,26	91,53	94,38
ATAUN	51,72	52,94	52,33	54,59	53,31	52,67	54,28	63,15	65,11	65,89
ALEGIA	49,85	54,26	53,28	53,41	53,94	51,84	53,45	60,90	61,77	63,85
ANOETA	60,65	61,78	62,67	62,92	62,49	61,17	62,89	66,43	68,68	71,22
MENDARO	36,89	37,03	42,30	44,22	43,96	42,54	44,69	61,56	62,39	67,51
AIA	88,69	88,66	84,39	88,57	86,83	81,38	82,17	85,44	85,68	89,19
ANTZUOLA	60,52	59,63	62,53	62,67	62,26	60,98	62,24	72,34	74,66	80,41
IDIAZABAL	77,74	81,68	82,33	85,30	86,47	83,66	85,99	97,35	109,74	115,42
GETARIA	63,43	63,70	65,80	66,08	64,72	64,18	63,86	71,26	73,54	77,02
ZIZURKIL	65,11	66,55	58,89	67,37	67,53	67,22	68,50	74,94	72,45	77,13
ZESTOA	62,19	60,97	62,33	64,45	73,94	75,54	76,43	88,58	91,56	92,07
SORALUZE	41,37	42,15	43,05	44,94	46,62	46,09	46,18	54,57	55,55	57,31
ESKORIATZA	63,99	66,17	67,19	69,11	67,87	67,60	70,77	80,95	80,82	80,56
IBARRA	44,08	45,80	45,57	48,98	51,21	51,55	53,63	63,12	65,28	66,74
MUTRIKU	47,83	49,02	49,02	49,37	50,19	49,15	50,24	58,38	58,18	59,59
ASTIGARRAGA	89,98	91,16	91,33	89,98	92,40	92,15	93,35	105,52	102,69	102,94
DEBA	71,52	75,60	79,83	84,28	87,77	88,88	90,51	96,49	97,53	98,82
LAZKAO	65,90	68,33	69,66	71,37	72,74	72,13	71,99	82,70	82,15	82,33
ORIO	48,44	49,63	49,98	48,92	50,13	50,00	49,82	58,89	58,92	57,97
VILLABONA	50,60	51,40	51,72	52,13	52,84	51,29	51,85	58,76	59,14	61,81
LEZO	56,46	57,89	57,79	58,88	58,88	58,85	60,16	73,48	75,14	77,98
USURBIL	87,27	89,55	89,57	91,35	90,98	90,73	96,48	108,65	109,65	109,68
URNIETA	72,44	75,28	73,93	73,90	75,21	73,40	74,96	88,99	89,23	90,74
URRETXU	49,88	50,29	50,09	51,09	50,75	50,31	52,54	65,38	64,43	66,41
ARETXABALETA	58,28	59,57	59,26	59,58	59,91	59,79	60,05	70,39	71,63	74,04
LEGAZPI	55,75	57,47	58,63	59,02	60,12	60,22	63,31	71,40	74,10	77,32
ZUMAIA	56,96	57,57	58,60	60,81	61,37	60,68	62,01	70,41	71,34	72,66
ORDIZIA	51,15	52,97	54,27	53,85	52,47	51,80	53,74	60,98	61,43	61,67
OIARTZUN	99,12	101,84	101,04	104,62	106,55	113,81	108,10	113,70	117,41	119,17
ZUMARRAGA	46,55	48,00	48,48	51,82	52,68	52,49	53,64	62,43	63,30	63,46
OÑATI	67,30	70,23	71,11	73,23	73,73	72,79	74,96	83,75	83,92	84,21
AZKOITIA	53,91	54,98	56,22	56,46	55,55	55,11	55,41	65,23	65,26	67,89
ELGOIBAR	63,35	66,08	66,82	67,44	67,27	65,85	66,67	75,11	75,43	76,33
BEASAIN	59,07	61,25	61,81	60,82	58,61	58,56	59,36	67,56	68,58	71,96
AZPEITIA	68,11	70,50	68,67	72,03	71,94	70,60	71,75	79,59	79,43	81,92
ANDOAIN	57,75	59,22	60,30	60,87	61,09	60,48	61,12	69,82	69,12	73,02
BERGARA	62,50	64,62	65,88	67,56	70,18	71,99	74,24	83,18	84,29	85,31
PASAIA	47,74	48,30	49,20	49,97	50,36	50,12	50,09	57,64	58,06	53,91
HONDARRIBIA	65,16	67,41	68,60	69,29	70,25	69,43	71,49	82,12	84,01	83,09
LASARTE-ORIA	53,11	55,36	56,22	57,25	57,75	56,85	60,72	67,01	68,38	68,55
TOLOSA	53,75	55,53	56,09	56,52	57,14	55,63	56,15	64,54	64,12	63,38
HERNANI	62,01	64,01	64,68	65,23	66,26	64,10	66,82	76,77	78,22	79,33
ARRASATE	63,22	66,79	68,58	69,63	71,58	71,33	75,43	84,69	85,15	83,33
ZARAUTZ	58,28	59,98	60,52	61,19	61,44	60,81	61,66	69,38	69,88	70,37
EIBAR	47,75	49,41	50,59	51,43	52,78	52,71	57,18	61,69	63,37	63,91
ERRENTERIA	43,29	45,47	46,08	46,21	48,14	47,31	48,74	56,48	57,28	56,98
IRUN	56,38	58,02	58,80	59,90	60,50	59,95	60,65	69,13	68,62	70,30
DONOSTIA	70,52	73,08	75,54	76,58	77,62	76,46	79,13	85,29	86,18	88,08
GIPUZKOA	**61,88**	**63,97**	**65,12**	**66,14**	**66,92**	**66,29**	**68,08**	**76,07**	**76,80**	**78,21**
0-1000	83,72	85,64	93,05	95,58	91,73	91,38	91,85	102,94	103,61	109,57
1.000-5.000	58,42	59,80	59,00	64,59	65,67	64,73	66,04	75,98	77,60	82,08
5.000-10.000	67,50	69,45	70,01	67,55	68,27	68,62	69,53	78,93	79,76	81,18
10.000-20.000	58,41	60,34	61,02	62,08	62,49	61,76	63,25	71,87	72,49	73,18
20.000-100.000	53,18	55,23	56,15	56,89	58,03	57,52	59,42	67,08	67,48	67,93
>100.000	70,52	73,08	75,54	76,58	77,62	76,46	79,13	85,29	86,18	88,08
GUZTIRA	**61,88**	**63,97**	**65,12**	**66,14**	**66,92**	**66,29**	**68,08**	**76,07**	**76,80**	**78,21**

TRANSFERENTZIA ARRUNTEKIKO MENPEKOTASUNA
DEPENDENCIA DE TRANSFERENCIAS CORRIENTES

	2003	2004	2005	2006	2007	2008	2009	2010	2011	2012
GAINTZA	87,34	86,97	81,81	83,60	85,37	76,85	80,54	79,08	78,02	78,02
OREXA	89,02	91,08	88,06	86,31	84,87	61,38	75,83	82,29	73,12	83,02
BALIARRAIN	88,71	87,63	84,46	78,57	70,38	72,35	79,16	68,37	75,94	86,83
ALTZAGA	84,42	78,97	78,76	82,37	86,84	66,91	75,03	80,46	75,77	79,66
BEIZAMA	53,15	57,91	84,29	57,91	83,93	55,84	54,36	73,92	79,32	84,43
GAZTELU	88,06	88,81	87,18	89,76	89,53	76,33	88,74	84,73	68,71	86,66
ORENDAIN	81,65	82,68	82,62	76,38	69,44	74,81	75,96	74,09	73,45	67,59
ARAMA	62,80	83,51	55,70	65,36	62,74	55,63	56,82	61,66	50,43	61,32
ELDUAIN	72,72	68,40	69,33	74,59	69,90	68,45	61,53	75,49	65,17	70,19
MUTILOA	74,87	31,49	47,69	50,87	56,69	48,75	42,77	32,29	39,98	45,24
LEINTZ-GATZAGA	60,80	43,12	58,94	46,03	59,32	46,49	67,88	61,02	57,93	58,25
LARRAUL	82,01	48,70	58,92	74,65	70,61	71,75	64,83	69,99	68,06	68,29
ZERAIN	70,97	71,07	76,05	72,57	76,05	75,41	71,21	71,05	62,98	66,52
BELAUNTZA	60,95	63,97	70,25	57,80	64,45	68,42	65,62	66,10	65,75	66,24
ALBIZTUR	70,96	66,85	48,03	48,01	69,54	74,53	63,61	70,86	61,20	62,55
ABALTZISKETA	76,59	68,92	70,66	79,97	70,53	71,34	72,98	59,52	69,38	73,11
HERNIALDE	76,15	78,50	83,08	83,60	81,95	82,37	76,12	80,35	73,49	73,57
LEABURU	51,00	83,17	79,47	57,59	78,25	61,59	74,85	77,50	69,55	67,00
ALKIZA	68,11	77,79	61,79	73,59	75,26	71,99	71,44	72,98	70,98	72,11
ALTZO	67,88	63,19	61,38	56,60	67,37	53,90	64,88	61,08	54,54	51,00
ADUNA	44,16	44,86	42,24	40,22	48,32	62,51	39,55	41,26	38,24	38,75
IKAZTEGIETA	58,58	59,41	62,80	64,47	63,93	62,85	55,90	50,96	70,59	64,39
GABIRIA	71,37	61,40	73,41	59,25	59,53	75,84	72,77	66,34	67,42	69,67
BIDEGOIAN	54,01	68,07	69,47	69,12	69,94	67,57	72,19	71,35	69,33	68,15
BERROBI	75,99	56,68	73,63	71,91	72,49	68,28	81,28	77,11	71,64	67,50
EZKIO-ITSASO	52,82	50,03	51,72	53,44	43,83	48,71	47,40	52,67	53,20	45,10
ERREZIL	64,84	68,76	70,16	67,11	71,19	70,92	67,59	68,87	67,30	67,97
LIZARTZA	59,69	61,96	71,36	63,46	72,64	68,14	60,64	70,42	66,62	62,90
ITSASONDO	67,78	69,24	58,60	66,92	63,66	68,10	63,36	66,70	61,22	66,92
AIZARNAZABAL	45,66	42,41	47,81	47,82	37,01	50,10	44,28	42,52	41,52	34,55
OLABERRIA	36,04	37,96	34,98	32,78	32,72	29,97	31,41	36,22	25,53	23,38
AMEZKETA	72,36	71,05	74,06	74,16	64,12	74,39	65,10	65,48	61,92	54,71
BERASTEGI	65,61	69,76	68,36	67,08	53,85	62,17	71,24	63,52	63,52	59,44
ELGETA	49,56	53,63	47,53	55,73	61,44	60,33	58,61	51,53	47,54	51,32
ORMAIZTEGI	54,93	47,53	51,12	57,83	62,10	59,27	61,92	65,22	61,83	58,15
SEGURA	60,71	60,10	61,33	59,65	61,40	65,28	52,57	63,73	69,42	59,73
LEGORRETA	60,42	59,30	57,34	50,25	63,65	60,99	57,30	61,00	56,91	55,97
ASTEASU	53,19	57,38	49,12	44,06	42,36	48,90	46,28	49,27	45,37	45,54
ZALDIBIA	67,90	70,04	69,04	65,62	68,52	62,23	57,96	69,52	63,01	58,40
ZEGAMA	85,50	64,50	54,67	62,05	61,83	67,46	67,13	70,90	64,06	65,73
IRURA	36,01	40,21	43,30	53,96	53,74	46,21	37,61	51,40	52,06	52,94
ATAUN	64,87	63,59	63,49	61,99	61,71	64,49	60,68	67,17	70,94	70,35
ALEGIA	68,85	69,58	69,06	63,57	64,86	63,07	56,66	64,68	60,64	60,86
ANOETA	50,67	66,93	65,32	63,18	64,16	64,59	64,78	59,47	48,15	57,29
MENDARO	49,70	56,14	50,54	55,40	61,94	60,98	61,73	65,20	63,20	63,24
AIA	54,50	55,16	44,00	52,93	59,75	53,62	52,16	51,86	50,08	51,21
ANTZUOLA	54,46	51,38	59,04	61,24	69,13	65,81	65,70	64,54	61,21	56,14
IDIAZABAL	52,25	50,00	49,87	49,43	57,52	59,55	57,30	54,39	53,60	49,80
GETARIA	52,19	55,03	57,61	59,19	62,01	59,92	57,83	54,02	55,65	52,39
ZIZURKIL	63,43	60,66	62,85	72,54	75,31	74,64	56,93	63,11	59,73	58,48
ZESTOA	53,70	55,90	50,73	44,55	49,69	52,68	47,61	52,15	46,08	51,40
SORALUZE	63,85	66,33	70,58	68,33	68,87	68,94	66,17	68,31	62,64	62,12
ESKORIATZA	50,87	53,15	51,85	49,58	50,98	54,44	50,71	49,99	48,14	49,47
IBARRA	70,27	69,15	56,14	66,03	63,96	61,16	57,61	64,71	58,52	57,57
MUTRIKU	65,47	65,43	63,01	66,32	64,01	59,11	59,97	62,15	56,74	58,30
ASTIGARRAGA	43,41	49,59	43,71	51,14	51,12	48,02	45,93	43,22	39,81	40,40
DEBA	43,57	48,98	48,88	53,89	56,47	54,04	50,78	54,08	51,05	51,55
LAZKAO	55,46	54,56	56,33	51,38	56,92	50,68	49,15	52,73	50,73	50,51
ORIO	48,46	38,91	58,43	47,99	55,29	54,51	55,21	43,84	47,93	50,70
VILLABONA	64,55	61,24	62,54	63,31	63,69	62,79	63,55	57,97	60,25	58,92
LEZO	52,28	54,43	58,74	56,51	51,09	51,48	44,40	51,52	49,42	48,75
USURBIL	49,52	45,27	49,12	50,18	54,89	48,44	47,66	47,08	46,90	47,60
URNIETA	48,37	49,77	48,71	51,14	53,96	48,77	47,37	40,82	45,10	45,10
URRETXU	58,23	60,63	55,66	59,75	63,07	64,66	60,63	60,96	55,09	58,49
ARETXABALETA	51,72	55,86	56,17	55,03	42,47	54,38	53,44	53,40	50,55	51,33
LEGAZPI	63,63	61,49	64,82	63,83	66,71	64,99	52,38	56,46	56,21	60,34
ZUMAIA	52,74	50,69	52,35	53,18	54,99	53,85	52,88	53,35	51,10	52,46
ORDIZIA	55,67	54,31	59,80	58,87	59,73	58,81	56,66	60,02	63,13	63,09
OIARTZUN	51,42	44,46	49,29	48,38	43,86	47,86	45,55	47,15	42,45	41,51
ZUMARRAGA	53,40	55,35	56,00	45,71	58,05	60,55	55,62	57,26	52,72	52,52
OÑATI	45,66	44,46	45,12	44,97	45,62	43,98	46,89	50,86	47,55	49,00
AZKOITIA	53,77	55,83	55,52	53,78	54,76	54,43	52,10	57,90	55,43	56,26
ELGOIBAR	47,97	54,09	55,50	55,80	59,55	56,47	53,28	55,86	51,50	51,83
BEASAIN	53,69	52,21	54,37	60,26	62,14	59,67	56,78	60,77	56,77	58,65
AZPEITIA	48,06	51,21	51,49	52,76	48,29	49,51	45,74	48,96	44,82	48,05
ANDOAIN	57,51	59,72	60,62	62,35	59,89	57,60	53,79	56,34	55,05	55,36
BERGARA	51,27	52,84	52,86	53,18	53,82	49,96	48,59	49,75	47,46	47,15
PASAIA	63,82	61,83	62,23	64,34	62,85	63,42	61,37	58,24	59,70	59,66
HONDARRIBIA	49,16	48,74	52,69	54,36	50,83	49,58	48,96	49,54	48,25	50,71
LASARTE-ORIA	61,83	58,91	59,26	55,49	59,00	59,35	56,97	55,15	55,23	55,19
TOLOSA	53,12	51,93	53,45	51,19	56,80	51,06	53,05	55,70	50,11	53,76
HERNANI	54,98	57,38	57,05	58,68	58,64	54,80	53,26	53,93	50,15	49,20
ARRASATE	53,88	52,14	51,94	50,03	51,47	50,00	48,68	50,53	47,85	47,41
ZARAUTZ	56,88	57,18	54,17	57,34	55,57	52,72	48,55	48,50	43,45	46,88
EIBAR	58,05	57,41	60,74	60,66	60,21	61,73	57,60	58,73	54,58	53,32
ERRENTERIA	59,18	58,52	59,68	60,58	60,26	58,98	56,19	60,75	55,56	55,94
IRUN	62,12	61,45	64,03	62,59	63,67	62,39	59,67	62,79	57,18	61,56
DONOSTIA	49,16	48,59	53,05	54,61	50,00	50,44	45,69	51,05	45,09	45,10
GIPUZKOA	**53,98**	**53,67**	**55,67**	**56,02**	**55,27**	**54,63**	**51,51**	**54,28**	**50,30**	**50,98**
0-1000	61,84	60,49	61,23	59,56	60,92	60,64	59,70	60,39	56,49	55,80
1.000-5.000	58,24	58,38	55,66	57,66	60,42	60,56	56,52	59,06	55,86	55,69
5.000-10.000	53,47	51,82	55,04	54,70	54,93	54,65	51,93	52,20	51,16	51,83
10.000-20.000	53,62	54,27	55,09	54,80	56,12	54,25	52,67	54,36	51,60	52,62
20.000-100.000	58,79	58,13	59,35	59,17	59,37	58,32	55,33	57,83	52,95	54,60
>100.000	49,16	48,59	53,05	54,61	50,00	50,44	45,69	51,05	45,09	45,10
GUZTIRA	**53,98**	**53,67**	**55,67**	**56,02**	**55,27**	**54,63**	**51,51**	**54,28**	**50,30**	**50,98**

APARTEKO SARRERAK
INGRESOS EXTRAORDINARIOS

	2003	2004	2005	2006	2007	2008	2009	2010	2011	2012
GAINTZA	1,46	1,93	6,11	3,64	2,61	9,88	5,20	9,14	6,66	7,01
OREXA	4,23	0,97	3,48	4,43	2,28	0,57	8,84	2,65	0,95	0,81
BALIARRAIN	0,00	0,00	0,15	0,11	6,74	5,34	6,41	11,50	2,41	0,86
ALTZAGA	2,46	5,78	4,24	3,73	0,30	14,07	3,04	0,36	2,15	0,49
BEIZAMA	23,58	30,95	10,83	40,88	1,94	6,97	37,01	14,64	8,52	3,56
GAZTELU	0,85	4,58	2,51	1,92	1,52	12,24	2,70	3,33	23,80	2,80
ORENDAIN	0,62	0,78	0,73	1,27	2,60	1,95	1,09	2,36	0,55	1,57
ARAMA	13,13	0,55	16,59	0,38	1,63	2,65	0,83	0,61	8,28	0,12
ELDUAIN	6,88	9,60	7,81	0,77	6,83	12,69	18,29	1,80	0,57	2,45
MUTILOA	6,63	9,44	16,60	8,73	5,85	2,44	3,29	3,21	6,04	2,11
LEINTZ-GATZAGA	6,95	7,86	7,93	26,15	9,36	6,75	1,70	3,82	9,68	5,32
LARRAUL	2,06	37,91	25,98	2,39	2,57	1,76	1,44	1,94	3,38	3,11
ZERAIN	8,18	3,84	1,72	5,46	3,35	4,22	2,13	5,37	2,04	5,37
BELAUNTZA	11,26	8,69	3,49	12,50	6,15	6,61	4,55	6,56	2,49	3,85
ALBIZTUR	5,08	11,14	14,49	5,75	14,77	2,79	8,35	1,97	5,15	2,90
ABALTZISKETA	2,68	0,14	4,63	2,78	4,82	6,84	2,60	18,59	3,10	5,32
HERNIALDE	10,59	6,44	2,12	2,12	3,03	3,34	5,09	1,68	5,00	3,37
LEABURU	3,93	1,70	1,58	29,26	3,74	20,98	0,54	-0,44	0,96	0,43
ALKIZA	15,21	1,80	22,24	7,66	4,08	5,40	2,95	4,08	2,24	1,86
ALTZO	8,84	8,88	19,98	17,06	2,60	19,49	4,09	2,56	3,27	7,96
ADUNA	14,70	9,58	5,84	18,68	4,47	4,77	10,96	2,39	2,44	2,31
IKAZTEGIETA	17,06	14,98	7,36	1,96	3,81	3,01	13,52	25,96	1,98	6,70
GABIRIA	8,88	21,40	3,20	20,89	24,31	2,51	4,35	15,07	4,76	3,21
BIDEGOIAN	19,55	1,49	4,26	5,74	6,86	4,30	0,55	1,30	1,41	2,72
BERROBI	4,54	18,69	2,39	1,54	1,30	12,88	2,95	2,32	3,37	5,60
EZKIO-ITSASO	6,45	8,62	6,61	5,52	27,09	10,95	14,61	9,97	8,20	15,97
ERREZIL	7,05	3,97	6,74	8,94	6,29	3,89	7,13	4,52	3,48	3,22
LIZARTZA	19,43	20,17	6,90	15,91	5,60	1,32	12,29	1,43	1,71	10,98
ITSASONDO	4,56	5,74	14,42	5,56	5,38	1,50	1,84	1,40	1,44	1,55
AIZARNAZABAL	12,73	18,70	13,67	9,00	19,14	5,79	4,20	1,86	3,29	6,67
OLABERRIA	6,47	7,80	12,97	17,06	15,02	16,69	9,79	6,61	11,10	9,59
AMEZKETA	1,67	2,22	0,50	3,73	15,52	3,89	2,28	3,22	4,05	2,06
BERASTEGI	4,35	3,06	8,76	5,51	5,34	2,78	3,08	12,12	1,25	4,14
ELGETA	14,59	17,86	26,23	12,17	6,67	7,04	6,02	5,97	9,25	6,92
ORMAIZTEGI	4,88	16,77	11,39	6,33	4,26	4,49	2,50	2,75	2,40	10,47
SEGURA	9,98	11,38	11,44	12,74	13,27	4,35	1,31	2,05	2,27	2,59
LEGORRETA	6,95	6,64	7,15	19,10	3,52	3,96	8,64	2,77	3,73	1,91
ASTEASU	6,90	6,95	9,54	11,59	16,43	4,33	4,29	2,24	3,11	2,42
ZALDIBIA	5,49	4,95	4,09	8,80	6,31	9,20	13,20	2,47	3,93	10,02
ZEGAMA	2,06	11,62	19,96	10,92	12,42	5,11	3,48	3,27	3,40	3,80
IRURA	29,31	24,93	29,88	4,07	12,28	15,48	23,79	7,29	7,83	6,19
ATAUN	5,29	7,48	7,28	10,88	11,30	7,52	7,34	2,80	1,87	2,78
ALEGIA	7,45	5,49	4,17	11,54	8,52	8,99	17,21	5,55	6,34	5,31
ANOETA	27,14	3,28	3,02	4,07	2,78	5,13	2,04	4,40	20,21	10,35
MENDARO	18,77	15,68	23,16	13,67	6,85	7,59	5,09	2,89	3,83	4,28
AIA	7,49	12,02	30,37	17,91	8,84	14,57	12,14	11,37	9,64	7,12
ANTZUOLA	13,09	14,01	7,63	7,54	3,50	4,32	4,82	4,13	5,49	7,97
IDIAZABAL	4,02	6,76	11,03	14,69	7,64	3,60	7,48	3,68	2,12	6,51
GETARIA	7,78	7,41	8,40	9,38	11,64	10,20	8,68	14,08	9,00	6,61
ZIZURKIL	1,89	7,74	6,00	2,78	2,95	3,13	14,30	2,38	5,44	7,78
ZESTOA	17,18	10,21	19,42	27,85	17,57	7,76	7,38	4,14	6,23	3,54
SORALUZE	4,81	4,79	5,25	8,83	6,46	2,58	6,12	1,34	1,99	2,41
ESKORIATZA	14,95	11,78	10,12	15,58	12,25	3,90	4,30	7,19	6,17	5,30
IBARRA	3,34	1,33	19,70	9,22	10,13	10,42	5,26	3,06	5,18	4,46
MUTRIKU	6,23	6,72	9,83	5,17	8,43	12,35	6,49	5,26	6,18	6,02
ASTIGARRAGA	7,21	11,21	23,26	11,18	10,08	13,97	9,55	16,77	17,96	16,88
DEBA	9,04	6,02	7,67	8,07	9,14	6,98	5,32	4,17	4,04	4,09
LAZKAO	7,08	5,99	4,49	11,45	4,22	9,85	8,23	5,39	3,93	8,88
ORIO	10,45	10,27	2,84	15,61	7,15	4,84	10,47	15,27	11,14	7,67
VILLABONA	2,50	3,01	3,54	8,24	9,45	8,55	2,73	7,68	3,70	4,67
LEZO	9,56	5,79	2,90	6,79	15,81	5,17	6,89	10,18	4,39	4,76
USURBIL	6,58	13,91	11,00	10,16	8,97	11,65	7,09	9,66	8,07	4,86
URNIETA	11,53	6,60	7,09	4,28	4,18	5,01	4,00	19,50	5,17	5,40
URRETXU	6,21	8,68	17,19	10,89	8,42	7,68	8,86	8,50	10,99	7,46
ARETXABALETA	12,49	5,57	5,75	7,57	27,16	5,43	6,66	9,66	7,75	8,23
LEGAZPI	3,78	7,65	3,57	6,25	3,32	4,29	5,02	4,91	6,31	2,26
ZUMAIA	13,59	14,85	10,43	9,63	8,95	6,20	3,91	8,54	7,14	4,04
ORDIZIA	4,77	6,87	5,42	5,95	6,77	6,76	6,56	4,14	7,45	6,32
OIARTZUN	6,20	17,59	12,25	12,07	18,64	9,44	7,86	7,08	8,58	9,72
ZUMARRAGA	8,47	5,41	6,75	6,45	10,62	6,21	8,42	8,72	5,59	7,01
OÑATI	5,80	9,05	8,02	8,32	8,17	5,59	8,09	5,58	6,26	3,29
AZKOITIA	11,48	7,25	5,85	4,62	5,19	5,29	3,84	6,60	4,63	3,31
ELGOIBAR	14,44	7,04	8,44	9,73	5,93	5,33	4,09	3,90	7,33	6,13
BEASAIN	7,67	7,07	7,21	6,86	8,21	8,18	9,35	4,94	5,68	4,84
AZPEITIA	12,34	5,87	5,54	6,22	13,74	5,53	5,24	3,92	4,63	3,15
ANDOAIN	9,14	6,40	6,75	4,85	5,62	3,26	3,67	4,81	3,90	3,40
BERGARA	8,70	8,66	9,13	8,52	7,95	11,27	9,45	9,03	7,39	7,02
PASAIA	7,32	8,29	8,92	5,72	8,69	7,14	5,78	11,30	4,80	4,19
HONDARRIBIA	12,32	13,89	11,32	8,97	13,42	11,28	9,78	12,09	10,40	9,39
LASARTE-ORIA	2,86	5,95	3,73	5,29	5,63	4,12	2,81	8,03	1,59	3,69
TOLOSA	3,51	4,98	5,85	12,77	7,27	12,95	9,04	7,02	8,03	5,82
HERNANI	11,09	8,05	6,10	5,00	4,35	7,88	6,13	4,81	7,87	9,15
ARRASATE	7,95	7,98	8,84	13,23	11,91	8,80	5,65	4,93	4,64	4,99
ZARAUTZ	3,47	4,25	8,94	5,82	5,81	6,77	7,67	7,31	8,02	7,23
EIBAR	4,88	5,40	6,65	8,54	9,63	4,82	5,07	6,17	5,27	6,82
ERRENTERIA	9,78	9,76	8,95	8,00	7,00	6,30	4,77	3,72	3,67	3,96
IRUN	8,95	8,43	6,61	8,23	7,27	7,98	6,96	7,38	8,17	6,69
DONOSTIA	7,19	6,72	7,28	7,31	8,35	10,07	11,81	8,00	9,74	9,47
GIPUZKOA	**7,92**	**7,73**	**7,95**	**8,23**	**8,64**	**8,14**	**8,03**	**7,19**	**7,34**	**6,94**
0-1000	8,65	9,65	8,97	10,78	9,65	7,63	6,72	5,60	5,04	5,40
1.000-5.000	9,17	9,15	14,01	11,68	9,36	6,64	7,56	5,03	5,78	5,42
5.000-10.000	7,96	9,58	7,84	8,96	10,84	7,70	6,52	8,85	7,55	6,64
10.000-20.000	8,61	7,55	7,14	7,37	8,00	7,64	6,65	7,07	6,18	5,61
20.000-100.000	7,52	7,57	7,79	8,72	8,15	7,05	6,04	5,97	6,13	5,95
>100.000	7,19	6,72	7,28	7,32	8,35	10,07	11,81	8,00	9,74	9,47
GUZTIRA	**7,92**	**7,73**	**7,95**	**8,23**	**8,64**	**8,14**	**8,03**	**7,19**	**7,34**	**6,94**

ERROLDA FISKALEN KOBRANTZA MAILA
NIVEL DE COBRABILIDAD DE PADRONES FISCALES

	2004	2005	2006	2007	2008	2009	2010	2011	2012	2013
GAINTZA	98,23	92,36	93,97	92,58	93,45	96,21	91,27	88,92	94,69	92,27
OREXA	95,09	95,57	94,61	92,51	92,58	97,92	96,62	93,65	92,79	88,14
BALIARRAIN	89,30	77,57	80,08	87,57	76,01	87,95	93,93	84,10	89,09	97,39
ALTZAGA	87,06	89,72	93,17	96,24	99,53	94,88	95,35	93,84	95,87	95,88
BEIZAMA	94,03	94,32	91,56	88,82	94,45	93,20	92,51	90,67	87,92	79,17
GAZTELU	92,00	95,55	91,55	96,46	91,34	89,21	95,37	94,45	94,24	94,65
ORENDAIN	94,12	90,14	89,23	90,30	91,79	91,34	92,80	87,49	84,61	91,75
ARAMA	97,96	91,59	97,95	98,13	97,31	99,01	98,82	99,89	98,88	98,85
ELDUAIN	97,65	97,10	90,89	96,52	96,53	93,46	87,88	87,49	96,62	97,34
MUTILOA	90,23	95,44	88,56	90,44	95,39	84,75	94,90	92,00	86,78	89,82
LEINTZ-GATZAGA	91,45	91,81	89,05	92,33	93,17	86,67	93,65	85,04	85,16	87,94
LARRAUL	90,21	92,63	95,18	94,69	82,61	84,30	96,21	90,53	94,16	90,44
ZERAIN	95,71	97,73	95,34	98,13	96,82	95,44	98,64	97,60	95,97	93,89
BELAUNTZA	78,76	86,62	78,60	80,77	92,49	86,11	86,56	84,74	84,25	83,12
ALBIZTUR	94,69	88,70	96,63	96,32	97,04	96,84	92,87	85,70	95,85	96,26
ABALTZISKETA	88,89	95,23	97,11	90,55	97,12	95,45	99,22	94,32	96,54	91,66
HERNIALDE	94,33	88,91	86,17	93,25	94,58	93,78	94,77	91,85	91,55	96,38
LEABURU	92,27	94,73	93,53	85,00	94,53	93,92	93,78	93,19	95,36	96,75
ALKIZA	89,86	90,42	92,63	90,41	94,86	94,20	90,48	91,11	90,50	91,49
ALTZO	97,45	97,57	93,54	97,18	98,93	95,78	93,86	95,24	88,27	85,43
ADUNA	91,95	90,39	92,05	92,53	92,24	96,43	94,83	97,13	95,91	88,87
IKAZTEGIETA	85,16	92,48	95,05	95,46	96,34	97,36	96,46	95,62	96,61	97,38
GABIRIA	95,08	91,27	94,37	93,48	93,92	97,47	93,91	96,53	93,92	92,07
BIDEGOIAN	92,99	94,93	93,41	92,46	92,52	92,44	96,34	96,18	94,54	94,75
BERROBI	98,64	96,58	97,75	95,53	96,75	96,05	96,52	96,64	97,12	95,74
EZKIO-ITSASO	88,46	90,57	87,30	87,24	86,65	86,62	88,60	86,04	85,59	90,21
ERREZIL	93,55	90,86	94,14	91,30	92,34	93,87	94,13	92,55	93,97	92,30
LIZARTZA	95,88	97,48	94,71	93,59	85,18	79,24	88,32	88,55	70,86	87,26
ITSASONDO	95,50	95,87	94,46	94,15	95,30	95,05	93,13	94,90	93,21	94,57
AIZARNAZABAL	96,04	95,59	93,24	96,65	93,62	80,85	86,51	82,81	80,65	86,12
OLABERRIA	98,47	98,49	99,13	98,16	97,89	96,65	96,76	96,34	97,29	87,52
AMEZKETA	96,40	93,98	96,23	95,45	95,30	96,56	95,39	96,21	95,97	97,48
BERASTEGI	97,14	97,48	95,15	96,85	96,90	97,06	96,97	96,35	97,21	97,28
ELGETA	94,17	94,69	95,76	95,70	93,18	93,05	91,65	93,99	89,65	86,35
ORMAIZTEGI	93,06	91,78	94,07	94,06	93,99	90,16	90,86	89,18	90,86	87,19
SEGURA	91,45	94,71	93,56	94,56	92,54	94,20	93,43	94,26	91,86	92,78
LEGORRETA	90,41	79,08	77,83	77,03	76,27	88,51	82,68	83,72	84,69	83,95
ASTEASU	85,66	85,61	89,08	90,57	87,14	87,88	86,55	89,11	88,06	89,31
ZALDIBIA	52,80	54,80	56,26	56,94	60,31	60,97	58,70	59,18	59,50	60,94
ZEGAMA	94,74	94,33	96,11	96,76	94,39	95,05	95,53	94,71	93,44	94,66
IRURA	95,13	94,80	96,07	96,01	92,05	88,50	90,19	90,04	90,35	93,57
ATAUN	92,81	91,63	93,56	91,47	93,97	94,59	95,74	93,23	90,60	91,81
ALEGIA	95,89	95,80	95,03	94,29	91,65	89,95	88,01	90,07	90,60	89,53
ANOETA	94,63	94,10	96,79	95,86	95,60	96,42	96,85	92,23	93,20	96,68
MENDARO	84,79	88,55	90,00	87,86	90,46	91,57	91,28	93,23	92,45	91,83
AIA	93,97	91,14	89,71	94,13	91,85	90,57	90,10	89,80	89,38	92,09
ANTZUOLA	95,49	96,01	96,38	95,83	95,24	96,18	95,82	95,48	88,19	93,14
IDIAZABAL	95,85	90,33	94,32	93,78	95,98	94,44	95,57	95,70	97,08	96,89
GETARIA	96,14	95,95	96,56	94,38	97,02	94,87	97,04	96,19	94,02	91,91
ZIZURKIL	96,03	97,37	96,23	95,52	95,73	96,25	96,51	94,08	95,61	93,80
ZESTOA	93,62	94,07	94,83	93,99	93,66	91,70	94,14	85,84	91,65	84,77
SORALUZE	93,77	94,26	95,25	93,99	92,58	92,05	94,65	90,96	93,10	90,57
ESKORIATZA	96,55	95,19	95,43	96,25	92,27	91,19	91,16	92,45	94,09	90,06
IBARRA	94,54	96,25	96,14	93,62	91,53	90,02	100,00	90,92	92,24	96,65
MUTRIKU	95,25	95,43	93,20	94,16	93,18	93,38	93,48	93,44	94,61	94,52
ASTIGARRAGA	98,33	98,37	97,74	97,46	94,19	96,00	95,47	95,57	91,16	90,24
DEBA	96,34	96,90	96,40	95,31	95,95	94,81	94,50	95,21	94,02	93,95
LAZKAO	95,83	94,92	96,50	96,71	97,77	104,75	96,17	95,75	94,62	90,71
ORIO	93,27	94,36	94,57	93,84	92,10	93,29	94,27	93,22	93,57	90,92
VILLABONA	94,69	90,89	92,06	91,81	92,35	96,23	97,04	94,47	96,33	91,18
LEZO	94,10	92,73	94,09	92,90	95,24	93,68	95,57	92,48	86,45	83,74
USURBIL	99,17	98,05	98,92	98,32	97,09	93,46	97,33	94,58	96,23	87,66
URNIETA	96,99	97,48	93,32	95,58	97,72	95,81	96,75	94,37	92,36	91,77
URRETXU	96,50	92,13	92,67	95,08	94,97	93,34	93,81	92,71	95,75	93,02
ARETXABALETA	94,64	93,80	93,77	93,76	97,04	93,56	94,58	93,43	95,32	91,82
LEGAZPI	99,21	98,78	98,75	99,02	99,12	98,54	93,87	96,36	94,90	96,18
ZUMAIA	95,17	95,55	93,81	97,41	96,26	100,00	96,82	95,93	94,82	95,23
ORDIZIA	98,56	98,58	98,02	98,14	97,59	97,28	93,11	95,61	93,90	92,05
OIARTZUN	90,63	90,95	90,26	91,78	91,09	82,37	89,39	86,71	88,59	87,27
ZUMARRAGA	98,15	97,66	98,01	98,47	97,01	95,04	98,44	97,78	97,05	97,18
OÑATI	99,77	99,05	99,10	98,44	98,75	98,28	98,68	98,03	98,14	97,27
AZKOITIA	97,57	98,16	96,61	96,70	93,22	95,84	96,51	95,31	93,08	94,37
ELGOIBAR	95,89	93,46	96,94	95,02	96,74	96,11	97,31	97,15	97,33	95,87
BEASAIN	94,66	95,22	96,33	96,60	97,00	97,12	95,02	94,80	95,62	94,99
AZPEITIA	95,98	94,78	95,26	95,22	91,11	93,10	95,71	95,28	93,65	89,28
ANDOAIN	96,13	96,78	96,61	94,97	90,98	88,62	89,14	91,11	87,97	89,63
BERGARA	97,72	96,15	95,70	97,44	96,60	96,86	96,37	95,89	93,94	93,81
PASAIA	87,05	86,45	95,45	95,93	94,55	93,80	93,65	94,58	86,64	75,50
HONDARRIBIA	96,93	94,73	94,62	96,76	96,33	93,91	94,55	95,29	93,81	83,66
LASARTE-ORIA	98,49	98,83	98,79	97,89	98,43	97,84	98,50	97,22	80,55	96,32
TOLOSA	95,43	95,98	96,50	95,19	95,68	94,80	95,77	94,57	91,87	91,93
HERNANI	96,52	96,14	96,77	95,68	95,43	95,89	95,44	95,34	93,45	93,00
ARRASATE	97,55	97,39	97,74	96,78	94,82	93,02	95,38	94,35	93,24	93,37
ZARAUTZ	97,74	95,97	97,01	95,61	95,36	94,78	94,79	95,49	95,94	94,63
EIBAR	96,94	97,34	96,39	97,23	95,95	96,48	95,97	94,92	93,19	92,17
ERRENTERIA	94,11	92,65	95,15	93,54	90,95	92,87	93,07	93,40	87,99	86,30
IRUN	92,87	94,00	93,98	93,94	94,02	94,27	94,28	94,33	95,02	91,65
DONOSTIA	96,54	96,81	96,60	96,17	96,59	95,12	95,95	94,97	94,65	94,03
GIPUZKOA	**95,77**	**95,57**	**95,85**	**95,62**	**95,24**	**94,46**	**95,09**	**94,47**	**93,32**	**91,93**
0-1000	93,90	93,92	93,50	93,77	93,83	92,23	93,26	92,42	91,41	90,31
1.000-5.000	93,28	92,84	93,28	92,35	91,41	90,96	92,15	90,42	90,99	90,43
5.000-10.000	95,61	95,00	94,76	95,43	95,38	93,86	94,49	93,48	92,97	90,80
10.000-20.000	96,01	95,43	96,41	96,33	95,43	95,02	95,56	95,41	92,62	90,88
20.000-100.000	95,17	95,04	95,56	95,01	93,99	94,21	94,52	94,39	93,10	91,35
>100.000	96,54	96,81	96,61	96,17	96,59	95,12	95,95	94,97	94,65	94,03
GUZTIRA	**95,77**	**95,57**	**95,85**	**95,62**	**95,24**	**94,46**	**95,09**	**94,47**	**93,32**	**91,93**

GASTU OROKORRETARAKO DIRUZAINTZAKO GERAKINA
REMANENTE DE TESORERÍA PARA GASTOS GENERALES

	2003	2004	2005	2006	2007	2008	2009	2010	2011	2012
GAINTZA	4,36	22,40	11,72	12,49	25,77	16,80	-2,06	-18,76	-22,51	40,81
OREXA	18,31	15,35	22,49	21,76	21,66	44,05	47,89	20,43	22,86	11,09
BALIARRAIN	70,86	29,72	208,23	244,69	45,76	77,08	60,35	328,13	137,07	75,15
ALTZAGA	51,14	84,64	75,30	35,63	35,44	51,39	46,67	31,53	42,94	3,15
BEIZAMA	27,05	14,23	20,16	14,58	110,94	8,78	9,72	1,58	0,25	4,54
GAZTELU	4,49	-5,64	21,23	-45,62	12,48	-19,69	-31,97	10,15	-6,13	7,19
ORENDAIN	61,60	52,37	53,01	53,53	2,20	6,41	21,53	92,76	46,84	43,07
ARAMA	304,63	203,61	285,09	254,03	244,47	271,05	337,91	349,28	234,27	214,85
ELDUAIN	92,63	72,02	66,99	5,63	-10,75	15,80	33,93	19,63	-7,28	3,85
MUTILOA	42,54	61,83	74,60	30,95	-35,57	32,93	39,70	6,36	7,87	1,35
LEINTZ-GATZAGA	51,46	47,52	81,00	71,03	76,12	32,06	28,47	16,06	32,75	33,27
LARRAUL	75,50	78,84	72,17	4,80	32,08	34,14	29,23	11,02	-6,90	2,09
ZERAIN	21,00	21,88	6,09	36,51	4,74	6,76	32,82	20,75	54,55	0,25
BELAUNTZA	25,79	20,04	6,42	9,08	28,61	46,77	44,21	29,13	28,48	34,74
ALBIZTUR	21,75	28,10	17,22	12,38	49,54	20,67	71,35	24,05	6,92	9,98
ABALTZISKETA	-2,08	9,80	8,94	5,78	26,44	32,82	28,26	7,06	9,16	0,09
HERNIALDE	1,51	32,46	67,88	61,40	71,80	62,58	65,73	8,09	-1,27	19,46
LEABURU	16,45	22,70	63,11	16,64	26,74	49,97	63,73	26,43	13,96	29,79
ALKIZA	58,54	46,43	20,38	50,96	21,10	5,71	37,49	-4,79	-5,89	-0,06
ALTZO	35,80	27,61	31,21	31,19	4,86	32,14	46,43	53,06	61,31	52,24
ADUNA	11,16	10,77	1,08	20,34	30,93	63,07	45,01	7,32	0,00	0,00
IKAZTEGIETA	6,32	87,75	16,82	34,31	24,70	5,02	17,72	23,54	32,32	38,40
GABIRIA	7,63	40,56	48,44	36,54	61,94	65,80	32,56	14,35	-6,74	2,83
BIDEGOIAN	31,29	-13,33	1,45	-3,25	0,62	1,90	0,52	-1,50	-6,10	-1,21
BERROBI	12,56	21,40	25,58	11,79	-5,74	-22,41	11,66	2,38	-7,34	5,80
EZKIO-ITSASO	26,92	30,83	31,66	41,16	51,26	39,98	11,19	16,45	67,32	82,41
ERREZIL	-14,00	-4,33	-3,88	19,60	19,00	2,81	-0,44	0,98	-9,03	5,67
LIZARTZA	2,00	0,09	24,81	24,22	10,44	24,36	21,63	15,70	2,31	11,34
ITSASONDO	17,40	21,80	32,31	55,33	36,42	60,17	95,47	31,71	55,62	28,99
AIZARNAZABAL	14,28	6,62	28,16	24,70	31,23	-55,44	17,19	17,95	13,53	1,11
OLABERRIA	32,18	14,44	30,24	80,95	128,07	46,71	-4,52	10,71	17,45	37,15
AMEZKETA	10,80	10,46	11,65	-1,05	8,31	20,68	14,97	26,81	15,35	25,51
BERASTEGI	48,29	32,99	28,77	27,30	25,99	32,04	33,63	22,36	21,08	16,34
ELGETA	-10,62	17,16	6,77	1,00	-1,61	9,36	11,29	21,93	8,20	17,19
ORMAIZTEGI	13,29	4,66	17,14	16,05	2,45	1,51	9,49	4,63	0,15	12,15
SEGURA	1,15	1,28	0,15	3,08	3,58	8,04	0,05	1,41	0,53	0,05
LEGORRETA	80,21	72,56	41,44	42,75	45,79	16,65	12,19	22,17	20,72	22,53
ASTEASU	-97,98	-4,31	-7,19	11,95	63,20	82,25	63,91	-0,14	-14,34	3,18
ZALDIBIA	13,30	179,65	112,03	96,00	35,85	24,14	33,33	45,58	17,49	10,19
ZEGAMA	43,00	61,18	97,51	33,13	24,53	29,57	29,34	10,59	5,30	13,44
IRURA	2,18	-2,72	11,78	7,42	5,18	14,45	27,46	16,50	-0,27	14,46
ATAUN	37,69	52,67	8,60	31,34	44,92	161,68	55,02	10,43	-15,54	-2,08
ALEGIA	48,31	58,56	45,70	86,52	56,66	74,86	80,84	75,07	66,41	18,76
ANOETA	6,01	7,34	27,01	18,11	13,29	-3,74	-22,00	-17,53	2,69	20,73
MENDARO	53,34	24,61	12,59	11,18	22,82	39,26	21,59	32,54	35,66	31,40
AIA	14,36	36,28	35,43	20,97	40,59	2,38	6,41	8,56	6,76	22,42
ANTZUOLA	42,47	27,70	20,73	49,20	79,12	28,33	40,14	38,97	23,13	31,21
IDIAZABAL	64,30	75,09	74,79	86,39	92,96	102,09	55,16	19,52	6,96	14,10
GETARIA	-2,11	0,03	0,03	-3,24	26,79	11,84	-3,43	21,72	-3,18	-2,63
ZIZURKIL	14,01	3,25	3,00	1,46	0,62	-5,01	-6,69	1,21	7,22	0,05
ZESTOA	3,87	2,55	0,46	15,83	13,55	3,29	7,44	24,31	20,89	28,51
SORALUZE	57,41	42,29	22,55	13,88	30,64	26,99	60,30	13,98	-0,97	6,02
ESKORIATZA	6,59	1,03	14,80	29,24	23,61	32,54	38,09	34,71	40,80	39,48
IBARRA	21,22	17,26	49,76	57,08	40,69	45,90	19,13	11,23	1,79	13,78
MUTRIKU	19,56	19,86	24,38	7,30	6,36	16,09	0,15	0,00	-4,31	6,22
ASTIGARRAGA	1,72	4,37	13,69	7,20	1,80	4,49	-0,26	14,10	21,80	15,88
DEBA	46,07	40,41	34,56	102,12	119,85	80,84	71,30	62,21	25,40	22,18
LAZKAO	64,89	56,15	54,73	14,35	0,10	19,71	18,68	23,36	7,59	16,48
ORIO	246,80	117,10	236,94	140,53	119,89	110,10	141,01	168,48	141,10	115,41
VILLABONA	19,64	5,51	-0,24	13,92	7,83	12,09	14,72	10,71	9,25	21,91
LEZO	17,72	7,12	5,79	-2,80	18,96	-20,76	11,89	10,01	0,20	1,39
USURBIL	6,29	26,75	39,20	21,75	23,38	27,27	30,75	20,04	11,81	-2,73
URNIETA	5,04	12,61	42,91	54,33	48,03	50,13	60,22	48,27	51,62	60,55
URRETXU	7,15	0,36	13,62	13,81	7,61	16,41	17,27	4,08	-6,15	1,92
ARETXABALETA	29,84	30,98	29,71	35,51	56,93	45,02	41,34	32,70	12,40	-2,22
LEGAZPI	7,86	12,94	10,29	20,12	13,95	19,83	16,44	21,83	6,98	17,79
ZUMAIA	20,39	50,07	58,88	60,08	72,90	61,93	39,89	21,72	2,98	11,93
ORDIZIA	44,11	40,63	48,98	44,92	9,67	21,17	14,72	9,39	6,84	3,32
OIARTZUN	38,58	60,20	39,11	16,16	13,87	0,65	-13,12	-8,75	-19,72	-4,10
ZUMARRAGA	24,98	29,70	37,17	45,20	52,32	41,42	40,47	28,29	14,17	20,79
OÑATI	18,95	22,96	19,07	7,67	15,60	22,45	14,65	17,68	45,55	37,07
AZKOITIA	22,87	22,73	46,22	27,29	21,50	14,00	15,73	12,36	-3,53	4,84
ELGOIBAR	45,20	43,19	37,20	40,14	44,57	42,92	35,79	12,68	13,09	18,44
BEASAIN	22,49	32,16	31,05	47,59	49,13	61,74	47,25	48,33	42,90	35,22
AZPEITIA	28,94	30,06	17,52	29,51	22,32	39,46	40,77	43,52	33,25	41,71
ANDOAIN	16,79	12,51	17,83	32,58	8,56	11,41	14,65	11,03	6,64	-2,38
BERGARA	8,29	13,26	20,48	3,81	17,95	1,01	1,71	2,54	0,20	1,63
PASAIA	12,83	2,32	3,56	7,54	12,18	10,67	2,66	12,59	1,08	3,68
HONDARRIBIA	100,38	104,37	118,87	111,70	123,81	141,71	143,29	139,43	142,48	131,24
LASARTE-ORIA	23,33	22,77	23,89	8,88	19,34	-0,96	17,84	23,65	5,00	10,84
TOLOSA	42,93	42,74	0,46	8,14	19,54	36,70	37,73	28,63	18,97	18,26
HERNANI	26,83	28,34	33,94	21,68	18,07	23,00	12,15	2,80	0,04	12,51
ARRASATE	10,55	14,42	7,63	16,00	44,11	32,56	14,22	13,74	17,30	14,00
ZARAUTZ	21,12	72,53	39,56	24,74	4,88	12,90	-6,85	0,44	2,88	11,78
EIBAR	35,24	41,13	44,65	48,55	33,23	32,95	13,71	11,06	6,34	9,11
ERRENTERIA	4,88	7,69	8,39	2,38	2,71	-1,14	7,51	10,12	2,66	2,01
IRUN	7,33	25,15	16,69	15,16	16,94	16,24	6,61	3,06	4,64	13,92
DONOSTIA	0,46	3,29	3,48	2,59	1,64	3,39	4,68	18,12	6,42	6,62
GIPUZKOA	**18,47**	**23,36**	**22,21**	**20,52**	**20,79**	**20,59**	**17,87**	**20,09**	**13,05**	**14,77**
0-1000	29,90	31,99	37,08	38,40	42,93	31,61	32,32	28,88	24,28	26,47
1.000-5.000	19,61	24,61	25,44	26,29	32,01	32,37	26,62	19,81	12,69	17,09
5.000-10.000	38,64	37,46	43,17	39,50	33,77	28,84	28,04	24,75	14,04	15,85
10.000-20.000	31,23	32,18	30,54	28,58	32,16	34,40	32,97	30,47	25,00	25,78
20.000-100.000	14,03	28,62	21,09	19,23	18,97	16,98	7,13	6,99	6,00	10,23
>100.000	0,46	3,29	3,48	2,60	1,64	3,39	4,68	18,12	6,42	6,62
GUZTIRA	**18,47**	**23,36**	**22,21**	**20,52**	**20,79**	**20,59**	**17,87**	**20,09**	**13,05**	**14,77**

LIKIDEZIA
LIQUIDEZ

	2003	2004	2005	2006	2007	2008	2009	2010	2011	2012
GAINTZA	21,49	6,57	19,77	15,28	10,57	20,51	18,07	7,78	1,45	0,34
OREXA	2,23	2,47	4,74	3,41	3,88	10,24	11,63	3,39	7,52	4,05
BALIARRAIN	80,63	32,06	74,46	46,26	179,02	47,00	80,76	199,61	205,16	60,56
ALTZAGA	34,92	47,18	67,27	21,28	23,19	31,30	31,69	23,18	15,96	7,55
BEIZAMA	0,15	1,88	4,48	0,76	8,78	8,39	2,49	3,67	1,25	2,54
GAZTELU	0,87	0,62	1,59	1,53	1,17	21,01	4,85	10,47	7,61	0,42
ORENDAIN	31,99	36,91	34,46	11,38	16,85	6,74	5,30	1,80	0,36	20,04
ARAMA	303,76	116,46	180,37	186,07	164,07	177,34	280,06	213,94	228,56	292,19
ELDUAIN	75,78	56,17	61,63	32,60	5,97	7,59	11,38	10,19	1,05	1,00
MUTILOA	2,45	21,28	36,32	25,36	12,10	20,13	11,39	4,62	1,25	0,15
LEINTZ-GATZAGA	3,36	1,99	3,91	2,37	15,26	21,82	2,04	0,64	1,93	1,30
LARRAUL	41,30	32,20	63,63	20,89	8,64	15,56	13,46	23,09	0,21	0,15
ZERAIN	2,93	1,12	0,82	16,45	4,05	4,56	0,57	0,32	11,27	16,93
BELAUNTZA	5,73	7,82	4,94	2,38	16,50	25,56	20,35	4,90	9,05	7,46
ALBIZTUR	3,07	4,67	4,80	5,43	14,49	14,62	2,47	41,94	11,04	11,85
ABALTZISKETA	0,00	0,18	3,50	1,38	5,24	17,05	18,40	2,06	0,40	-0,29
HERNIALDE	7,56	4,87	8,46	7,31	24,18	18,06	13,10	2,38	1,87	0,88
LEABURU	2,88	13,72	23,99	5,18	6,65	21,76	28,97	22,09	1,46	1,67
ALKIZA	23,65	40,83	28,35	19,56	22,34	13,49	1,71	0,28	0,33	0,12
ALTZO	30,64	17,96	16,70	0,00	7,75	13,44	23,93	0,00	0,00	0,00
ADUNA	2,95	0,85	0,86	1,03	7,99	20,12	0,20	1,64	1,59	3,11
IKAZTEGIETA	4,37	19,75	54,65	5,70	4,61	5,01	1,30	2,31	0,32	0,49
GABIRIA	0,33	0,16	0,99	2,97	9,03	22,57	2,06	7,94	0,07	0,11
BIDEGOIAN	0,00	1,19	0,00	0,35	3,09	0,71	0,54	0,65	0,38	0,18
BERROBI	0,00	0,00	0,00	0,00	0,00	0,00	0,00	0,00	0,00	0,00
EZKIO-ITSASO	21,96	32,18	37,73	0,00	25,64	52,26	46,35	0,00	0,00	0,00
ERREZIL	0,00	0,00	0,00	0,00	0,00	0,00	0,00	0,00	0,00	0,00
LIZARTZA	6,48	1,47	1,42	9,55	8,46	11,69	1,74	0,44	0,59	0,44
ITSASONDO	22,19	19,32	22,93	31,92	38,12	39,60	52,35	12,90	12,45	9,71
AIZARNAZABAL	4,83	9,40	13,58	23,01	43,45	20,14	0,84	5,31	7,30	9,75
OLABERRIA	9,91	13,06	23,03	24,92	31,33	31,20	32,57	1,93	13,78	84,05
AMEZKETA	4,06	3,69	4,32	1,29	3,11	10,77	4,44	1,84	1,30	1,37
BERASTEGI	26,77	10,51	3,71	17,83	33,96	38,77	18,17	8,51	2,66	12,74
ELGETA	0,79	0,24	44,37	0,00	4,49	2,70	2,13	42,67	0,00	0,00
ORMAIZTEGI	11,67	11,27	3,61	2,64	5,66	17,11	4,31	1,63	1,02	2,03
SEGURA	20,41	1,76	16,08	1,19	1,79	2,21	0,80	-0,73	2,56	0,12
LEGORRETA	18,79	20,70	2,94	1,01	3,74	6,19	1,11	1,93	2,51	2,80
ASTEASU	2,15	2,19	1,13	1,73	27,52	56,58	62,35	68,81	0,21	0,03
ZALDIBIA	1,58	26,95	81,67	52,40	19,15	7,62	2,38	-1,45	5,11	1,04
ZEGAMA	2,17	9,31	18,73	12,20	18,10	22,76	11,80	0,19	0,07	0,20
IRURA	16,56	20,33	12,60	21,37	13,32	22,28	15,41	39,86	44,37	55,21
ATAUN	34,79	29,16	23,04	6,25	14,71	34,06	76,87	9,44	2,69	1,17
ALEGIA	37,03	33,75	29,70	31,99	42,81	24,86	8,03	0,67	1,24	1,24
ANOETA	14,78	5,12	0,80	1,24	5,23	5,93	4,03	0,06	0,28	0,42
MENDARO	0,00	0,00	0,00	0,00	11,87	21,31	35,04	0,00	0,00	0,00
AIA	1,77	10,75	1,53	4,47	10,29	3,49	3,06	0,46	2,84	8,15
ANTZUOLA	8,20	6,87	1,44	0,28	3,79	8,23	0,64	0,27	0,19	23,63
IDIAZABAL	36,54	40,44	49,43	51,62	54,59	72,39	121,74	26,65	13,20	6,08
GETARIA	1,21	0,22	0,24	0,57	1,86	3,76	0,61	8,32	11,67	11,75
ZIZURKIL	1,23	0,64	0,16	0,17	1,06	0,60	3,21	3,32	1,20	28,28
ZESTOA	3,59	5,77	5,36	5,88	3,59	0,89	0,36	10,73	0,42	63,82
SORALUZE	9,19	4,31	6,24	10,91	12,77	21,19	11,50	2,91	3,01	8,80
ESKORIATZA	7,95	10,37	7,03	13,53	11,06	15,81	34,21	25,60	38,86	74,55
IBARRA	9,36	15,60	29,70	39,26	29,24	39,46	58,36	22,78	26,08	49,64
MUTRIKU	2,22	1,67	1,85	0,96	1,86	9,17	1,85	0,87	3,09	5,05
ASTIGARRAGA	1,96	6,24	12,60	18,57	13,32	4,49	5,43	15,06	20,87	83,04
DEBA	48,34	25,64	22,96	23,23	14,25	25,72	101,84	28,62	20,06	62,90
LAZKAO	14,61	25,51	33,36	28,28	11,72	9,30	10,97	15,30	12,60	8,21
ORIO	2,03	99,21	118,69	147,60	109,95	107,82	96,15	215,55	203,67	457,76
VILLABONA	12,37	6,37	0,00	7,21	8,78	12,05	13,00	43,45	0,00	0,00
LEZO	3,16	5,61	3,20	0,95	7,51	4,93	1,51	2,22	1,49	1,35
USURBIL	0,82	1,73	15,16	13,05	11,13	11,36	24,27	1,62	-0,38	0,51
URNIETA	1,36	10,32	8,74	25,62	21,82	31,78	94,89	62,05	91,64	145,73
URRETXU	6,67	2,07	1,95	10,37	9,83	9,57	14,69	8,88	3,10	0,46
ARETXABALETA	24,28	25,54	24,73	25,41	37,46	46,40	43,48	21,38	3,97	62,07
LEGAZPI	3,54	4,64	5,76	4,28	5,79	9,79	5,29	4,58	3,49	16,95
ZUMAIA	11,56	17,77	30,07	37,39	37,87	46,47	48,61	26,13	13,81	12,06
ORDIZIA	23,19	22,45	27,48	21,03	13,76	8,38	59,61	47,03	17,33	38,03
OIARTZUN	8,60	14,64	16,68	12,07	6,79	2,74	2,63	2,84	0,46	0,16
ZUMARRAGA	18,49	16,71	23,96	16,46	34,32	33,38	56,30	38,05	27,31	42,51
OÑATI	9,65	16,56	12,75	15,85	3,83	9,01	50,13	64,36	47,39	187,58
AZKOITIA	10,55	5,56	11,46	21,24	10,17	11,55	7,72	27,56	21,70	34,57
ELGOIBAR	12,43	15,83	15,97	16,00	12,95	23,11	39,11	5,78	3,30	4,41
BEASAIN	11,74	14,61	15,35	2,75	5,74	16,95	57,27	25,72	35,53	62,93
AZPEITIA	8,70	19,34	20,76	12,21	17,36	16,61	28,33	55,44	50,33	119,75
ANDOAIN	16,88	13,67	10,01	7,07	8,28	7,07	5,29	2,29	1,18	8,89
BERGARA	1,69	4,40	20,36	4,88	10,06	16,18	14,68	8,58	11,73	45,92
PASAIA	7,77	12,83	4,74	6,88	7,01	8,98	8,95	7,86	10,66	14,34
HONDARRIBIA	64,72	71,49	71,28	69,95	68,62	111,39	171,16	147,66	171,09	267,85
LASARTE-ORIA	23,49	14,30	30,35	12,09	4,32	10,65	13,21	21,24	19,12	35,82
TOLOSA	30,40	31,22	16,32	4,85	8,45	29,84	53,07	50,59	32,20	50,87
HERNANI	3,87	16,28	15,02	15,40	10,88	16,67	30,61	5,50	2,79	14,80
ARRASATE	3,90	7,56	6,33	2,43	7,38	30,60	61,62	8,40	5,61	51,48
ZARAUTZ	10,91	40,12	34,20	22,29	13,38	9,27	8,45	6,38	5,70	5,19
EIBAR	41,58	26,28	34,99	33,12	25,86	24,86	41,25	19,23	25,41	48,59
ERRENTERIA	2,70	4,15	4,24	2,43	3,65	7,18	10,59	6,47	6,79	8,01
IRUN	10,36	7,45	13,79	7,81	9,84	15,30	19,49	4,03	9,76	25,48
DONOSTIA	3,25	0,95	1,13	2,78	1,62	4,07	0,76	4,38	6,63	2,74
GIPUZKOA	**11,29**	**12,63**	**14,05**	**12,14**	**11,16**	**16,10**	**23,69**	**17,62**	**17,07**	**33,47**
0-1000	18,20	15,87	21,74	14,10	21,17	22,62	20,05	12,69	12,53	21,61
1.000-5.000	8,79	10,05	13,24	13,11	15,02	19,81	24,31	13,62	9,88	24,24
5.000-10.000	12,76	19,18	21,40	25,00	19,53	20,78	34,44	29,25	22,22	49,31
10.000-20.000	17,13	20,25	20,81	15,40	15,32	24,36	40,41	34,94	32,50	66,06
20.000-100.000	13,70	14,37	16,80	11,97	11,28	16,58	26,00	8,10	10,46	26,82
>100.000	3,25	0,95	1,13	2,78	1,62	4,07	0,76	4,38	6,63	2,74
GUZTIRA	**11,29**	**12,63**	**14,05**	**12,14**	**11,16**	**16,10**	**23,69**	**17,62**	**17,07**	**33,47**

UdalGIDA

Adierazleak. Balio absolutuak

AURREZKI GORDINA
AHORRO BRUTO

	2003	2004	2005	2006	2007	2008	2009	2010	2011	2012
GAINTZA	42.306	26.117	24.825	22.979	38.449	23.501	-31.199	29.093	9.108	31.814
OREXA	37.382	47.181	41.159	6.390	41.679	89.643	-26.505	23.679	15.381	40.243
BALIARRAIN	87.389	25.499	37.829	74.765	82.262	102.038	80.582	107.676	38.127	106.433
ALTZAGA	52.308	76.614	57.255	87.422	118.158	81.881	27.623	57.557	-14.470	38.763
BEIZAMA	-53.944	115.558	75.152	202.704	-17.986	94.331	18.818	28.365	7.908	102.920
GAZTELU	16.651	27.962	-2.314	13.200	34.163	29.457	-11.852	23.028	8.133	10.595
ORENDAIN	66.854	63.937	75.531	47.712	-147.179	-14.891	54.042	72.525	-554	-367
ARAMA	78.372	242.524	128.270	77.753	101.116	119.677	58.471	74.707	106.505	79.822
ELDUAIN	53.907	55.446	53.505	30.696	51.244	116.600	64.124	-14.087	-64.606	64.842
MUTILOA	81.929	390.973	236.759	156.193	184.966	221.967	263.605	389.114	183.307	224.026
LEINTZ-GATZAGA	111.238	184.575	55.607	117.679	95.059	141.105	6.625	79.609	74.001	40.984
LARRAUL	-1.002	91.300	62.193	31.693	15.770	26.791	-25.459	36.302	20.097	60.277
ZERAIN	67.011	62.799	48.578	52.137	44.818	27.897	-17.490	58.985	102.997	67.494
BELAUNTZA	3.410	7.897	-26.704	106.352	92.459	142.298	60.910	86.139	35.391	74.861
ALBIZTUR	114.337	132.036	309.747	400.596	218.991	40.173	-60.657	23.954	-15.396	44.368
ABALTZISKETA	89.244	122.700	122.960	88.852	133.186	99.786	146.523	129.897	63.132	94.956
HERNIALDE	74.635	90.302	80.540	89.961	79.036	84.672	23.509	29.881	29.619	106.520
LEABURU	205.153	107.096	18.583	187.318	78.888	182.476	56.396	100.571	16.199	158.431
ALKIZA	21.386	-53.653	49.936	39.546	58.407	51.208	9.685	44.019	32.054	60.957
ALTZO	167.466	70.226	177.823	160.797	87.855	246.154	73.149	109.225	18.092	120.356
ADUNA	191.749	195.409	252.002	311.226	248.551	604.966	185.831	69.610	32.537	88.990
IKAZTEGIETA	96.909	54.552	60.119	13.319	56.567	28.259	100.600	234.864	71.589	112.016
GABIRIA	76.312	171.618	52.179	11.835	169.530	86.720	2.891	59.259	18.461	121.922
BIDEGOIAN	129.186	30.528	71.444	88.505	144.741	83.288	27.894	96.889	73.609	176.961
BERROBI	260.026	204.637	104.214	31.534	57.190	169.235	143.583	-53.415	-44.322	145.475
EZKIO-ITSASO	172.795	174.625	158.618	199.866	418.933	170.222	40.295	155.070	227.882	396.795
ERREZIL	89.814	84.812	80.175	143.845	159.127	41.479	63.538	98.598	91.959	226.799
LIZARTZA	208.124	194.658	113.641	170.873	221.577	64.994	46.608	-6.579	-16.175	77.103
ITSASONDO	137.053	216.237	298.446	232.497	266.271	236.612	77.905	102.913	89.432	127.918
AIZARNAZABAL	226.067	248.396	471.583	243.563	444.732	272.078	133.129	189.334	261.022	277.474
OLABERRIA	345.546	186.903	486.301	627.911	611.696	586.636	385.241	360.939	771.944	1.192.334
AMEZKETA	240.156	201.825	204.361	209.703	328.287	344.770	341.405	294.573	239.554	195.504
BERASTEGI	318.237	256.119	333.337	360.572	331.257	573.393	182.443	160.924	-142.028	274.746
ELGETA	214.882	144.421	392.778	129.667	67.205	91.985	45.059	261.992	397.836	404.842
ORMAIZTEGI	49.717	124.784	108.567	73.780	166.846	178.367	116.626	198.203	170.656	310.421
SEGURA	137.644	126.608	184.949	143.864	297.146	332.229	601.296	167.718	305.845	121.015
LEGORRETA	227.310	176.872	253.573	463.036	271.214	113.425	111.982	255.446	213.828	202.892
ASTEASU	183.241	147.524	555.127	580.314	732.647	315.394	627.636	210.900	191.786	592.979
ZALDIBIA	135.010	120.253	276.510	257.985	302.862	324.991	226.314	126.634	120.837	246.111
ZEGAMA	2.089.254	443.741	618.635	437.131	472.379	128.552	19.585	195.369	153.378	288.887
IRURA	310.342	219.609	510.809	108.328	181.808	180.957	274.280	112.566	22.061	293.024
ATAUN	374.785	404.407	395.871	475.878	554.826	343.089	240.706	245.712	224.375	360.004
ALEGIA	269.864	269.844	193.760	479.700	507.025	307.335	341.043	178.102	125.809	372.946
ANOETA	464.400	3.394	257.372	284.924	281.378	99.016	-152.046	376.464	540.573	400.911
MENDARO	289.003	285.149	595.185	561.569	650.256	572.548	398.200	599.782	475.113	591.275
AIA	317.624	434.141	881.553	627.811	905.990	299.946	385.090	527.491	420.772	685.686
ANTZUOLA	172.918	385.190	75.315	394.164	238.379	41.567	179.648	465.539	547.097	511.149
IDIAZABAL	500.723	491.238	733.121	857.455	774.922	402.780	216.608	659.993	295.577	528.881
GETARIA	450.812	346.077	328.341	483.221	326.398	162.711	-129.272	513.526	449.033	266.743
ZIZURKIL	486.248	646.357	586.683	449.240	706.910	591.577	202.506	80.304	-104.654	311.710
ZESTOA	843.176	430.659	1.023.013	1.688.428	1.504.608	692.333	714.384	819.598	813.623	1.170.144
SORALUZE	557.798	399.369	917.563	903.145	969.495	500.691	90.902	130.703	365.325	729.385
ESKORIATZA	1.312.567	572.981	904.671	1.161.530	1.396.982	898.884	668.641	1.300.820	616.973	1.009.557
IBARRA	849.939	693.228	1.387.173	743.492	1.294.962	427.271	-30.282	307.290	197.479	1.017.175
MUTRIKU	882.119	592.771	962.444	701.641	1.090.133	647.312	-112.141	826.166	773.171	1.439.721
ASTIGARRAGA	573.429	768.951	1.497.449	887.353	506.863	733.082	-22.873	1.292.995	518.527	1.465.088
DEBA	833.621	644.533	1.062.785	1.778.525	865.052	809.607	503.789	613.267	348.708	1.007.588
LAZKAO	1.486.191	1.656.037	1.614.627	1.997.963	1.672.935	2.048.446	1.316.431	1.459.396	1.028.271	1.908.625
ORIO	854.232	2.096.752	714.151	1.680.557	1.164.260	296.650	527.449	-134.274	148.234	351.532
VILLABONA	868.819	643.464	1.121.761	1.360.356	1.648.404	1.198.423	383.061	1.385.589	505.356	937.985
LEZO	1.409.098	1.094.821	903.714	1.022.090	2.173.997	766.279	1.279.169	1.401.919	447.107	1.375.545
USURBIL	1.522.770	2.025.406	1.643.166	1.773.280	2.032.788	1.649.046	745.574	1.092.547	416.942	1.262.883
URNIETA	1.386.727	1.356.444	1.586.692	2.103.246	2.381.658	1.649.168	1.017.653	2.365.969	965.031	1.697.319
URRETXU	1.555.047	1.153.439	2.385.452	1.666.738	1.738.259	810.779	327.777	311.274	496.841	998.364
ARETXABALETA	1.691.528	1.481.855	1.788.763	2.122.999	4.600.174	1.730.802	478.903	1.481.118	931.536	2.007.821
LEGAZPI	1.501.716	1.880.140	1.662.836	2.009.668	2.119.037	2.161.190	2.817.941	21.455	883.875	1.431.581
ZUMAIA	2.963.131	3.201.974	3.367.566	3.702.286	3.598.783	2.199.946	301.329	725.567	1.064.622	1.378.344
ORDIZIA	1.703.986	1.569.128	2.453.796	1.955.041	2.473.093	2.054.420	908.665	1.713.214	836.714	1.358.043
OIARTZUN	2.818.825	4.831.366	3.861.145	3.395.198	4.726.879	1.441.713	1.082.917	1.918.872	1.398.950	3.833.144
ZUMARRAGA	2.696.344	2.110.118	2.645.065	5.652.403	2.363.696	209.886	152.918	1.612.799	1.075.321	1.876.822
OÑATI	4.795.018	4.527.369	4.667.434	5.720.664	5.386.223	3.708.100	2.790.851	2.598.595	2.990.644	2.085.455
AZKOITIA	3.459.763	2.558.783	2.846.235	2.572.357	2.995.987	1.698.064	1.300.985	1.901.117	1.702.086	2.934.651
ELGOIBAR	3.865.559	2.641.524	2.970.896	3.058.548	2.805.059	1.817.523	-322.539	1.258.559	1.674.234	2.085.461
BEASAIN	3.352.778	3.502.969	4.404.266	4.193.844	4.844.106	4.319.713	2.943.782	3.902.771	3.077.483	4.153.024
AZPEITIA	4.935.956	4.153.111	4.698.228	5.486.463	7.311.804	4.875.228	4.107.720	4.035.421	3.575.079	5.467.497
ANDOAIN	2.489.987	1.829.877	1.685.988	1.441.445	1.440.548	205.306	-557.559	879.172	268.295	826.233
BERGARA	2.804.836	3.213.466	3.408.467	3.147.162	3.754.932	3.529.808	1.662.661	3.455.675	1.965.427	3.745.795
PASAIA	2.946.613	2.733.443	2.643.871	2.054.012	2.973.884	1.455.050	-1.232.410	3.136.298	-120.927	1.701.911
HONDARRIBIA	5.010.061	6.241.189	5.510.815	6.287.539	8.098.159	6.639.303	3.954.318	5.889.964	4.672.591	5.764.675
LASARTE-ORIA	3.362.756	4.097.982	3.902.741	5.564.800	4.405.937	1.614.252	503.654	2.533.973	898.288	2.435.120
TOLOSA	5.427.335	4.629.496	4.942.914	6.865.788	5.178.067	5.312.487	1.853.457	3.141.746	4.172.143	4.008.837
HERNANI	4.791.367	4.720.686	3.951.968	3.731.220	3.645.212	4.105.495	817.107	2.386.262	2.265.014	5.268.710
ARRASATE	5.343.272	4.926.106	5.363.597	8.188.173	8.566.205	6.402.215	3.001.792	5.069.139	3.154.744	4.632.845
ZARAUTZ	3.378.722	4.369.760	5.199.182	5.795.696	4.117.692	2.048.153	1.080.030	4.580.183	4.613.978	5.107.216
EIBAR	7.634.415	7.262.959	6.558.394	8.485.274	7.998.228	4.519.034	1.381.947	5.110.299	3.277.820	6.256.039
ERRENTERIA	5.883.523	6.615.262	7.041.675	7.131.633	10.594.134	6.214.006	3.243.900	6.498.455	3.621.177	9.945.351
IRUN	10.417.471	10.920.853	11.279.810	15.511.543	13.451.148	8.431.265	2.808.986	14.533.996	8.620.447	15.694.003
DONOSTIA	32.488.575	31.010.103	36.515.748	38.028.943	36.416.195	28.398.495	14.186.284	30.232.737	10.409.550	31.346.000
GIPUZKOA	**151.180.853**	**148.035.391**	**162.357.864**	**183.019.101**	**186.593.569**	**127.875.306**	**62.884.698**	**130.219.608**	**81.561.088**	**153.147.298**
0-1000	3.489.772	3.851.290	3.980.317	4.279.422	4.518.543	4.596.020	2.319.823	3.092.294	2.482.516	4.667.588
1.000-5.000	12.011.041	8.483.687	13.973.799	13.254.226	12.935.495	7.579.040	5.331.347	7.895.077	6.401.295	10.690.484
5.000-10.000	20.595.691	23.635.358	24.166.455	26.567.947	32.792.315	20.196.863	11.555.644	16.475.074	10.763.885	22.453.583
10.000-20.000	49.938.372	46.960.013	48.278.888	55.776.243	55.203.615	39.490.215	17.974.945	36.732.353	28.215.676	42.354.189
20.000-100.000	32.657.403	34.094.940	35.442.658	45.112.319	44.727.407	27.614.673	11.516.655	35.792.073	23.288.166	41.635.455
>100.000	32.488.575	31.010.103	36.515.748	38.028.943	36.416.195	28.398.495	14.186.284	30.232.737	10.409.550	31.346.000
GUZTIRA	**151.180.853**	**148.035.391**	**162.357.864**	**183.019.101**	**186.593.569**	**127.875.306**	**62.884.698**	**130.219.608**	**81.561.088**	**153.147.298**

LEGEZKO ZORPETZE-MAILA
NIVEL DE ENDEUDAMIENTO LEGAL

	2005	2006	2007	2008	2009	2010	2011	2012	2013	2014
GAINTZA	13.160	13.402	15.147	23.110	14.719	13.526	13.666	13.815	13.421	13.447
OREXA	8.060	8.227	8.834	9.280	8.525	7.711	7.810	0	0	0
BALIARRAIN	19.637	19.989	21.280	22.220	20.696	19.021	19.214	19.420	18.874	18.908
ALTZAGA	13.536	13.691	14.226	14.581	14.056	13.528	13.577	13.607	0	0
BEIZAMA	0	0	0	0	0	7.936	16.247	16.546	15.554	15.630
GAZTELU	10.764	22.965	24.671	25.979	23.699	21.232	21.534	21.860	20.936	21.003
ORENDAIN	0	0	0	0	0	28.513	29.031	29.617	27.668	12.553
ARAMA	0	0	0	0	0	0	0	0	0	0
ELDUAIN	0	0	7.970	8.406	6.816	5.843	5.877	5.895	5.470	5.408
MUTILOA	47.489	56.088	41.438	42.531	41.116	72.286	73.270	66.031	39.332	39.424
LEINTZ-GATZAGA	0	0	0	0	0	0	0	0	0	0
LARRAUL	12.199	21.185	21.750	22.170	21.127	15.582	15.501	15.429	15.064	14.935
ZERAIN	63.642	57.289	57.965	60.166	57.396	56.497	61.199	68.241	77.862	101.337
BELAUNTZA	21.926	22.300	23.696	24.750	23.035	17.024	15.869	16.107	15.432	15.480
ALBIZTUR	0	0	0	0	0	0	0	0	8.383	8.421
ABALTZISKETA	7.662	0	8.317	8.692	8.078	7.409	7.487	7.570	16.361	16.608
HERNIALDE	13.906	13.976	1.716	14.304	0	0	0	0	0	0
LEABURU	46.429	47.306	50.496	52.836	49.040	44.807	45.297	45.826	44.401	44.494
ALKIZA	0	0	0	0	0	0	0	0	0	0
ALTZO	3.318	3.173	3.208	805	0	0	0	0	0	0
ADUNA	91.159	73.391	78.919	83.156	29.031	25.606	26.032	60.425	57.077	55.240
IKAZTEGIETA	16.381	16.507	32.797	34.736	34.166	57.409	58.946	50.616	47.263	47.505
GABIRIA	31.742	32.496	35.422	37.764	33.734	29.325	29.869	30.427	28.696	28.827
BIDEGOIAN	46.598	47.241	49.606	51.354	76.098	69.542	70.349	71.235	68.803	62.568
BERROBI	29.397	66.544	69.345	71.809	71.246	32.801	48.615	49.571	46.200	45.975
EZKIO-ITSASO	19.545	19.158	20.329	21.170	19.791	18.309	21.257	0	0	0
ERREZIL	34.395	74.229	79.265	78.866	67.906	90.595	92.125	116.919	111.346	111.540
LIZARTZA	26.738	27.102	28.805	29.580	26.695	24.004	24.178	24.306	23.349	23.357
ITSASONDO	33.080	33.339	35.113	34.734	19.790	19.191	19.232	14.867	15.390	15.452
AIZARNAZABAL	23.698	23.476	11.495	83.426	83.426	83.426	80.539	78.772	77.027	75.304
OLABERRIA	97.699	98.518	103.845	106.443	96.597	114.104	115.085	115.919	56.235	56.323
AMEZKETA	13.455	13.735	46.904	49.531	80.965	71.202	72.454	73.824	69.683	69.992
BERASTEGI	16.912	16.968	17.584	17.828	16.519	15.383	99.383	101.446	94.711	95.180
ELGETA	118.396	105.366	85.212	147.540	141.289	134.368	167.119	168.378	164.734	159.481
ORMAIZTEGI	37.956	24.597	27.964	29.701	26.692	23.345	23.752	24.201	22.883	22.980
SEGURA	63.224	63.792	66.433	137.018	127.179	165.062	166.625	168.281	163.061	162.995
LEGORRETA	64.022	65.085	67.798	77.467	72.790	67.685	68.579	69.560	64.193	60.496
ASTEASU	213.821	217.730	100.520	105.762	96.959	87.362	132.851	195.194	174.305	175.037
ZALDIBIA	63.241	58.001	60.800	62.734	59.896	56.580	57.058	57.286	27.731	18.113
ZEGAMA	44.356	44.584	45.248	45.507	0	0	0	27.563	0	0
IRURA	32.407	20.158	8.239	8.394	8.218	8.011	4.015	0	0	0
ATAUN	34.115	0	0	0	0	0	88.977	93.656	136.088	136.589
ALEGIA	56.392	83.923	73.055	75.619	71.394	47.715	29.200	29.749	28.134	28.252
ANOETA	203.844	209.570	249.419	268.967	219.359	186.252	190.336	194.884	181.189	182.223
MENDARO	236.602	273.724	273.836	286.361	256.640	148.397	150.005	151.727	147.094	147.397
AIA	7.038	0	0	0	0	0	0	0	0	0
ANTZUOLA	138.710	263.050	232.769	244.890	365.077	323.189	329.858	345.180	259.278	259.652
IDIAZABAL	91.586	92.268	94.519	95.876	69.933	132.985	135.590	138.534	77.245	77.708
GETARIA	243.147	362.240	359.204	431.735	352.003	242.573	232.355	167.364	160.732	162.656
ZIZURKIL	199.354	217.118	268.457	327.673	370.611	350.162	351.205	354.170	348.035	328.535
ZESTOA	361.233	346.577	297.006	287.900	284.387	277.593	276.618	261.124	224.164	223.209
SORALUZE	395.401	401.231	414.147	420.637	431.426	397.600	365.274	402.699	389.184	391.889
ESKORIATZA	708.514	717.660	788.831	829.482	786.010	269.846	274.136	278.722	267.479	268.943
IBARRA	112.519	113.672	149.046	152.211	145.225	253.053	220.802	225.317	210.943	194.255
MUTRIKU	710.904	660.820	865.359	834.146	802.827	739.651	748.860	849.031	762.443	753.945
ASTIGARRAGA	544.727	438.515	438.846	501.258	431.290	370.071	224.835	223.458	205.839	164.552
DEBA	354.313	728.472	750.287	634.487	552.581	465.177	441.137	402.841	373.194	374.625
LAZKAO	177.926	181.088	193.269	218.310	219.563	199.977	202.244	0	384.525	385.243
ORIO	0	0	0	0	0	0	0	0	0	0
VILLABONA	493.347	520.142	555.446	511.014	464.416	411.355	383.013	355.216	343.901	339.492
LEZO	843.691	853.869	958.185	1.049.501	764.380	725.661	688.070	686.219	662.845	611.035
USURBIL	471.360	437.809	428.613	417.408	367.500	419.219	422.648	390.100	361.551	364.625
URNIETA	492.774	508.122	626.314	635.835	362.338	179.558	140.331	128.211	109.464	68.981
URRETXU	209.087	16.291	16.291	0	216.546	441.356	447.230	460.520	442.401	446.323
ARETXABALETA	89.186	89.077	74.002	68.433	1.077.736	923.080	937.210	953.137	892.640	888.898
LEGAZPI	697.462	495.962	458.975	371.625	411.305	386.628	298.520	236.603	180.964	133.060
ZUMAIA	268.818	268.395	179.087	95.590	67.082	10.670	0	1.131.987	1.099.483	1.038.009
ORDIZIA	665.013	727.657	765.569	819.572	737.282	530.188	448.859	458.702	533.328	452.458
OIARTZUN	1.104.773	1.238.382	1.275.575	1.653.920	1.528.727	1.506.419	1.536.359	1.828.905	1.727.850	1.640.231
ZUMARRAGA	892.128	880.622	892.631	816.140	610.246	289.080	235.749	387.632	371.484	373.008
OÑATI	1.572.007	1.641.497	1.755.498	866.328	784.733	1.036.195	1.033.862	1.051.009	998.380	989.368
AZKOITIA	1.131.235	1.158.348	1.020.452	1.093.395	1.813.396	1.646.030	1.590.919	1.490.904	1.375.678	1.176.075
ELGOIBAR	427.047	423.659	386.396	333.513	120.348	69.949	35.802	36.268	34.745	34.790
BEASAIN	994.952	949.078	1.012.914	930.073	735.309	777.665	740.304	583.824	546.201	549.009
AZPEITIA	759.460	768.632	1.129.265	1.145.295	1.007.311	907.631	952.413	1.052.606	800.829	802.315
ANDOAIN	561.779	505.293	324.852	233.868	185.291	718.375	726.707	726.760	697.251	634.330
BERGARA	2.050.356	2.109.089	2.285.092	2.244.449	2.183.380	1.827.216	1.623.454	1.717.180	1.543.760	1.423.967
PASAIA	1.056.198	1.177.203	1.151.236	1.063.872	1.013.067	1.050.957	902.293	825.173	806.693	831.674
HONDARRIBIA	0	0	0	0	0	0	0	0	0	0
LASARTE-ORIA	945.081	961.715	1.021.532	1.067.736	1.001.363	932.693	715.446	633.645	607.066	608.968
TOLOSA	869.368	1.428.241	1.409.847	1.480.910	1.950.293	1.791.202	1.698.068	1.254.871	1.397.152	1.384.716
HERNANI	1.377.255	1.371.189	863.176	708.020	656.914	597.382	599.431	603.222	587.836	443.742
ARRASATE	2.903.991	2.080.878	1.611.154	1.359.713	1.249.148	1.514.210	1.470.367	1.473.085	1.236.796	1.017.827
ZARAUTZ	1.542.016	1.534.949	1.382.594	1.492.512	2.450.200	2.495.011	2.529.413	2.646.568	2.459.675	2.459.362
EIBAR	1.459.536	1.493.286	1.577.730	1.269.481	996.784	1.159.217	1.350.228	1.363.603	1.306.627	878.681
ERRENTERIA	4.046.485	4.377.349	4.298.293	4.129.137	3.603.913	3.281.014	3.346.751	3.864.717	3.559.946	3.164.457
IRUN	4.016.334	4.430.162	5.060.005	5.079.571	5.474.786	4.882.886	4.961.151	4.996.093	4.721.481	4.726.261
DONOSTIA	21.177.893	16.166.522	17.431.957	18.017.984	24.181.076	20.243.001	21.130.585	21.545.217	21.797.190	22.918.285
GIPUZKOA	**59.094.910**	**55.144.952**	**56.773.086**	**56.208.797**	**62.850.486**	**56.682.313**	**56.930.258**	**58.839.184**	**56.990.230**	**56.093.636**
0-1000	745.617	825.326	892.559	1.012.398	927.748	966.429	1.004.261	1.026.843	919.827	919.731
1.000-5.000	4.698.421	4.796.649	3.680.088	4.053.305	3.901.608	3.187.162	3.363.738	3.455.035	3.141.183	3.095.591
5.000-10.000	5.867.751	6.065.266	7.585.815	7.811.098	8.003.573	7.309.008	6.919.316	8.104.929	8.080.428	7.661.477
10.000-20.000	12.636.868	13.374.564	13.252.891	11.983.598	12.061.650	11.644.375	10.854.448	10.363.094	9.767.077	9.251.963
20.000-100.000	13.968.361	13.916.624	13.929.776	13.330.414	13.774.831	13.332.338	13.657.910	14.344.066	13.284.525	12.246.588
>100.000	21.177.893	16.166.522	17.431.957	18.017.984	24.181.076	20.243.001	21.130.585	21.545.217	21.797.190	22.918.285
GUZTIRA	**59.094.910**	**55.144.952**	**56.773.086**	**56.208.797**	**62.850.486**	**56.682.313**	**56.930.258**	**58.839.184**	**56.990.230**	**56.093.636**

AURREZKI GARBIA
AHORRO NETO

	2003	2004	2005	2006	2007	2008	2009	2010	2011	2012
GAINTZA	29.106	12.985	11.665	9.577	23.301	391	-45.917	15.567	-4.558	17.999
OREXA	28.959	39.139	33.099	-1.837	32.845	80.363	-35.030	15.968	7.571	40.243
BALIARRAIN	66.865	5.904	18.192	54.776	60.982	79.818	59.886	88.655	18.913	87.013
ALTZAGA	38.326	63.098	43.719	73.731	103.932	67.300	13.566	44.030	-28.047	25.157
BEIZAMA	-53.944	115.558	75.152	202.704	-17.986	94.331	18.818	20.429	-8.339	86.374
GAZTELU	5.402	17.222	-13.078	-9.765	9.492	3.477	-35.551	1.796	-13.401	-11.265
ORENDAIN	66.854	63.937	75.531	47.712	-147.179	-14.891	54.042	44.012	-29.585	-29.984
ARAMA	78.372	242.524	128.270	77.753	101.116	119.677	58.471	74.707	106.505	79.822
ELDUAIN	53.907	55.446	53.505	30.696	43.275	108.194	57.309	-19.929	-70.483	58.947
MUTILOA	37.164	346.257	189.270	100.105	143.528	179.436	222.489	316.828	110.037	157.995
LEINTZ-GATZAGA	111.238	184.575	55.607	117.679	95.059	141.105	6.625	79.609	74.001	40.984
LARRAUL	-18.210	74.092	49.994	10.509	-5.980	4.620	-46.586	20.720	4.595	44.848
ZERAIN	57.291	-744	-15.064	-5.152	-13.146	-32.269	-74.886	2.489	41.797	-746
BELAUNTZA	-8.858	-3.929	-48.630	84.053	68.763	117.547	37.875	69.115	19.522	58.755
ALBIZTUR	114.337	132.036	309.747	400.596	218.991	40.173	-60.657	23.954	-15.396	44.368
ABALTZISKETA	81.212	115.054	115.298	88.852	124.869	91.094	138.444	122.489	55.645	87.385
HERNIALDE	60.443	76.405	66.634	75.985	77.320	70.369	23.509	29.881	29.619	106.520
LEABURU	156.631	60.769	-27.846	140.012	28.391	129.640	7.356	55.763	-29.098	112.605
ALKIZA	21.386	-53.653	49.936	39.546	58.407	51.208	9.685	44.019	32.054	60.957
ALTZO	153.852	56.612	174.505	157.624	84.647	245.349	73.149	109.225	18.092	120.356
ADUNA	136.948	123.638	160.843	237.835	169.631	521.810	156.800	44.003	6.506	28.565
IKAZTEGIETA	41.879	750	43.738	-3.188	23.770	-6.477	66.434	177.455	12.643	61.400
GABIRIA	61.822	125.479	20.436	-20.661	134.108	48.956	-30.843	29.934	-11.408	91.495
BIDEGOIAN	129.186	4.602	24.846	41.264	95.135	31.934	-48.204	27.347	3.260	105.726
BERROBI	229.191	174.989	74.816	-35.010	-12.155	97.426	72.337	-86.216	-92.937	95.904
EZKIO-ITSASO	153.109	155.830	139.073	180.708	398.604	149.053	20.504	136.760	206.625	396.795
ERREZIL	60.850	50.477	45.780	69.616	79.861	-37.387	-4.368	8.003	-166	109.880
LIZARTZA	170.355	154.071	86.903	143.770	192.772	35.414	19.913	-30.583	-40.353	52.797
ITSASONDO	103.117	183.192	265.366	199.158	231.158	201.878	58.115	83.722	70.200	113.051
AIZARNAZABAL	182.761	206.172	447.885	220.087	433.237	188.652	49.703	105.908	180.483	198.702
OLABERRIA	244.780	87.419	388.602	529.393	507.852	480.193	288.645	246.835	656.859	1.076.416
AMEZKETA	226.095	188.400	190.906	195.968	281.383	295.239	260.440	223.371	167.100	121.680
BERASTEGI	300.218	239.048	316.425	343.604	313.673	555.565	165.924	145.541	-241.411	173.301
ELGETA	99.867	26.167	274.383	24.302	-18.008	-55.555	-96.230	127.624	230.718	236.464
ORMAIZTEGI	11.353	86.841	70.612	49.183	138.882	148.665	89.934	174.858	146.904	286.221
SEGURA	16.921	50.378	121.724	80.072	230.714	195.211	474.117	2.657	139.220	-47.266
LEGORRETA	187.004	112.972	189.551	397.950	203.415	35.958	39.192	187.761	145.249	133.333
ASTEASU	115.274	-65.864	341.306	362.583	632.126	209.632	530.676	123.538	58.935	397.785
ZALDIBIA	68.577	57.633	213.269	199.985	242.063	262.256	166.418	70.054	63.779	188.825
ZEGAMA	1.986.724	284.774	574.279	392.547	427.131	83.045	19.585	195.369	153.378	261.323
IRURA	246.718	166.750	478.402	88.169	173.569	172.563	266.061	104.555	18.046	293.024
ATAUN	340.369	370.300	361.756	475.878	554.826	343.089	240.706	245.712	135.398	266.348
ALEGIA	170.732	192.803	137.368	395.777	433.970	231.716	269.649	130.387	96.610	343.197
ANOETA	464.400	-191.606	53.528	75.354	31.959	-169.951	-371.405	190.212	350.237	206.027
MENDARO	-61.815	-51.714	358.584	287.845	376.420	286.187	141.560	451.385	325.108	439.548
AIA	303.440	420.066	874.514	627.811	905.990	299.946	385.090	527.491	420.772	685.686
ANTZUOLA	9.045	260.145	-63.394	131.113	5.610	-203.323	-185.429	142.350	217.239	165.969
IDIAZABAL	347.592	389.845	641.535	765.188	680.403	306.903	146.675	527.008	159.987	390.347
GETARIA	260.566	119.755	85.194	120.981	-32.806	-269.024	-481.275	270.953	216.677	99.379
ZIZURKIL	310.286	468.849	387.329	232.122	438.452	263.904	-168.105	-269.857	-455.859	-42.460
ZESTOA	382.339	41.250	661.781	1.341.851	1.207.602	404.433	429.997	542.004	537.004	909.019
SORALUZE	59.711	1.808	522.161	501.914	555.348	80.054	-340.525	-266.897	51	326.686
ESKORIATZA	772.792	-32.754	196.156	443.869	608.151	69.401	-117.369	1.030.974	342.837	730.836
IBARRA	732.425	580.457	1.274.653	629.820	1.145.916	275.060	-175.507	54.237	-23.323	791.857
MUTRIKU	274.657	-61.822	251.539	40.821	224.774	-186.834	-914.968	86.515	24.311	590.691
ASTIGARRAGA	-51.430	148.488	952.722	448.839	68.017	231.824	-454.163	922.923	293.692	1.241.630
DEBA	453.372	279.778	708.472	1.050.053	114.766	175.120	-48.792	148.090	-92.430	604.747
LAZKAO	1.301.421	1.478.454	1.436.701	1.816.875	1.479.665	1.830.136	1.096.868	1.259.419	826.027	1.908.625
ORIO	318.247	1.614.619	714.151	1.680.557	1.164.260	296.650	527.449	-134.274	148.234	351.532
VILLABONA	436.365	200.527	628.413	840.214	1.092.958	687.410	-81.355	974.234	122.343	582.770
LEZO	667.234	384.451	60.023	168.220	1.215.812	-283.221	514.789	676.258	-240.963	689.327
USURBIL	921.246	1.466.188	1.171.806	1.335.471	1.604.175	1.231.638	378.074	673.328	-5.706	872.783
URNIETA	930.072	865.234	1.093.918	1.595.125	1.755.345	1.013.333	655.314	2.186.411	824.700	1.569.107
URRETXU	1.122.578	735.587	2.176.365	1.650.447	1.721.969	810.779	111.231	-130.081	49.611	537.844
ARETXABALETA	1.450.695	1.275.721	1.699.578	2.033.922	4.526.173	1.662.370	-598.834	558.039	-5.674	1.054.684
LEGAZPI	644.578	1.039.398	965.374	1.513.707	1.660.062	1.789.566	2.406.637	-365.173	585.355	1.194.977
ZUMAIA	2.680.923	2.924.605	3.098.748	3.433.891	3.419.696	2.104.356	234.247	714.898	1.064.622	246.357
ORDIZIA	831.576	983.459	1.788.783	1.227.384	1.707.524	1.234.848	171.383	1.183.025	387.855	899.341
OIARTZUN	1.813.095	3.591.965	2.756.372	2.156.816	3.451.304	-212.208	-445.811	412.454	-137.409	2.004.239
ZUMARRAGA	1.700.120	1.121.411	1.752.936	4.771.781	1.471.065	-606.254	-457.328	1.323.719	839.572	1.489.189
OÑATI	3.296.415	2.855.582	3.095.427	4.079.167	3.630.724	2.841.772	2.006.118	1.562.400	1.956.781	1.034.445
AZKOITIA	2.314.455	1.439.267	1.715.000	1.414.009	1.975.535	604.668	-512.412	255.087	111.166	1.443.747
ELGOIBAR	2.935.253	2.085.689	2.543.849	2.634.889	2.418.663	1.484.010	-442.887	1.188.610	1.638.431	2.049.192
BEASAIN	2.657.835	2.321.719	3.409.314	3.244.766	3.831.191	3.389.640	2.208.474	3.125.106	2.337.179	3.569.200
AZPEITIA	4.078.988	3.375.635	3.938.768	4.717.831	6.182.540	3.729.933	3.100.409	3.127.790	2.622.666	4.414.891
ANDOAIN	1.945.422	1.400.333	1.124.210	936.152	1.115.696	-28.562	-742.850	160.797	-458.412	99.473
BERGARA	919.360	1.265.775	1.358.111	1.038.073	1.469.840	1.285.359	-520.719	1.628.459	341.973	2.028.615
PASAIA	1.760.834	1.746.836	1.587.673	876.808	1.822.648	391.179	-2.245.477	2.085.342	-1.023.220	876.739
HONDARRIBIA	5.006.292	6.233.651	5.510.815	6.287.539	8.098.159	6.639.303	3.954.318	5.889.964	4.672.591	5.764.675
LASARTE-ORIA	2.591.749	3.531.772	2.957.660	4.603.085	3.384.405	546.517	-497.708	1.601.280	182.841	1.801.474
TOLOSA	4.788.848	4.225.196	4.073.546	5.437.547	3.768.220	3.831.578	-96.836	1.350.544	2.474.076	2.753.966
HERNANI	3.333.845	3.299.179	2.574.713	2.360.031	2.782.037	3.397.475	160.193	1.788.880	1.665.583	4.665.488
ARRASATE	3.275.734	2.832.643	2.459.606	6.107.295	6.955.050	5.042.501	1.752.644	3.554.929	1.684.377	3.159.760
ZARAUTZ	1.796.707	2.842.923	3.657.166	4.260.748	2.735.098	555.641	-1.370.170	2.085.172	2.084.565	2.460.648
EIBAR	5.954.665	5.823.181	5.098.858	6.991.988	6.420.498	3.249.553	385.162	3.951.082	1.927.592	4.892.436
ERRENTERIA	1.277.485	2.793.011	2.995.190	2.754.284	6.295.841	2.084.869	-360.014	3.217.442	274.426	6.080.634
IRUN	5.569.283	4.816.903	7.263.476	11.081.380	8.391.144	3.351.695	-2.665.800	9.651.110	3.659.296	10.697.910
DONOSTIA	15.484.432	13.682.446	15.337.855	21.862.421	18.984.238	10.380.511	-9.994.791	9.989.736	-10.721.034	9.800.783
GIPUZKOA	**94.427.319**	**91.206.010**	**103.262.954**	**127.874.149**	**129.820.483**	**71.666.509**	**34.212**	**73.537.294**	**24.630.830**	**94.308.114**
0-1000	2.820.429	3.058.306	3.234.699	3.454.096	3.625.984	3.583.622	1.392.074	2.125.865	1.478.255	3.640.745
1.000-5.000	7.347.765	3.614.568	9.275.379	8.457.578	9.255.407	3.525.735	1.429.740	4.707.915	3.037.557	7.235.449
5.000-10.000	13.571.402	16.839.985	18.298.704	20.502.681	25.206.499	12.385.765	3.552.071	9.166.066	3.844.568	14.348.654
10.000-20.000	37.329.416	34.902.045	35.642.021	42.401.679	41.950.724	27.506.617	5.913.295	25.087.978	17.361.228	31.991.095
20.000-100.000	17.873.874	19.108.660	21.474.297	31.195.695	30.797.631	14.284.258	-2.258.177	22.459.735	9.630.256	27.291.389
>100.000	15.484.432	13.682.446	15.337.855	21.862.421	18.984.238	10.380.511	-9.994.791	9.989.736	-10.721.034	9.800.783
GUZTIRA	**94.427.319**	**91.206.010**	**103.262.954**	**127.874.149**	**129.820.483**	**71.666.509**	**34.212**	**73.537.294**	**24.630.830**	**94.308.114**

ZOR BIZIA
DEUDA VIVA

	2004	2005	2006	2007	2008	2009	2010	2011	2012	2013
GAINTZA	141.055	131.130	128.502	171.244	108.196	96.350	83.661	71.039	58.127	44.916
OREXA	90.000	90.000	84.193	78.632	73.094	66.594	59.468	52.404	0	0
BALIARRAIN	208.377	193.485	178.823	164.609	150.208	133.351	115.494	97.721	79.519	60.932
ALTZAGA	98.415	87.088	75.707	64.346	52.698	39.996	26.789	13.475	0	0
BEIZAMA	0	0	0	0	0	0	89.513	152.213	149.150	136.619
GAZTELU	120.202	114.212	237.466	229.854	218.634	200.954	181.494	162.265	142.548	122.150
ORENDAIN	0	0	0	0	0	0	300.000	300.000	300.000	135.314
ARAMA	0	0	0	0	0	0	0	0	0	0
ELDUAIN	0	0	0	87.000	75.000	69.000	63.000	57.000	51.000	45.000
MUTILOA	306.466	273.963	241.497	192.709	159.233	122.204	474.006	435.533	380.940	348.719
LEINTZ-GATZAGA	0	0	0	0	0	0	0	0	0	0
LARRAUL	147.500	137.500	227.500	217.500	206.125	142.757	129.012	115.329	101.539	87.596
ZERAIN	491.782	471.703	427.421	386.316	348.481	316.246	282.085	248.112	212.883	176.656
BELAUNTZA	98.361	202.632	193.109	182.101	166.063	147.309	131.578	117.393	102.777	87.730
ALBIZTUR	0	0	0	0	0	0	0	0	0	60.000
ABALTZISKETA	82.733	76.966	0	65.763	60.187	53.674	46.734	39.831	32.762	92.830
HERNIALDE	52.987	40.190	3.287	13.885	0	0	0	0	0	0
LEABURU	504.577	474.679	440.491	407.471	374.144	334.422	292.542	250.947	208.217	164.573
ALKIZA	0	0	0	0	0	0	0	0	0	0
ALTZO	10.299	6.880	3.886	795	0	0	0	0	0	0
ADUNA	671.877	788.398	763.321	736.168	300.406	279.855	256.725	233.936	510.606	450.241
IKAZTEGIETA	84.263	69.742	0	330.648	330.211	348.858	682.372	540.242	500.977	459.629
GABIRIA	400.000	400.000	400.000	395.455	376.730	352.867	326.693	300.660	274.442	246.791
BIDEGOIAN	210.000	354.741	334.044	313.599	277.040	519.082	475.540	417.635	353.130	286.946
BERROBI	172.790	149.537	520.765	495.368	473.058	372.705	343.225	479.817	444.835	403.429
EZKIO-ITSASO	200.052	178.331	163.995	150.031	135.935	119.779	117.899	0	0	0
ERREZIL	300.112	285.933	695.423	669.011	643.336	592.557	876.325	821.805	860.070	761.099
LIZARTZA	288.695	277.137	263.160	239.598	216.502	193.405	170.309	147.213	124.116	101.020
ITSASONDO	175.973	146.788	121.428	87.462	56.493	37.996	19.088	120.000	120.000	108.307
AIZARNAZABAL	57.105	34.187	11.269	0	1.000.000	992.244	926.964	874.741	822.518	770.294
OLABERRIA	1.057.280	981.049	900.202	814.739	729.277	643.814	858.352	772.889	687.427	189.465
AMEZKETA	150.253	150.253	466.656	457.472	448.226	774.702	738.802	691.585	630.786	567.120
BERASTEGI	150.253	135.228	120.202	105.177	90.152	75.126	60.101	1.019.789	949.595	876.005
ELGETA	705.745	608.172	710.905	664.644	1.189.576	1.123.368	1.027.888	1.175.623	1.048.787	907.069
ORMAIZTEGI	60.975	24.234	300.000	300.000	284.874	265.265	244.283	223.718	202.308	180.197
SEGURA	475.880	421.628	369.033	316.617	762.952	700.371	1.321.962	1.241.364	1.134.078	996.809
LEGORRETA	606.505	575.083	552.792	507.534	616.122	572.091	522.509	466.773	396.073	337.779
ASTEASU	2.153.921	2.099.476	973.601	911.441	849.043	774.540	694.008	1.614.306	1.401.495	1.257.697
ZALDIBIA	545.314	436.440	390.413	344.886	298.319	246.070	191.614	136.995	81.345	53.912
ZEGAMA	168.132	127.697	86.442	44.107	0	0	0	200.000	200.000	0
IRURA	79.559	52.147	33.415	26.607	19.520	11.866	3.985	0	0	0
ATAUN	33.555	0	0	0	0	0	0	840.000	840.000	821.116
ALEGIA	222.893	171.934	474.798	441.171	406.157	345.037	300.313	275.008	248.731	221.539
ANOETA	2.982.361	2.982.361	3.207.361	3.095.220	2.760.822	2.610.662	2.447.829	2.289.674	2.123.552	1.950.555
MENDARO	3.190.616	2.034.114	2.083.491	1.936.461	1.759.524	1.098.951	960.158	822.220	680.800	536.186
AIA	6.969	0	0	0	0	0	0	0	0	0
ANTZUOLA	883.707	991.746	2.176.714	2.122.449	645.823	3.306.818	3.235.456	3.164.285	2.208.746	1.979.297
IDIAZABAL	466.707	385.631	303.616	220.335	133.740	0	1.500.000	1.500.000	900.000	837.618
GETARIA	1.393.371	1.424.466	2.769.143	2.503.155	2.980.668	2.639.622	2.366.367	1.948.177	1.841.967	1.728.686
ZIZURKIL	1.730.920	1.877.868	1.899.157	2.369.505	2.708.595	3.171.352	3.051.061	2.771.792	2.533.326	2.236.762
ZESTOA	2.928.874	2.879.296	2.408.608	1.833.831	2.039.574	2.038.918	2.078.948	1.666.280	1.414.420	1.182.686
SORALUZE	3.116.383	3.210.597	2.927.627	2.650.126	2.346.623	2.632.653	2.305.453	2.002.785	1.829.309	1.494.370
ESKORIATZA	4.526.031	5.678.257	5.671.747	5.114.880	4.554.117	2.506.389	2.263.836	2.022.797	1.773.433	1.517.418
IBARRA	943.019	877.783	785.680	995.000	903.761	795.337	2.530.514	2.444.346	2.355.895	2.265.141
MUTRIKU	4.635.460	5.551.066	5.175.179	6.353.694	6.352.558	6.759.924	6.222.822	5.684.551	5.247.444	4.283.177
ASTIGARRAGA	3.323.133	2.808.805	2.445.361	2.100.842	2.269.493	1.931.513	1.762.021	1.261.461	1.053.473	852.630
DEBA	1.678.812	1.339.996	5.056.028	4.692.956	4.498.589	4.089.432	3.689.878	3.313.452	2.978.653	2.639.612
LAZKAO	1.719.334	1.719.334	1.719.334	1.719.334	1.719.334	1.541.910	1.355.448	0	0	1.250.000
ORIO	0	0	0	0	0	0	0	0	0	0
VILLABONA	2.715.857	3.490.618	3.102.408	3.821.530	3.478.032	3.144.984	3.346.817	3.060.686	2.794.200	2.485.556
LEZO	5.998.033	6.909.924	6.325.049	6.938.277	1.610.377	5.815.064	5.209.438	4.652.656	4.095.097	3.516.805
USURBIL	3.566.225	3.476.138	3.117.536	2.777.859	2.471.088	2.150.735	3.080.392	2.815.103	2.502.199	2.169.417
URNIETA	3.404.342	3.121.836	2.800.985	3.512.148	2.081.444	1.746.293	1.568.973	1.364.134	1.155.538	1.046.762
URRETXU	228.880	32.581	16.291	0	0	1.500.000	3.500.000	3.321.038	2.939.461	2.546.786
ARETXABALETA	353.264	269.787	185.496	116.046	51.050	8.265.644	8.265.644	8.265.655	7.439.090	6.612.524
LEGAZPI	2.848.115	2.213.409	1.775.903	1.382.187	1.073.614	1.844.592	1.555.427	1.350.106	1.142.116	976.660
ZUMAIA	848.498	594.610	337.766	166.895	76.274	10.630	0	1.700.000	4.481.000	3.658.070
ORDIZIA	2.846.352	5.486.391	5.666.054	5.105.105	5.069.150	3.971.508	3.464.108	3.262.483	2.986.607	3.748.234
OIARTZUN	7.651.249	7.707.072	7.037.923	7.448.165	9.217.844	9.041.853	8.806.812	8.565.653	8.044.127	7.176.420
ZUMARRAGA	3.656.256	2.793.809	1.976.950	2.604.432	1.914.668	1.451.057	1.601.625	1.349.739	2.831.798	2.580.753
OÑATI	5.568.941	4.238.413	4.206.802	4.067.553	4.346.043	4.782.024	6.366.107	5.738.037	4.752.227	3.810.915
AZKOITIA	7.664.677	6.923.150	5.874.719	4.989.165	5.623.387	12.847.722	11.072.056	10.257.831	9.031.380	7.791.921
ELGOIBAR	1.641.439	1.242.089	831.208	490.448	174.327	57.755	268.655	264.032	234.024	202.804
BEASAIN	9.371.331	8.928.927	8.545.029	8.155.506	7.885.036	7.347.018	8.700.765	8.218.615	5.814.369	5.290.441
AZPEITIA	4.856.336	6.796.097	6.300.908	10.031.983	9.442.034	8.652.552	7.863.070	7.073.588	6.284.106	5.494.624
ANDOAIN	1.488.197	2.092.693	1.695.688	1.490.793	1.313.837	1.151.495	5.066.168	4.907.145	4.525.130	3.971.947
BERGARA	13.527.564	13.370.607	13.327.474	12.994.832	13.196.388	13.107.253	11.522.695	10.195.878	9.627.009	8.287.795
PASAIA	3.722.570	5.456.025	7.234.698	6.746.999	6.281.712	5.473.706	5.621.027	5.057.379	4.601.256	4.063.964
HONDARRIBIA	0	0	0	0	0	0	0	0	0	0
LASARTE-ORIA	4.748.952	8.518.635	8.065.392	7.616.738	6.919.113	6.105.746	5.249.239	4.598.574	4.021.202	3.428.027
TOLOSA	3.341.570	10.370.012	17.150.647	16.982.683	15.654.172	18.110.456	16.803.889	15.233.057	12.039.250	12.397.828
HERNANI	7.928.656	6.664.282	5.491.880	4.877.341	4.354.875	3.762.585	3.189.153	2.619.794	2.043.103	1.461.045
ARRASATE	6.358.864	10.764.809	9.874.741	8.647.494	7.587.244	6.505.392	8.182.664	7.092.877	5.589.468	4.395.611
ZARAUTZ	15.990.705	14.536.551	11.533.941	12.343.494	11.615.594	21.374.697	23.519.690	21.975.345	20.445.547	18.157.473
EIBAR	5.818.756	5.722.457	4.957.886	4.331.445	4.337.831	3.501.623	6.788.564	8.438.769	7.822.974	6.742.944
ERRENTERIA	26.727.439	26.253.833	27.092.324	28.220.178	25.665.963	23.010.787	20.159.389	18.948.556	19.244.652	15.960.920
IRUN	42.592.023	44.649.724	46.278.182	51.035.013	48.392.100	52.357.478	48.630.663	44.603.841	40.343.226	35.890.711
DONOSTIA	105.940.237	124.448.438	114.524.314	132.807.136	195.468.512	192.976.083	204.987.162	203.484.546	199.290.936	198.153.624
GIPUZKOA	**346.254.914**	**381.602.805**	**374.922.257**	**398.023.193**	**442.470.918**	**466.254.666**	**482.594.316**	**464.014.298**	**436.712.891**	**408.334.220**
0-1000	6.121.155	6.116.527	6.953.417	6.951.776	6.979.275	6.950.722	8.067.670	7.513.785	7.148.368	5.907.377
1.000-5.000	35.330.284	35.354.030	35.865.286	26.503.146	25.349.961	24.914.434	27.106.286	27.825.931	24.163.860	21.380.841
5.000-10.000	33.858.960	36.361.697	37.140.772	46.135.038	39.968.846	51.814.082	51.827.780	48.616.979	46.859.003	42.962.654
10.000-20.000	67.516.490	77.394.739	80.701.394	81.048.473	77.105.593	82.849.369	83.324.449	75.513.668	65.804.856	58.782.065
20.000-100.000	97.487.787	101.927.375	99.737.075	104.577.624	97.598.732	106.749.976	107.280.969	101.059.389	93.445.868	81.147.658
>100.000	105.940.237	124.448.438	114.524.314	132.807.136	195.468.512	192.976.083	204.987.162	203.484.546	199.290.936	198.153.624
GUZTIRA	**346.254.914**	**381.602.805**	**374.922.257**	**398.023.193**	**442.470.918**	**466.254.666**	**482.594.316**	**464.014.298**	**436.712.891**	**408.334.220**

LANGILERIAREN GASTUAK
GASTOS DE PERSONAL

	2003	2004	2005	2006	2007	2008	2009	2010	2011	2012
GAINTZA	75.444	83.093	85.029	95.985	94.583	101.126	108.933	104.008	103.859	85.232
OREXA	36.212	52.167	33.046	41.644	51.173	55.436	59.252	57.979	44.858	44.513
BALIARRAIN	55.503	55.610	56.768	55.452	53.964	66.623	75.407	92.483	110.206	79.301
ALTZAGA	50.151	50.642	62.427	68.898	69.419	64.370	73.596	81.588	73.306	72.145
BEIZAMA	51.099	46.396	36.973	42.215	71.612	106.847	113.164	85.165	89.968	85.475
GAZTELU	56.612	76.690	79.051	58.066	93.647	69.722	66.783	64.784	77.692	72.976
ORENDAIN	54.726	64.601	64.137	67.172	79.817	68.718	67.452	61.527	88.023	110.183
ARAMA	71.104	64.366	79.117	98.062	107.342	120.704	136.463	145.148	108.410	148.935
ELDUAIN	77.305	78.968	93.168	94.860	94.810	98.561	104.907	106.657	115.496	115.642
MUTILOA	37.208	44.891	54.496	68.362	69.387	81.103	79.564	114.398	93.764	90.573
LEINTZ-GATZAGA	85.032	88.372	96.013	99.082	103.337	103.099	105.922	110.597	105.365	118.711
LARRAUL	59.417	71.297	84.912	77.699	79.095	77.825	84.770	100.586	83.857	74.977
ZERAIN	63.385	73.242	95.316	103.742	137.899	129.948	117.065	128.610	105.084	96.037
BELAUNTZA	190.506	154.625	163.537	177.559	152.170	121.085	137.806	150.514	138.421	125.176
ALBIZTUR	63.887	62.021	78.773	116.857	141.895	157.820	164.538	152.945	149.447	145.347
ABALTZISKETA	102.485	106.106	111.264	121.577	134.212	147.192	154.869	177.652	150.441	167.888
HERNIALDE	71.903	77.630	66.529	70.296	84.313	115.780	126.587	153.020	165.107	113.079
LEABURU	127.616	136.671	161.182	142.175	148.915	124.567	126.065	133.172	163.573	157.863
ALKIZA	62.055	76.839	114.133	111.927	113.730	112.643	124.260	135.547	137.224	118.420
ALTZO	159.824	174.937	170.196	166.221	152.999	164.699	169.944	169.374	171.187	181.893
ADUNA	148.037	167.577	191.801	195.925	202.052	236.530	237.229	225.955	220.642	206.414
IKAZTEGIETA	135.221	167.698	174.109	175.930	189.604	196.277	192.864	187.876	183.229	180.349
GABIRIA	87.487	87.098	98.981	106.210	109.821	115.188	120.120	122.517	145.827	121.143
BIDEGOIAN	103.138	117.882	123.165	120.236	123.381	141.316	137.780	143.652	149.168	129.595
BERROBI	146.575	158.751	169.514	170.529	206.034	190.865	182.824	177.564	151.303	152.647
EZKIO-ITSASO	202.394	221.191	249.161	251.387	254.642	273.893	297.687	309.087	284.011	260.033
ERREZIL	170.517	180.941	173.890	182.920	199.188	218.233	220.034	217.807	199.336	190.806
LIZARTZA	177.801	177.565	189.133	204.741	239.765	240.355	239.363	248.552	194.558	184.783
ITSASONDO	122.294	127.620	138.272	157.122	183.834	172.501	209.523	230.457	202.764	227.032
AIZARNAZABAL	233.508	233.885	244.727	286.886	316.496	318.377	340.150	346.675	374.649	404.421
OLABERRIA	390.724	371.818	390.641	379.126	409.774	439.061	423.516	403.095	443.681	453.134
AMEZKETA	223.474	210.894	224.319	234.548	241.296	259.186	261.869	264.108	275.794	297.258
BERASTEGI	157.956	169.842	170.492	174.245	196.727	220.956	199.066	242.103	234.929	263.336
ELGETA	371.728	398.125	442.037	513.893	488.136	455.464	471.298	488.102	445.980	381.613
ORMAIZTEGI	196.121	202.474	225.320	238.688	190.890	213.230	261.748	261.799	221.022	235.506
SEGURA	223.844	245.790	229.681	240.726	262.184	273.131	328.015	316.202	323.778	266.726
LEGORRETA	274.011	296.804	307.403	371.227	343.304	409.728	435.423	418.152	417.641	420.987
ASTEASU	357.878	372.968	373.031	427.712	445.784	480.114	534.270	527.239	524.084	503.986
ZALDIBIA	480.785	514.358	498.835	524.248	533.705	559.091	625.066	611.046	615.096	613.416
ZEGAMA	285.779	286.829	311.598	296.719	311.114	340.494	367.728	382.987	349.496	322.388
IRURA	432.198	442.923	440.755	508.791	593.326	601.134	734.718	717.212	706.905	655.836
ATAUN	185.331	203.911	261.709	224.445	236.433	253.366	257.046	236.769	267.154	274.431
ALEGIA	316.441	334.257	370.961	382.205	410.264	476.443	515.231	536.725	536.016	502.727
ANOETA	490.304	522.539	517.059	576.530	650.326	790.655	768.250	733.755	691.569	682.187
MENDARO	355.599	394.230	372.691	409.386	394.754	420.595	464.983	436.356	446.980	477.770
AIA	485.708	517.811	620.303	654.246	658.651	717.183	753.731	764.204	776.294	696.547
ANTZUOLA	581.501	642.624	661.204	673.726	698.820	656.038	645.181	647.312	686.983	644.979
IDIAZABAL	414.974	462.430	502.599	544.252	599.169	597.701	664.181	700.881	701.103	666.602
GETARIA	654.200	658.164	697.031	805.974	892.211	997.021	1.027.710	1.076.460	1.206.283	864.228
ZIZURKIL	792.004	887.764	964.210	963.151	1.222.583	1.176.424	1.114.362	1.122.663	1.123.210	1.080.897
ZESTOA	996.003	1.076.102	1.170.070	1.186.537	1.327.538	1.486.827	1.524.466	1.511.653	1.523.425	1.431.659
SORALUZE	990.746	1.018.980	1.073.047	1.208.514	1.274.527	1.213.626	1.337.665	1.420.193	1.238.279	1.182.041
ESKORIATZA	813.520	880.358	981.580	1.123.244	1.192.148	1.249.402	1.342.415	1.388.821	1.414.593	1.377.432
IBARRA	885.781	924.982	979.254	1.145.148	1.157.697	1.238.648	1.369.859	1.270.517	1.268.895	1.248.350
MUTRIKU	1.299.313	1.384.377	1.415.354	1.475.131	1.432.245	1.509.132	1.616.436	1.639.649	1.439.446	1.347.149
ASTIGARRAGA	1.120.083	1.134.636	1.159.941	1.225.976	1.356.488	1.653.425	1.802.186	1.764.873	1.610.053	1.543.822
DEBA	1.901.839	1.980.794	2.033.803	2.111.375	2.292.085	2.285.441	2.331.279	2.373.208	2.257.745	2.081.031
LAZKAO	881.770	932.037	997.821	962.230	1.002.375	1.134.653	1.227.426	1.215.143	1.330.154	1.268.002
ORIO	1.770.324	1.781.084	1.882.183	2.009.391	1.998.842	2.337.692	2.507.385	2.492.811	2.513.634	2.529.538
VILLABONA	1.457.645	1.537.525	1.592.264	1.552.933	1.711.303	1.796.466	1.922.571	1.919.783	1.879.745	1.724.376
LEZO	2.031.270	2.166.997	2.328.234	2.388.923	2.610.645	2.573.678	2.881.810	2.674.603	2.834.094	2.572.235
USURBIL	2.312.970	2.579.904	2.676.308	2.891.803	2.970.686	3.183.778	3.518.337	3.628.427	3.386.694	3.294.456
URNIETA	1.140.933	1.172.618	1.322.190	1.331.499	1.481.213	1.447.196	1.581.264	1.679.306	1.571.908	1.554.563
URRETXU	1.113.685	1.211.764	1.233.467	1.592.762	1.521.098	1.876.063	1.775.906	1.898.065	1.891.454	1.814.213
ARETXABALETA	1.199.450	1.275.553	1.481.676	1.641.627	1.709.642	1.772.787	1.904.025	2.007.574	2.022.909	1.773.158
LEGAZPI	2.287.520	2.301.401	2.460.109	2.557.448	2.734.559	2.811.688	2.989.714	3.081.271	3.244.725	3.031.075
ZUMAIA	1.556.701	1.712.397	1.902.904	1.910.370	1.907.850	2.215.683	2.583.513	2.991.433	2.809.129	2.685.600
ORDIZIA	3.101.712	3.260.796	3.239.341	3.289.831	3.495.731	3.937.270	4.122.948	4.397.032	4.118.559	4.255.901
OIARTZUN	2.697.262	2.889.223	3.032.417	3.289.238	3.338.511	3.746.082	3.827.388	3.662.580	3.785.584	3.584.880
ZUMARRAGA	2.463.192	2.915.417	3.021.533	3.443.255	3.610.260	4.468.377	3.669.769	3.452.357	3.747.058	3.237.953
OÑATI	2.814.756	3.068.426	2.964.306	3.077.137	3.095.494	3.767.642	4.253.739	4.394.034	4.172.671	4.475.281
AZKOITIA	1.822.044	2.066.215	2.527.895	2.769.391	2.901.774	3.357.656	3.345.997	3.332.575	3.169.328	3.083.467
ELGOIBAR	2.512.954	2.628.982	2.813.332	2.956.505	3.219.098	3.464.936	4.046.226	4.003.918	3.956.738	3.681.285
BEASAIN	2.965.586	3.033.045	3.565.388	3.673.941	3.721.778	4.124.073	4.506.937	4.315.728	4.129.408	3.763.430
AZPEITIA	4.279.073	4.373.010	4.803.465	5.047.832	5.519.117	5.602.610	5.754.538	6.134.287	5.917.163	5.175.317
ANDOAIN	5.387.549	5.961.903	5.969.133	6.887.610	7.806.015	8.071.505	8.791.268	8.652.334	7.879.638	7.472.311
BERGARA	5.329.837	5.286.962	5.563.770	6.011.581	6.440.932	7.034.326	7.712.597	8.001.773	7.954.901	7.697.392
PASAIA	6.493.538	6.833.296	7.332.596	7.626.789	7.509.544	8.003.489	8.377.060	8.195.994	8.070.918	7.562.216
HONDARRIBIA	3.950.254	4.067.897	4.369.792	4.647.523	4.815.219	5.400.684	5.646.927	6.154.669	5.634.805	5.026.983
LASARTE-ORIA	6.088.191	5.833.034	5.659.251	5.878.826	6.108.727	6.999.860	7.065.264	7.289.155	6.462.534	6.469.828
TOLOSA	6.550.304	6.576.453	6.842.190	7.407.498	8.119.222	8.892.379	9.303.411	9.189.990	9.368.623	8.911.269
HERNANI	7.762.909	8.348.663	8.754.308	9.536.339	10.558.898	10.939.725	11.436.156	12.079.453	11.158.039	10.485.066
ARRASATE	6.953.906	7.352.458	7.988.324	8.449.066	8.950.289	9.549.614	10.273.078	10.717.723	10.850.745	10.113.095
ZARAUTZ	6.157.742	6.300.814	6.974.164	7.352.545	7.826.856	9.149.850	9.643.325	9.867.401	9.541.263	8.768.078
EIBAR	11.532.864	12.362.768	12.799.045	12.990.438	14.474.698	14.629.653	15.941.895	15.501.261	14.790.882	13.035.684
ERRENTERIA	15.006.960	15.161.070	16.007.925	16.461.787	16.875.459	17.553.475	18.271.449	18.046.887	17.662.397	13.600.104
IRUN	17.839.070	18.744.932	19.666.434	19.269.050	23.111.085	24.925.077	24.538.817	24.200.345	23.540.818	21.116.277
DONOSTIA	66.338.537	66.556.754	68.893.203	74.023.232	78.477.294	75.897.579	81.364.735	83.896.827	83.150.848	80.873.407
GIPUZKOA	**222.556.797**	**230.109.551**	**241.598.711**	**255.277.900**	**273.495.531**	**285.830.467**	**301.338.092**	**305.866.717**	**298.674.576**	**279.414.067**
0-1000	3.692.643	3.862.082	4.153.781	4.343.412	4.710.207	4.889.650	5.060.306	5.203.098	5.100.254	5.011.982
1.000-5.000	13.161.806	13.973.277	14.746.163	15.894.714	14.080.290	14.827.272	15.742.411	15.811.151	15.719.715	14.793.644
5.000-10.000	23.453.082	24.802.093	26.182.714	27.529.429	31.563.273	34.281.034	36.592.186	37.425.758	36.695.831	35.059.999
10.000-20.000	58.420.187	60.993.303	64.186.958	68.964.227	73.426.079	80.127.263	83.909.889	85.196.266	81.621.823	77.041.798
20.000-100.000	57.490.542	59.922.042	63.435.893	64.522.886	71.238.387	75.807.668	78.668.565	78.333.616	76.386.104	66.633.237
>100.000	66.338.537	66.556.754	68.893.203	74.023.232	78.477.294	75.897.579	81.364.735	83.896.827	83.150.848	80.873.407
GUZTIRA	**222.556.797**	**230.109.551**	**241.598.711**	**255.277.900**	**273.495.531**	**285.830.467**	**301.338.092**	**305.866.717**	**298.674.576**	**279.414.067**

AZPIKONTRATAZIOAK
SUBCONTRATACIONES

	2003	2004	2005	2006	2007	2008	2009	2010	2011	2012
GAINTZA	6.961	5.389	12.818	6.036	6.362	5.856	8.445	7.934	8.284	7.381
OREXA	5.392	12.791	6.110	7.159	7.876	1.476	4.761	7.343	12.340	10.060
BALIARRAIN	9.898	23.677	10.926	15.751	30.036	14.857	10.642	12.491	12.031	12.599
ALTZAGA	19.891	29.124	13.975	22.801	19.367	32.807	30.464	36.834	50.221	32.869
BEIZAMA	67.447	40.966	8.897	31.954	66.433	56.784	73.167	74.256	83.195	78.341
GAZTELU	10.819	19.450	14.709	24.171	16.777	10.092	6.832	15.165	24.914	34.632
ORENDAIN	15.873	13.316	18.569	29.401	26.636	31.607	33.084	21.833	31.594	23.470
ARAMA	23.505	65.582	28.477	19.069	20.750	29.886	13.409	18.791	37.413	35.784
ELDUAIN	10.454	29.528	8.996	18.151	23.377	13.947	20.056	31.268	42.176	41.491
MUTILOA	33.923	66.362	78.995	78.272	98.731	83.908	85.101	87.764	84.090	85.294
LEINTZ-GATZAGA	50.332	64.316	69.723	81.784	92.140	100.176	94.384	71.385	78.473	74.011
LARRAUL	14.772	51.676	28.881	24.567	25.153	11.834	13.725	9.534	10.086	6.833
ZERAIN	21.468	40.311	45.553	34.657	47.246	68.997	69.725	49.933	66.713	66.625
BELAUNTZA	30.337	35.636	44.383	28.873	26.794	17.064	19.206	20.626	22.732	20.956
ALBIZTUR	16.280	19.606	32.256	45.997	19.551	19.345	23.868	25.785	18.143	18.612
ABALTZISKETA	28.047	24.031	37.522	40.231	38.447	21.153	11.374	9.431	8.998	9.161
HERNIALDE	20.559	18.076	18.511	21.504	24.930	17.450	26.025	31.283	22.921	24.734
LEABURU	15.423	47.663	36.179	46.616	41.879	27.701	24.437	21.291	25.798	29.395
ALKIZA	39.830	79.579	36.140	23.892	21.416	11.691	15.996	11.426	8.591	6.979
ALTZO	36.390	35.754	37.639	33.095	40.137	22.680	35.344	26.247	25.114	29.927
ADUNA	58.487	57.844	51.018	43.419	48.346	57.442	104.192	90.095	95.605	92.012
IKAZTEGIETA	59.527	59.009	72.229	96.589	103.079	114.881	120.523	109.853	125.310	137.308
GABIRIA	17.858	26.661	62.566	70.115	57.586	93.280	84.915	83.463	77.848	82.652
BIDEGOIAN	19.172	17.229	66.014	71.819	77.666	130.473	99.365	110.283	111.376	121.446
BERROBI	71.444	58.974	76.641	118.233	55.894	117.247	116.671	164.360	113.033	140.667
EZKIO-ITSASO	128.133	130.436	143.247	134.632	177.163	199.783	235.071	185.528	192.090	140.293
ERREZIL	39.866	61.353	151.781	151.634	162.675	165.567	163.085	158.103	147.184	116.045
LIZARTZA	16.756	67.379	60.380	58.468	33.163	39.380	37.366	49.092	45.300	46.688
ITSASONDO	27.727	13.541	44.137	37.253	28.636	53.053	38.758	44.436	46.115	33.557
AIZARNAZABAL	6.407	11.651	8.916	10.908	12.379	14.572	12.625	11.004	23.871	17.597
OLABERRIA	81.117	82.474	88.596	114.658	127.672	170.437	177.201	212.184	218.729	229.248
AMEZKETA	41.054	45.317	22.130	36.624	44.566	11.613	24.691	25.974	34.373	38.014
BERASTEGI	28.268	42.967	43.520	50.202	88.067	150.266	169.901	143.491	158.719	194.375
ELGETA	56.385	127.610	157.763	171.359	193.312	225.666	229.323	250.885	199.024	266.441
ORMAIZTEGI	314.931	308.206	305.998	331.574	349.232	372.557	346.759	302.731	345.657	357.906
SEGURA	152.383	241.024	296.533	298.669	314.369	339.585	329.963	312.373	270.485	275.043
LEGORRETA	153.414	181.236	236.733	226.933	212.327	226.573	236.770	197.677	159.553	146.834
ASTEASU	139.200	237.857	194.419	145.917	183.600	142.090	131.080	140.782	151.410	183.112
ZALDIBIA	0	0	0	0	0	0	0	0	0	0
ZEGAMA	101.235	105.295	97.390	143.467	170.745	196.990	197.305	189.381	234.156	223.771
IRURA	63.795	77.801	122.687	148.385	155.311	129.464	108.079	130.810	111.686	93.130
ATAUN	143.261	190.999	257.490	265.580	285.176	344.431	347.727	386.575	347.450	331.869
ALEGIA	241.348	294.490	307.095	384.734	380.519	330.905	315.831	307.915	331.677	272.555
ANOETA	154.107	235.338	235.223	216.643	259.793	254.024	239.789	195.662	173.523	145.813
MENDARO	130.006	236.430	283.872	325.724	449.372	547.382	626.942	675.131	692.593	664.236
AIA	137.595	203.326	184.396	213.657	227.251	270.663	269.413	260.539	257.818	246.984
ANTZUOLA	195.520	257.814	309.833	268.079	270.802	338.081	421.795	302.491	255.495	314.163
IDIAZABAL	0	0	583.202	566.639	568.711	644.667	661.370	652.595	825.536	958.662
GETARIA	305.672	320.986	350.834	411.222	546.161	672.339	758.140	593.075	615.161	664.664
ZIZURKIL	170.874	197.035	226.170	240.100	288.276	229.693	191.765	193.008	149.025	114.393
ZESTOA	294.220	423.767	405.406	482.039	520.224	680.082	691.179	720.705	807.370	766.040
SORALUZE	179.225	295.429	324.138	201.588	267.195	368.350	928.520	1.081.649	961.814	960.503
ESKORIATZA	610.843	740.145	826.257	1.074.736	1.115.347	1.100.476	1.227.607	1.250.090	1.301.992	1.298.806
IBARRA	549.818	792.216	915.549	979.491	1.140.530	887.778	1.021.140	1.071.946	1.222.614	1.151.486
MUTRIKU	367.076	352.836	386.545	445.771	481.484	1.367.635	1.546.500	1.539.751	1.476.554	1.411.750
ASTIGARRAGA	999.533	939.722	1.154.762	1.519.826	1.675.457	1.699.864	1.550.079	1.441.040	1.993.128	1.446.596
DEBA	1.447.059	1.463.982	1.819.620	1.840.745	1.778.779	1.850.136	2.100.287	2.066.987	2.082.071	2.147.052
LAZKAO	821.498	1.069.129	1.335.833	1.515.571	1.604.397	1.703.895	1.789.590	1.795.580	1.739.279	1.576.726
ORIO	546.430	576.016	487.942	579.359	778.434	716.849	703.427	815.348	772.011	802.128
VILLABONA	788.984	1.174.037	1.242.148	1.407.182	1.377.566	1.420.892	1.479.403	1.538.315	2.039.881	2.147.445
LEZO	765.624	929.575	1.039.949	1.137.020	1.281.635	1.666.936	1.536.860	1.489.389	1.787.208	1.636.528
USURBIL	317.098	763.251	920.574	1.200.000	1.499.070	1.641.056	1.886.620	2.419.118	2.827.512	2.075.448
URNIETA	776.155	781.814	878.487	932.781	1.027.350	1.231.689	1.371.814	1.594.031	1.475.242	1.516.507
URRETXU	1.200.786	1.387.536	1.552.756	1.692.882	1.483.803	1.764.956	2.382.323	2.592.044	2.128.565	2.182.132
ARETXABALETA	1.126.937	1.367.282	1.469.897	1.605.832	1.858.339	2.300.517	2.743.050	2.602.685	2.696.735	2.519.147
LEGAZPI	1.184.208	1.416.295	1.481.039	1.594.267	1.995.673	2.197.676	2.413.340	2.516.746	2.740.309	2.390.029
ZUMAIA	1.536.960	1.724.358	1.950.783	2.087.480	2.448.128	3.157.301	3.723.591	3.656.278	3.750.615	3.893.800
ORDIZIA	1.302.412	1.501.713	1.583.833	1.665.272	1.759.296	1.952.562	2.184.702	2.606.356	2.759.542	2.732.651
OIARTZUN	743.886	777.484	935.750	1.312.575	1.508.408	1.965.349	2.084.615	2.542.996	2.768.951	2.605.909
ZUMARRAGA	1.561.742	1.794.124	2.238.413	2.358.785	2.533.031	2.508.671	2.619.418	2.892.483	3.032.388	2.918.875
OÑATI	2.588.659	2.748.129	3.021.882	3.416.297	2.548.620	4.561.569	4.567.244	4.541.527	4.856.731	4.944.637
AZKOITIA	1.775.100	2.316.908	3.795.815	4.811.930	4.962.311	5.623.090	5.865.371	5.741.799	5.877.738	5.414.615
ELGOIBAR	2.435.756	2.747.333	2.879.539	3.640.855	3.976.473	4.571.287	5.075.162	4.786.026	4.829.161	4.969.403
BEASAIN	2.122.678	2.332.377	2.279.582	2.133.779	1.880.230	2.252.350	2.671.324	2.714.259	2.749.992	2.896.816
AZPEITIA	1.453.611	1.752.962	1.778.675	1.907.879	2.170.031	2.321.882	2.440.056	2.571.499	2.714.400	2.803.692
ANDOAIN	2.988.183	3.275.614	2.409.001	2.773.873	3.647.684	6.319.905	6.662.841	6.612.947	7.660.081	7.853.886
BERGARA	3.905.554	4.218.613	4.943.700	5.170.562	5.567.195	6.461.803	6.732.081	6.150.403	5.566.814	5.741.979
PASAIA	2.020.438	2.429.874	2.671.140	3.583.354	4.915.953	5.500.146	5.932.438	5.907.300	5.923.689	6.077.168
HONDARRIBIA	1.746.532	1.808.223	2.014.299	2.214.888	2.458.289	2.424.965	3.227.748	3.019.663	3.204.923	2.955.219
LASARTE-ORIA	3.388.266	3.757.694	4.188.232	4.950.868	5.308.134	6.026.161	7.184.174	7.753.430	7.413.949	7.128.336
TOLOSA	4.361.224	5.873.503	6.939.713	7.062.344	6.714.530	6.999.373	7.514.075	8.923.226	8.810.588	8.556.518
HERNANI	3.541.119	4.306.909	4.702.558	5.487.121	6.195.123	6.680.657	6.828.485	6.664.008	8.077.751	7.739.689
ARRASATE	4.227.469	4.616.706	4.830.019	4.992.518	5.305.445	5.533.253	5.880.184	5.948.944	6.661.376	6.792.965
ZARAUTZ	3.882.805	3.916.638	5.013.977	4.902.426	6.130.491	6.430.627	6.343.699	6.992.785	6.881.707	7.138.477
EIBAR	2.391.429	2.971.729	2.796.866	2.907.748	3.437.693	3.517.734	3.997.105	4.145.608	4.401.262	4.198.869
ERRENTERIA	6.725.264	7.472.556	8.170.423	9.025.661	9.845.201	10.836.524	11.430.544	12.311.008	12.631.413	10.050.767
IRUN	6.417.992	7.040.990	8.535.169	9.031.148	10.035.028	12.316.823	13.419.098	11.783.646	12.318.244	10.025.342
DONOSTIA	40.387.409	38.002.358	43.376.153	56.405.093	67.010.879	56.003.225	64.748.095	57.738.839	64.302.876	63.304.593
GIPUZKOA	**117.013.130**	**126.472.938**	**142.926.498**	**166.038.759**	**186.809.343**	**193.746.460**	**213.920.250**	**209.610.566**	**222.430.106**	**214.071.160**
0-1000	1.045.151	1.354.699	1.436.914	1.578.332	1.622.861	1.767.040	1.834.509	1.834.993	1.904.660	1.844.682
1.000-5.000	5.488.711	6.802.528	8.205.816	9.112.332	7.986.321	8.452.060	9.450.399	9.359.509	9.572.758	9.630.785
5.000-10.000	12.558.037	14.932.472	16.698.612	18.570.965	22.557.819	26.637.314	29.496.199	31.216.664	33.037.605	31.083.849
10.000-20.000	33.888.862	39.362.264	43.862.549	49.512.536	52.877.605	62.251.861	67.320.417	68.278.570	70.718.206	70.000.832
20.000-100.000	23.644.959	26.018.618	29.346.455	30.859.502	34.753.858	38.634.960	41.070.631	41.181.991	42.894.002	38.206.420
>100.000	40.387.409	38.002.358	43.376.153	56.405.093	67.010.879	56.003.225	64.748.095	57.738.839	64.302.876	63.304.593
GUZTIRA	**117.013.130**	**126.472.938**	**142.926.498**	**166.038.759**	**186.809.343**	**193.746.460**	**213.920.250**	**209.610.566**	**222.430.106**	**214.071.160**

BESTEEI EMANDAKO DIRU LAGUNTZAK
SUBVENCIONES CONCEDIDAS

	2003	2004	2005	2006	2007	2008	2009	2010	2011	2012
GAINTZA	6.856	8.563	8.646	10.800	11.355	6.620	6.799	4.529	4.068	4.089
OREXA	4.522	894	1.327	761	506	596	120	1.200	100	550
BALIARRAIN	42.202	20.905	25.388	12.906	14.962	14.578	15.715	18.281	14.237	9.936
ALTZAGA	829	90	378	672	2.030	1.254	1.161	1.410	852	1.066
BEIZAMA	0	1.418	964	4.477	607	1.501	4.283	4.894	12.125	2.644
GAZTELU	1.600	300	0	0	0	0	1.830	0	0	0
ORENDAIN	20.471	20.308	29.445	25.293	20.071	24.482	18.547	25.718	8.924	27.265
ARAMA	12.688	12.606	11.986	12.878	35.868	20.195	17.254	15.577	10.643	3.304
ELDUAIN	18.246	3.667	4.658	4.657	4.546	4.264	3.770	6.080	7.692	2.100
MUTILOA	17.692	1.225	4.730	4.772	11.401	6.677	8.982	13.097	12.228	9.185
LEINTZ-GATZAGA	14.997	16.555	21.782	74.868	9.989	16.118	5.577	8.453	9.876	10.861
LARRAUL	3.791	1.522	106	972	2.631	3.308	195	197	709	1.068
ZERAIN	43.509	25.240	18.311	16.949	14.137	32.012	24.277	15.006	18.989	13.050
BELAUNTZA	6.691	16.160	5.778	5.513	6.510	5.621	4.376	4.578	4.185	2.803
ALBIZTUR	1.095	1.224	1.284	1.239	1.776	1.200	1.482	1.422	63.490	50.746
ABALTZISKETA	10.203	9.766	21.030	10.894	15.403	12.946	20.894	25.052	21.674	14.270
HERNIALDE	11.973	6.950	9.333	10.091	643	3.082	4.743	3.496	2.496	1.875
LEABURU	13.960	7.246	5.749	7.743	13.810	11.290	10.683	3.118	3.300	4.594
ALKIZA	7.762	6.321	4.984	7.687	8.706	10.452	6.927	12.521	10.448	8.633
ALTZO	15.922	13.437	15.900	15.040	18.312	21.830	20.977	22.080	19.754	19.206
ADUNA	6.107	4.030	3.775	6.751	7.600	9.716	15.352	25.060	24.600	22.047
IKAZTEGIETA	43.658	64.263	47.722	33.598	36.766	41.700	30.942	16.593	16.474	13.726
GABIRIA	33.786	27.494	31.590	40.638	31.682	37.405	42.069	35.069	40.072	36.951
BIDEGOIAN	20.784	31.437	28.281	30.501	29.023	30.746	35.042	35.187	32.200	24.210
BERROBI	17.023	39.202	21.326	40.803	52.992	27.242	48.867	49.758	13.733	42.405
EZKIO-ITSASO	32.861	43.078	71.937	43.360	42.169	43.956	40.403	45.405	46.214	50.107
ERREZIL	41.861	20.223	23.405	16.056	10.633	21.409	7.256	9.249	8.240	8.927
LIZARTZA	10.289	12.364	12.863	7.151	6.005	100	0	4.889	849	12.881
ITSASONDO	20.275	23.598	22.714	28.507	39.572	39.611	32.117	34.645	22.983	24.724
AIZARNAZABAL	50.883	42.556	52.085	55.823	55.937	53.654	61.572	57.686	53.306	55.270
OLABERRIA	74.327	97.627	102.181	104.308	99.609	98.601	91.652	90.398	85.809	81.571
AMEZKETA	40.412	38.927	45.049	56.217	66.094	61.016	54.731	63.138	69.249	69.610
BERASTEGI	4.621	11.472	14.200	19.770	21.483	19.630	20.420	34.235	50.690	13.706
ELGETA	82.238	35.286	25.499	57.548	43.846	22.716	37.770	21.120	22.492	18.126
ORMAIZTEGI	64.372	58.370	80.981	98.517	93.143	117.807	114.776	108.052	109.490	108.441
SEGURA	60.355	45.070	58.721	46.961	55.060	62.484	79.909	76.292	69.263	65.912
LEGORRETA	53.366	62.834	72.269	87.539	107.721	103.977	137.019	128.482	96.454	162.894
ASTEASU	65.430	43.263	38.919	108.052	74.133	131.737	101.720	106.842	52.837	51.177
ZALDIBIA	57.704	59.854	61.931	89.427	75.520	77.067	91.037	95.026	73.573	71.128
ZEGAMA	128.713	176.564	243.227	286.071	298.176	293.906	309.980	331.310	348.300	380.628
IRURA	32.833	30.588	37.485	46.432	36.939	52.401	53.033	46.402	38.005	35.691
ATAUN	73.012	64.844	87.345	97.094	136.713	168.960	149.430	121.443	98.244	87.207
ALEGIA	76.529	62.506	77.032	89.520	92.686	92.872	103.049	84.023	38.930	44.552
ANOETA	62.921	57.764	58.146	65.182	63.815	113.208	290.112	199.219	224.004	233.314
MENDARO	64.243	78.241	75.169	46.004	56.288	84.203	81.248	68.606	51.462	48.707
AIA	93.221	86.994	107.408	120.623	86.502	107.730	112.386	98.415	87.289	119.797
ANTZUOLA	93.060	85.578	101.071	85.505	92.246	80.129	74.419	43.045	40.003	38.896
IDIAZABAL	92.647	100.594	89.141	135.943	160.933	157.760	161.324	150.524	151.054	132.178
GETARIA	137.256	165.687	209.609	225.240	235.142	253.468	283.788	283.848	323.199	312.744
ZIZURKIL	234.922	200.336	199.246	225.398	243.139	256.093	244.393	243.244	226.350	188.612
ZESTOA	227.173	247.890	222.926	267.313	287.308	302.497	267.502	266.772	250.081	238.238
SORALUZE	212.184	252.728	286.780	254.372	240.049	399.332	425.616	310.140	220.365	224.486
ESKORIATZA	369.630	695.137	460.147	446.642	397.648	431.095	432.536	394.432	344.230	367.015
IBARRA	87.399	96.437	118.164	126.934	138.726	240.066	229.009	242.229	200.869	141.884
MUTRIKU	145.871	338.003	277.628	246.114	341.935	398.566	455.796	331.343	231.317	209.894
ASTIGARRAGA	371.632	491.566	472.976	269.328	325.822	383.639	419.076	506.389	520.316	572.800
DEBA	237.075	109.784	198.893	220.031	183.306	176.867	198.596	247.692	151.166	178.983
LAZKAO	168.433	199.304	243.612	286.132	401.045	282.316	298.625	314.722	326.142	339.298
ORIO	353.468	321.316	342.847	351.726	365.331	536.917	625.864	573.117	673.194	609.287
VILLABONA	511.048	541.705	559.357	574.282	677.119	826.987	911.946	840.633	434.902	429.216
LEZO	494.002	418.376	394.150	550.419	437.040	600.210	555.820	452.095	417.569	407.947
USURBIL	502.303	344.598	332.357	431.134	465.127	563.259	502.847	509.515	520.700	514.558
URNIETA	238.295	272.386	290.931	317.320	358.287	387.043	406.290	366.924	368.543	353.423
URRETXU	443.027	530.644	559.973	638.068	700.924	623.473	662.006	571.011	496.662	352.667
ARETXABALETA	422.497	487.340	439.930	565.754	608.481	561.405	587.733	566.857	522.566	403.157
LEGAZPI	526.694	627.925	648.651	620.874	589.485	604.728	562.120	508.473	443.332	406.283
ZUMAIA	643.456	727.772	843.830	882.617	836.639	949.655	887.718	959.493	866.526	788.157
ORDIZIA	878.797	973.209	1.002.725	1.167.939	1.169.830	1.245.700	1.534.216	1.336.162	1.777.894	1.313.685
OIARTZUN	1.351.130	1.248.603	1.835.995	2.010.722	2.558.329	2.667.552	2.657.291	2.443.146	2.265.009	2.104.589
ZUMARRAGA	623.608	660.365	769.579	829.172	955.112	906.273	1.093.790	828.881	762.659	696.405
OÑATI	913.898	1.019.097	1.233.750	1.299.624	1.491.997	1.440.066	1.432.307	1.366.420	1.313.270	1.410.572
AZKOITIA	543.450	566.627	621.357	761.705	850.189	817.128	1.031.803	940.148	931.199	874.915
ELGOIBAR	842.784	807.077	1.246.032	1.289.644	1.287.872	1.325.985	1.426.909	1.313.095	1.221.234	1.166.606
BEASAIN	1.098.190	1.027.416	1.049.265	1.162.260	1.100.816	1.142.108	1.096.213	1.130.200	1.092.829	1.035.026
AZPEITIA	893.944	828.250	986.115	817.893	918.246	1.173.203	1.253.609	1.199.916	1.086.652	1.093.473
ANDOAIN	781.526	792.520	726.672	739.149	871.526	918.456	1.029.389	872.962	833.692	805.601
BERGARA	1.205.749	1.269.765	1.345.642	1.471.907	1.537.694	1.435.313	1.428.180	1.227.604	1.367.279	1.137.921
PASAIA	1.382.526	1.401.740	1.459.838	1.505.437	1.531.951	1.694.446	1.909.254	1.022.235	1.559.269	1.248.620
HONDARRIBIA	708.071	384.196	953.855	724.830	983.284	1.253.751	1.214.838	1.275.303	1.201.947	1.481.013
LASARTE-ORIA	900.789	903.537	954.255	1.073.199	1.198.364	1.252.045	1.130.345	868.839	565.742	550.544
TOLOSA	1.100.891	1.494.240	1.458.183	1.789.868	1.459.691	1.463.191	1.402.727	1.424.038	1.368.043	1.219.566
HERNANI	951.423	788.188	822.980	847.401	1.049.036	1.100.533	1.452.207	1.155.277	1.025.044	966.393
ARRASATE	2.018.576	1.924.628	1.994.673	2.170.916	2.194.850	2.482.686	2.627.994	2.144.549	1.951.745	1.901.344
ZARAUTZ	1.237.370	1.310.423	1.343.160	1.406.511	1.753.445	1.743.728	1.747.974	1.876.566	1.487.604	1.392.454
EIBAR	1.808.756	2.079.457	1.783.156	1.875.841	2.285.775	2.418.630	2.172.609	1.800.262	1.795.198	1.627.677
ERRENTERIA	1.573.448	1.654.113	1.979.871	2.241.605	2.131.397	2.570.001	2.632.450	2.181.889	1.980.401	1.966.357
IRUN	2.818.273	3.289.767	3.425.675	3.264.951	4.239.026	3.928.491	4.250.134	2.621.528	2.504.477	1.589.196
DONOSTIA	12.350.329	16.407.001	14.988.829	16.987.101	18.833.421	18.061.087	15.982.979	13.292.564	14.380.169	11.921.428
GIPUZKOA	**44.062.433**	**49.578.171**	**50.966.866**	**55.109.488**	**60.400.950**	**62.167.757**	**62.020.725**	**53.177.330**	**52.200.995**	**46.784.059**
0-1000	647.275	619.195	654.709	691.925	671.343	663.182	638.594	653.785	639.519	629.673
1.000-5.000	2.891.331	3.547.606	3.476.018	3.541.530	3.037.215	3.569.137	3.800.474	3.453.701	3.117.184	3.085.331
5.000-10.000	6.770.225	6.802.962	7.693.251	8.617.018	10.018.699	10.808.317	11.265.945	10.527.571	10.015.837	8.983.945
10.000-20.000	11.946.850	11.943.018	13.627.524	14.312.088	15.235.778	15.922.497	16.901.572	14.624.916	14.328.860	13.686.655
20.000-100.000	9.456.423	10.258.389	10.526.535	10.959.824	12.604.493	13.143.536	13.431.162	10.624.793	9.719.425	8.477.028
>100.000	12.350.329	16.407.001	14.988.829	16.987.101	18.833.421	18.061.087	15.982.979	13.292.564	14.380.169	11.921.428
GUZTIRA	**44.062.433**	**49.578.171**	**50.966.866**	**55.109.488**	**60.400.950**	**62.167.757**	**62.020.725**	**53.177.330**	**52.200.995**	**46.784.059**

FUNTZIONAMENDU GASTUAK
GASTOS DE FUNCIONAMIENTO

	2003	2004	2005	2006	2007	2008	2009	2010	2011	2012
GAINTZA	136.457	145.091	160.837	168.430	163.828	179.975	195.368	170.874	170.109	154.698
OREXA	121.329	146.636	116.960	157.660	150.030	145.963	208.127	172.893	213.945	185.309
BALIARRAIN	93.794	123.620	117.215	121.588	122.226	127.572	134.812	146.226	167.078	138.859
ALTZAGA	131.501	156.639	156.234	163.532	170.292	184.977	192.562	196.841	221.624	183.155
BEIZAMA	392.268	174.243	129.557	188.863	259.920	294.424	309.884	283.474	248.319	243.644
GAZTELU	162.695	187.237	185.320	181.807	181.652	186.981	183.990	192.412	212.902	214.186
ORENDAIN	118.310	144.035	154.340	183.793	393.717	326.992	243.159	207.961	282.119	270.576
ARAMA	213.510	216.708	188.000	224.031	229.280	243.919	249.013	274.613	253.480	283.760
ELDUAIN	166.757	193.089	202.010	219.753	219.620	227.325	256.739	269.038	282.043	247.838
MUTILOA	135.586	180.419	193.986	233.625	257.702	269.828	266.198	316.656	276.887	254.008
LEINTZ-GATZAGA	224.724	261.985	271.345	289.502	330.480	333.688	447.212	328.237	328.382	345.255
LARRAUL	212.550	233.805	262.223	221.317	258.334	252.970	292.452	264.793	255.918	248.358
ZERAIN	157.922	192.515	222.352	237.565	276.420	323.603	301.147	287.182	281.207	258.316
BELAUNTZA	345.556	318.326	358.203	313.224	290.552	272.516	325.842	284.940	285.542	270.117
ALBIZTUR	178.771	176.110	193.860	300.254	311.594	320.554	362.402	336.291	327.622	302.725
ABALTZISKETA	192.347	195.402	215.215	216.743	267.163	287.898	271.848	299.723	266.926	321.688
HERNIALDE	195.732	176.707	185.276	202.085	234.291	267.104	289.539	329.005	305.544	248.457
LEABURU	253.282	262.484	309.664	335.301	315.145	273.941	277.960	297.599	347.738	334.946
ALKIZA	258.422	298.262	302.332	285.851	291.194	286.294	300.029	311.433	300.031	287.851
ALTZO	299.949	332.408	327.451	344.485	375.818	388.185	422.112	398.125	404.329	405.559
ADUNA	398.002	388.117	425.809	454.639	487.388	563.166	600.182	617.252	616.746	579.399
IKAZTEGIETA	291.721	340.377	361.944	438.596	438.031	466.976	468.152	421.857	414.031	425.520
GABIRIA	296.005	285.724	336.338	469.584	395.030	367.980	426.134	498.783	395.188	345.920
BIDEGOIAN	319.848	365.444	382.356	426.347	444.191	515.580	513.104	538.263	537.143	483.665
BERROBI	343.466	354.122	374.714	461.980	451.810	503.578	518.385	566.128	428.705	453.378
EZKIO-ITSASO	511.892	536.160	596.573	609.980	632.624	674.166	760.012	714.722	682.298	592.968
ERREZIL	368.915	422.016	485.343	506.766	549.553	593.281	583.033	571.727	540.247	477.633
LIZARTZA	344.353	404.545	421.349	490.289	491.844	522.997	540.860	571.591	574.824	586.702
ITSASONDO	342.561	343.805	379.824	405.518	429.173	449.395	526.644	577.424	521.050	520.323
AIZARNAZABAL	427.305	455.429	458.369	551.605	552.019	675.216	672.386	789.944	759.246	822.600
OLABERRIA	1.038.215	1.066.659	999.749	1.036.300	1.211.008	1.328.407	1.233.716	1.232.666	1.334.820	1.287.241
AMEZKETA	412.464	474.712	533.978	547.135	573.649	631.430	636.199	615.699	675.641	724.625
BERASTEGI	396.223	467.152	495.049	507.620	762.764	783.085	825.162	883.810	880.847	827.936
ELGETA	820.354	888.571	1.109.027	1.222.246	1.272.511	1.300.968	1.372.481	1.407.434	1.231.441	1.195.856
ORMAIZTEGI	878.405	968.317	973.462	1.069.978	1.060.898	1.036.957	989.603	898.210	869.470	897.341
SEGURA	735.704	822.014	892.241	1.033.116	1.042.217	1.037.406	1.111.859	1.092.077	978.735	908.775
LEGORRETA	845.495	890.329	1.012.095	1.080.489	1.056.495	1.228.942	1.251.927	1.107.596	1.084.921	1.134.087
ASTEASU	1.047.558	1.143.652	1.078.437	1.271.191	1.365.760	1.436.543	1.510.269	1.480.410	1.480.471	1.375.308
ZALDIBIA	917.693	934.967	936.131	1.071.334	1.037.186	1.088.090	1.208.644	1.118.072	1.166.655	1.211.230
ZEGAMA	757.690	845.228	793.082	949.145	1.079.697	1.026.242	1.119.624	1.106.764	1.099.812	1.027.234
IRURA	861.180	1.004.670	997.748	1.128.385	1.315.486	1.380.120	1.524.861	1.623.105	1.637.836	1.380.748
ATAUN	682.943	701.414	884.713	833.785	910.053	1.025.136	1.107.620	1.079.015	1.015.144	974.985
ALEGIA	848.695	905.376	1.067.158	1.096.109	1.133.208	1.324.642	1.410.314	1.434.287	1.567.459	1.326.875
ANOETA	1.112.062	1.282.035	1.196.704	1.334.445	1.480.776	1.580.978	1.527.230	1.383.436	1.310.499	1.269.330
MENDARO	977.305	1.009.074	1.005.778	1.162.935	1.292.660	1.424.291	1.497.243	1.476.303	1.555.258	1.522.173
AIA	1.193.017	1.139.550	1.208.289	1.359.088	1.446.185	1.948.072	1.662.788	1.693.653	1.618.423	1.476.994
ANTZUOLA	1.429.712	1.487.587	1.687.828	1.633.423	1.716.616	1.877.714	1.915.330	1.787.617	1.792.185	1.833.554
IDIAZABAL	1.381.596	1.540.095	1.667.798	1.841.243	1.899.907	2.227.621	2.397.425	2.225.669	2.431.950	2.542.570
GETARIA	1.716.274	1.753.636	1.918.727	2.027.732	2.317.733	2.497.593	2.772.918	2.357.211	2.570.414	2.109.677
ZIZURKIL	1.446.050	1.584.604	1.844.766	1.927.439	2.266.069	2.309.442	2.214.420	2.186.633	2.248.475	2.083.707
ZESTOA	2.025.809	2.274.922	2.382.732	2.552.405	2.733.053	3.206.620	3.269.609	3.275.970	3.420.955	3.219.421
SORALUZE	2.388.704	2.432.332	2.547.896	2.570.336	2.849.102	3.009.827	3.103.945	3.374.633	2.918.247	2.757.590
ESKORIATZA	2.404.342	2.671.173	3.046.508	3.453.742	3.416.073	3.554.444	3.739.683	3.893.829	3.948.871	3.919.910
IBARRA	2.098.642	2.442.711	2.940.077	3.258.631	3.292.135	4.137.692	3.901.934	3.618.822	3.627.866	3.163.712
MUTRIKU	2.947.365	2.985.445	3.188.508	3.489.009	3.643.295	4.258.991	4.470.623	4.117.788	3.779.012	3.556.659
ASTIGARRAGA	3.372.296	3.280.563	3.684.578	4.220.455	4.672.992	5.064.271	5.096.094	4.631.220	5.037.212	4.417.914
DEBA	4.944.048	5.115.642	5.566.822	5.564.947	6.057.382	6.065.393	6.124.259	6.212.135	6.088.489	5.802.894
LAZKAO	2.546.184	2.683.148	3.096.006	3.446.883	3.623.026	3.948.672	4.124.529	4.140.849	4.218.404	3.968.818
ORIO	3.388.247	3.371.784	3.394.025	3.879.905	4.041.631	4.747.637	5.007.167	5.025.008	5.097.954	5.001.508
VILLABONA	3.294.155	3.796.649	3.842.206	4.002.265	4.250.475	4.538.803	4.667.450	4.596.789	5.102.658	5.046.711
LEZO	3.985.057	4.392.328	4.804.438	5.251.913	5.417.656	6.230.042	6.362.261	5.987.553	6.059.752	5.533.329
USURBIL	3.727.491	4.744.369	5.339.808	5.779.868	6.775.909	7.048.399	7.749.145	8.669.955	8.726.425	7.495.597
URNIETA	4.172.028	4.307.814	4.659.043	4.828.530	5.368.581	5.676.091	5.910.694	6.490.410	6.118.578	5.897.964
URRETXU	3.522.448	4.091.278	4.218.960	5.059.543	4.986.341	5.858.158	6.025.128	6.398.654	6.452.686	6.252.043
ARETXABALETA	3.862.852	3.846.705	4.339.201	4.796.321	5.118.931	5.810.171	6.305.186	6.170.014	6.170.413	5.795.013
LEGAZPI	4.948.721	5.257.132	5.700.930	6.044.795	6.773.349	7.339.698	7.709.799	7.807.583	8.301.197	7.692.645
ZUMAIA	5.132.633	5.599.658	6.220.912	6.583.069	7.477.978	8.730.916	9.943.870	10.670.927	10.025.307	9.906.399
ORDIZIA	7.113.844	7.740.459	7.747.235	8.416.268	9.078.548	9.878.140	10.396.987	10.579.645	10.409.229	10.318.847
OIARTZUN	5.581.100	5.983.441	7.205.466	8.372.853	8.357.940	10.475.604	9.768.950	9.951.317	10.188.753	9.056.225
ZUMARRAGA	6.403.361	7.107.725	7.516.665	8.194.182	8.985.738	10.117.380	9.403.276	9.107.116	9.575.357	8.989.624
OÑATI	7.819.038	8.558.822	9.064.794	9.594.949	9.010.157	12.200.550	12.095.759	12.396.822	12.414.121	12.919.354
AZKOITIA	6.206.750	7.159.624	9.342.825	10.395.153	10.941.502	12.025.679	11.648.281	11.451.025	11.281.340	10.640.413
ELGOIBAR	7.555.551	8.085.680	7.660.565	8.651.433	9.418.699	10.764.476	11.990.562	11.435.684	11.592.966	11.385.025
BEASAIN	7.615.582	8.109.561	8.145.146	8.033.972	8.178.869	9.155.697	10.148.579	9.744.953	9.691.888	9.372.419
AZPEITIA	9.468.407	9.809.320	10.427.308	11.500.231	12.444.704	12.893.313	12.976.319	13.759.316	13.625.358	11.648.779
ANDOAIN	10.920.462	12.122.922	11.598.752	13.538.946	16.769.394	18.018.960	19.058.543	18.972.607	19.011.089	18.754.538
BERGARA	12.419.224	12.780.708	13.889.473	15.034.608	16.237.129	17.795.519	19.128.572	18.563.919	18.036.078	17.607.893
PASAIA	10.992.651	11.869.910	12.997.103	14.478.680	15.490.206	16.973.829	17.604.246	16.899.825	17.049.622	16.389.325
HONDARRIBIA	8.976.525	9.169.259	10.220.120	10.764.654	11.445.037	12.689.568	13.410.399	13.340.472	12.892.830	11.969.200
LASARTE-ORIA	12.365.048	12.382.671	13.019.940	14.345.645	15.179.821	17.733.061	17.989.669	18.767.529	17.815.720	17.511.988
TOLOSA	14.176.676	16.130.850	17.784.541	19.332.284	20.127.753	21.932.357	22.628.752	22.825.467	22.966.686	21.615.806
HERNANI	14.796.141	16.204.236	17.680.910	20.067.468	22.005.308	22.982.182	24.491.769	24.784.995	25.053.206	23.571.258
ARRASATE	15.747.675	17.197.899	19.694.977	20.065.061	21.131.090	22.292.168	23.808.270	23.986.989	24.298.357	23.951.126
ZARAUTZ	15.103.443	15.086.680	17.182.236	17.415.397	20.375.457	23.193.253	23.556.067	23.822.904	23.362.520	22.256.163
EIBAR	20.487.659	22.039.835	22.037.027	22.792.727	25.530.221	26.116.147	28.660.130	28.790.402	27.677.412	25.537.157
ERRENTERIA	28.360.894	29.687.591	31.521.352	33.470.060	34.410.594	36.930.823	38.338.644	40.557.099	38.819.933	29.273.372
IRUN	34.575.821	37.414.332	42.358.833	43.109.705	47.617.043	53.137.177	53.658.955	50.400.710	50.559.678	44.245.117
DONOSTIA	152.628.610	151.462.957	158.309.687	179.832.068	206.674.276	208.180.231	218.430.102	225.253.101	228.800.873	221.159.446
GIPUZKOA	**495.209.655**	**518.319.240**	**555.155.364**	**605.726.811**	**666.119.190**	**713.732.662**	**743.133.124**	**749.899.708**	**749.668.719**	**705.198.862**
0-1000	9.086.210	9.552.830	10.008.727	10.988.145	11.755.577	12.486.882	13.009.202	13.084.370	12.911.684	12.499.280
1.000-5.000	33.285.116	35.455.417	38.559.331	42.094.281	36.746.585	40.442.424	41.434.886	40.504.556	40.455.933	38.159.015
5.000-10.000	56.218.809	60.930.408	66.135.051	72.027.160	85.644.032	95.670.986	99.662.142	101.449.847	101.776.067	95.742.566
10.000-20.000	129.715.418	139.491.290	149.348.141	163.932.205	176.234.316	195.282.573	202.574.727	202.049.730	201.006.261	192.375.620
20.000-100.000	114.275.493	121.426.338	132.794.426	136.852.950	149.064.404	161.669.567	168.022.066	167.558.104	164.717.901	145.262.936
>100.000	152.628.610	151.462.957	158.309.687	179.832.068	206.674.276	208.180.231	218.430.102	225.253.101	228.800.873	221.159.446
GUZTIRA	**495.209.655**	**518.319.240**	**555.155.364**	**605.726.811**	**666.119.190**	**713.732.662**	**743.133.124**	**749.899.708**	**749.668.719**	**705.198.862**

INBERTSIO GARBIAK, LOTUTAKO FINANTZAKETA GABEAK
INVERSIONES NETAS SIN FINANCIACION AFECTADA

	2003	2004	2005	2006	2007	2008	2009	2010	2011	2012
GAINTZA	-6.717	93.465	-74.121	192.737	25.718	69.790	20.660	40.162	-14.978	-103.980
OREXA	165.857	27.104	51.030	16.858	7.371	35.080	7.805	53.976	34.021	0
BALIARRAIN	412.205	117.234	-307.037	-40.868	467.493	8.921	100.749	-673.593	702.069	84.458
ALTZAGA	27.605	-41.693	79.387	145.187	91.082	50.551	77.263	56.716	-51.297	81.746
BEIZAMA	-42.191	213.497	25.295	99.858	-310.861	330.966	148.927	81.684	27.309	34.546
GAZTELU	11.591	45.457	103.209	72.363	-99.413	93.306	10.785	-81.743	41.790	-54.593
ORENDAIN	72.559	71.056	57.612	104.668	-72.510	-7.788	-3.772	145.041	128.839	-151.266
ARAMA	226.098	209.404	140.535	221.088	4.892	-5.288	36.673	-112.772	491.273	-4.674
ELDUAIN	11.772	171.517	61.078	190.424	175.665	14.695	1.777	39.014	12.623	10.168
MUTILOA	-42.643	96.568	226.980	317.895	426.471	-147.005	173.748	907.929	170.906	174.339
LEINTZ-GATZAGA	87.982	50.317	47.964	95.367	107.908	339.521	61.042	113.225	-1.404	31.135
LARRAUL	12.044	-9.620	74.031	334.925	-76.589	24.937	9.215	49.439	40.824	-62
ZERAIN	106.807	426.111	161.638	-98.734	81.643	-42.926	-22.894	49.046	-99.324	231.050
BELAUNTZA	-21.323	20.059	66.615	76.933	62.782	37.499	59.130	109.293	14.231	13.216
ALBIZTUR	118.023	31.141	389.357	362.697	120.380	229.084	-129.611	138.051	22.794	12.021
ABALTZISKETA	90.975	76.685	107.689	102.316	33.065	100.309	188.067	199.077	36.327	-63.376
HERNIALDE	103.048	-10.711	6.068	7.049	10.141	107.347	81.247	192.609	42.894	11.771
LEABURU	243.211	67.967	-108.399	261.052	10.698	39.133	72.470	147.086	10.883	2.508
ALKIZA	25.629	-37.127	128.969	-56.562	150.594	142.923	-28.920	180.071	13.256	19.093
ALTZO	248.945	114.331	130.030	159.659	192.390	59.499	51.278	70.222	70.563	84.020
ADUNA	251.814	382.067	462.762	59.459	116.971	-373.832	536.081	359.354	354.089	181.281
IKAZTEGIETA	22.924	-247.079	383.679	-74.627	327.774	80.631	77.810	485.617	-110.056	-9.896
GABIRIA	41.097	379.344	38.765	-33.842	-30.647	133.363	151.797	64.581	107.271	21.915
BIDEGOIAN	15.125	333.265	145.591	84.754	81.072	289.920	74.868	44.619	6.348	45.317
BERROBI	156.234	132.287	174.745	315.658	101.835	262.886	-180.620	165.514	33.044	4.663
EZKIO-ITSASO	49.553	114.289	111.104	111.965	198.491	411.019	355.858	93.542	-380.373	99.811
ERREZIL	38.367	178.396	244.275	193.449	97.482	160.057	90.241	326.598	75.233	87.530
LIZARTZA	99.347	386.622	-45.922	122.349	280.769	14.109	223.552	-124.268	3.319	-46.641
ITSASONDO	140.046	-217.877	534.476	53.365	327.728	74.265	-54.486	438.915	35.126	256.283
AIZARNAZABAL	320.193	256.572	220.333	274.927	325.987	1.239.367	435.576	30.322	187.413	279.020
OLABERRIA	198.106	410.872	94.676	-441.062	-532.375	2.060.494	1.316.166	256.210	419.714	287.593
AMEZKETA	541.673	104.684	274.224	610.740	225.692	178.222	717.644	190.722	236.860	22.193
BERASTEGI	314.036	342.308	505.553	-738.309	1.178.683	399.004	291.161	213.044	983.141	115.347
ELGETA	353.757	-137.922	299.396	594.178	-492.269	455.270	15.668	79.003	386.582	20.418
ORMAIZTEGI	43.779	40.054	50.084	432.154	119.015	206.512	178.178	186.509	140.554	68.605
SEGURA	126.060	254.225	132.832	53.503	209.113	673.382	624.335	746.839	121.647	114.050
LEGORRETA	512.307	486.154	481.068	-8.745	255.179	736.189	199.974	82.841	118.101	11.577
ASTEASU	2.879.152	-1.165.414	499.003	-1.035.021	-658.909	136.984	593.588	1.513.689	945.852	258.609
ZALDIBIA	201.530	-1.749.541	-411.666	74.469	1.993.972	-33.315	586.524	-10.627	363.909	261.298
ZEGAMA	1.398.508	534.234	-280.112	1.481.154	477.276	-21.523	-739.926	1.110.955	696.533	-92.961
IRURA	216.919	216.625	262.206	191.808	174.437	158.174	110.717	264.178	253.513	-28.532
ATAUN	433.338	142.021	851.468	183.017	243.259	-1.151.652	2.016.549	827.843	432.085	134.098
ALEGIA	277.288	41.112	249.064	-55.882	918.874	77.677	233.972	286.899	109.950	27.730
ANOETA	690.184	2.960.086	-125.513	297.076	28.843	152.742	195.587	159.452	-152.451	-271.205
MENDARO	758.556	407.141	709.030	380.817	171.485	80.821	750.590	106.559	192.847	383.049
AIA	489.170	43.965	669.890	853.203	279.833	1.317.711	427.174	362.322	366.125	269.483
ANTZUOLA	416.762	264.113	287.216	-381.421	-574.944	1.068.195	1.587.097	900.092	197.204	75.508
IDIAZABAL	576.459	106.358	444.939	215.269	598.036	327.990	1.767.836	1.427.944	1.431.270	90.224
GETARIA	616.364	526.064	316.852	246.648	737.169	817.301	416.333	-953.509	798.295	-87.479
ZIZURKIL	920.365	779.642	690.536	461.472	1.021.541	1.223.677	591.705	-449.060	-769.706	-31.235
ZESTOA	1.755.704	451.530	743.541	-131.825	1.352.674	983.914	632.560	552.312	501.931	313.518
SORALUZE	772.553	747.039	1.268.939	231.560	-120.778	581.042	-408.533	1.219.336	351.774	74.855
ESKORIATZA	2.863.902	800.555	773.324	953.883	1.992.384	601.429	1.233.850	-55.028	1.087.721	329.285
IBARRA	969.892	707.113	-355.610	486.094	1.915.716	305.398	1.059.439	-288.769	1.137.570	1.956.618
MUTRIKU	2.175.201	1.335.020	810.225	924.143	869.692	141.911	1.825.507	-173.503	99.676	88.269
ASTIGARRAGA	704.019	231.602	132.971	608.862	1.555.381	76.971	-270.055	-540.911	-950.491	417.880
DEBA	2.248.557	1.135.995	-67.478	980.549	-376.776	3.570.899	1.221.107	312.005	1.974.432	54.995
LAZKAO	1.184.455	389.036	1.394.300	3.787.883	3.096.218	2.464.631	1.515.734	-67.347	654.385	403.017
ORIO	-9.601.954	3.071.502	-3.072.181	3.558.340	3.191.078	1.102.340	-3.154.654	-120.626	180.253	1.943.444
VILLABONA	1.441.299	1.158.921	498.964	1.053.571	577.771	1.305.300	913.253	1.319.719	441.540	235.780
LEZO	450.365	781.817	1.287.097	736.073	115.968	2.191.053	-2.055.277	420.708	252.095	546.764
USURBIL	822.694	3.049.308	83.060	2.480.955	957.971	1.359.552	500.432	396.583	1.044.459	517.272
URNIETA	375.197	534.524	-831.804	506.804	1.955.534	2.363.285	85.624	571.183	1.294.262	281.275
URRETXU	1.078.796	1.129.605	1.217.711	1.615.442	2.211.798	2.196.161	960.514	926.774	843.159	83.846
ARETXABALETA	1.314.019	1.707.404	792.971	1.512.111	1.260.538	4.059.410	2.491.558	3.103.354	6.542.947	3.765.340
LEGAZPI	1.196.027	525.296	996.245	510.627	1.844.559	1.073.309	3.316.628	1.049.068	1.211.433	-185.633
ZUMAIA	2.174.736	216.771	1.574.114	2.926.688	1.915.361	3.092.203	2.615.393	2.113.400	2.789.170	874.068
ORDIZIA	1.243.131	1.770.259	715.263	2.250.282	4.988.122	711.176	775.407	1.046.611	1.033.264	1.024.556
OIARTZUN	1.542.708	4.391.336	3.415.121	5.065.338	5.557.849	3.036.397	3.258.685	552.123	1.806.400	1.084.383
ZUMARRAGA	1.827.834	729.624	393.313	2.616.312	1.631.494	1.612.469	75.586	2.869.901	2.073.671	2.505.789
OÑATI	1.397.224	3.709.992	3.589.526	7.433.249	3.504.584	2.364.666	3.764.851	2.746.986	172.537	2.067.714
AZKOITIA	3.999.619	4.203.385	574.059	3.779.843	356.573	4.428.134	9.562.712	-2.648.962	1.926.365	770.247
ELGOIBAR	480.656	2.691.369	3.018.044	1.787.706	1.105.401	32.495	3.945.854	2.135.232	1.361.280	351.433
BEASAIN	2.514.798	1.683.724	6.022.110	6.076.106	2.776.118	2.730.159	5.875.641	1.627.620	1.635.105	2.925.017
AZPEITIA	5.422.530	2.952.479	5.264.134	4.228.637	6.324.011	6.446.578	3.319.734	2.145.807	3.963.640	1.686.772
ANDOAIN	5.685.054	1.753.762	2.053.085	-1.814.281	3.780.313	-463.597	3.188.462	444.201	897.825	1.043.016
BERGARA	2.473.792	-1.043.952	4.300.962	5.913.711	-1.367.785	4.885.362	3.245.086	1.647.417	1.160.525	1.081.831
PASAIA	398.121	2.497.008	2.866.887	1.776.912	1.869.542	1.039.434	1.122.421	453.880	482.518	950.394
HONDARRIBIA	2.405.747	3.516.344	2.018.751	6.843.259	-138.892	2.250.472	1.196.999	7.115.326	5.422.604	6.792.675
LASARTE-ORIA	3.616.445	3.368.189	2.333.263	6.909.531	6.207.052	4.781.018	-1.947.046	-751.925	3.127.082	458.729
TOLOSA	3.707.632	3.860.861	14.474.354	12.090.064	5.929.393	-1.172.610	1.287.457	3.808.656	6.445.820	2.270.071
HERNANI	3.416.698	1.342.144	1.010.243	6.506.351	2.926.208	1.394.091	4.941.650	3.384.230	1.515.241	488.903
ARRASATE	6.422.249	1.413.597	5.332.996	8.482.175	-850.400	8.156.824	7.757.503	1.671.937	4.925.129	3.464.088
ZARAUTZ	1.861.269	3.773.404	6.055.172	7.509.924	6.002.580	6.198.239	9.124.594	4.193.735	2.402.987	1.022.808
EIBAR	11.972.818	3.387.860	4.384.197	3.057.034	12.596.120	3.734.842	6.754.278	4.433.514	6.260.219	3.903.399
ERRENTERIA	3.144.653	5.495.379	7.244.035	8.311.979	8.664.429	3.769.360	1.965.587	3.570.176	699.223	1.966.921
IRUN	16.033.328	12.191.671	11.228.515	21.360.055	16.402.439	14.707.172	16.774.238	1.706.061	13.656.880	3.274.545
DONOSTIA	37.454.652	18.340.557	28.592.100	26.240.733	25.490.186	43.645.438	32.023.336	-13.243.814	37.459.052	15.460.466
GIPUZKOA	**143.896.911**	**108.039.458**	**131.771.001**	**176.254.120**	**147.680.714**	**154.393.119**	**145.003.302**	**50.538.204**	**127.160.721**	**69.254.123**
0-1000	3.725.955	3.946.203	4.006.637	3.842.049	2.929.697	6.011.054	4.660.124	4.036.260	2.661.587	1.641.187
1.000-5.000	20.465.807	8.364.084	9.005.235	6.318.107	11.820.589	9.096.921	12.364.378	8.282.825	9.694.447	3.992.861
5.000-10.000	5.470.030	19.861.774	8.003.382	26.984.663	29.721.064	28.744.596	13.999.857	10.909.141	19.216.986	11.135.256
10.000-20.000	37.346.151	31.264.928	47.918.731	64.147.401	34.904.011	30.328.672	39.579.407	24.978.369	30.184.213	23.392.592
20.000-100.000	39.434.317	26.261.911	34.244.915	48.721.167	42.815.167	36.566.438	42.376.200	15.575.423	27.944.437	13.631.761
>100.000	37.454.652	18.340.557	28.592.100	26.240.733	25.490.186	43.645.438	32.023.336	-13.243.814	37.459.052	15.460.466
GUZTIRA	**143.896.911**	**108.039.458**	**131.771.001**	**176.254.120**	**147.680.714**	**154.393.119**	**145.003.302**	**50.538.204**	**127.160.721**	**69.254.123**

INBERTSIO GARBIAK, GUZTIRA
INVERSIONES NETAS TOTALES

	2003	2004	2005	2006	2007	2008	2009	2010	2011	2012
GAINTZA	97.506	93.465	63.534	192.737	98.615	81.654	188.482	76.291	9.540	104.110
OREXA	165.857	80.785	361.136	16.858	7.371	35.080	121.448	67.057	36.924	0
BALIARRAIN	683.511	121.869	-261.355	135.443	550.933	15.284	159.116	81.491	1.261.599	96.886
ALTZAGA	46.680	-25.564	248.047	158.092	95.896	50.551	195.000	71.142	17.582	90.949
BEIZAMA	-42.191	213.497	25.295	258.132	-64.878	432.850	568.236	233.988	333.664	55.064
GAZTELU	56.025	65.381	387.771	56.076	50.747	99.475	108.272	55.826	41.790	-10.872
ORENDAIN	90.308	73.454	80.703	199.548	213.247	132.935	108.563	388.448	191.179	329.768
ARAMA	337.492	231.882	416.500	402.020	104.659	28.063	120.030	21.502	673.103	43.838
ELDUAIN	39.939	216.701	240.490	396.948	230.156	35.451	52.831	77.405	18.023	10.168
MUTILOA	43.016	152.739	298.228	840.382	1.217.861	419.682	614.918	1.076.828	529.194	399.264
LEINTZ-GATZAGA	123.858	90.419	206.753	116.286	199.647	549.875	114.679	292.428	604.461	66.726
LARRAUL	21.112	33.951	105.741	710.476	46.025	53.396	120.992	361.228	64.785	33.592
ZERAIN	321.775	681.477	568.982	471.748	870.236	275.382	914.220	886.466	1.195.892	1.093.332
BELAUNTZA	74.034	22.741	110.156	154.679	124.813	48.311	182.624	504.930	231.426	109.131
ALBIZTUR	118.023	31.141	389.357	362.697	120.380	251.074	178.700	238.420	24.294	12.021
ABALTZISKETA	96.055	80.251	215.222	162.246	37.857	106.101	270.572	455.907	470.979	87.319
HERNIALDE	108.353	15.979	6.068	7.049	11.469	114.027	161.641	528.251	44.194	11.771
LEABURU	343.241	158.595	15.696	262.955	19.891	40.972	191.610	277.445	362.110	44.240
ALKIZA	84.715	12.273	231.986	271.905	152.091	148.867	205.549	230.550	67.221	170.066
ALTZO	356.369	141.517	171.516	172.119	351.429	76.795	336.506	386.118	259.585	100.389
ADUNA	320.607	385.003	584.337	149.330	130.571	-364.540	689.931	582.024	451.262	229.184
IKAZTEGIETA	94.175	-4.236	844.044	372.486	571.444	116.635	248.603	546.524	609.310	23.086
GABIRIA	41.097	539.706	102.781	177.423	-27.620	133.363	244.451	243.552	137.616	41.903
BIDEGOIAN	229.513	395.146	377.052	213.508	90.332	305.836	326.162	285.583	411.023	285.423
BERROBI	761.518	277.427	326.663	330.584	126.389	403.804	224.083	360.916	38.967	75.801
EZKIO-ITSASO	59.146	288.438	194.978	279.125	272.478	457.624	593.863	220.710	-116.301	167.938
ERREZIL	250.501	326.598	292.304	627.561	260.248	251.049	356.135	511.959	112.073	205.873
LIZARTZA	230.399	641.260	165.645	238.825	405.769	14.109	398.810	56.684	3.319	-46.641
ITSASONDO	405.061	247.838	549.811	80.146	368.118	217.769	689.212	589.124	177.506	445.163
AIZARNAZABAL	364.391	261.780	274.593	290.255	366.306	1.414.122	1.015.645	142.161	223.966	391.283
OLABERRIA	275.582	606.847	150.027	-438.081	-456.804	2.060.494	1.493.372	413.567	581.160	388.875
AMEZKETA	547.139	104.690	286.155	670.765	337.795	360.744	1.781.484	609.250	581.158	59.786
BERASTEGI	472.395	406.123	866.468	-598.879	1.238.078	496.578	633.420	498.002	1.047.367	221.504
ELGETA	611.926	3.141.608	609.780	937.882	-328.854	1.103.991	821.678	575.373	669.827	575.546
ORMAIZTEGI	107.076	143.982	149.574	468.140	209.535	406.548	694.670	549.799	316.179	97.798
SEGURA	250.631	421.769	400.222	490.748	1.827.552	1.052.276	1.583.521	1.057.641	1.251.168	434.472
LEGORRETA	1.105.894	820.306	802.438	523.017	1.224.034	769.592	527.959	259.381	224.067	58.675
ASTEASU	3.527.886	-281.776	542.661	-835.875	-613.015	253.810	1.020.334	2.709.433	1.403.413	301.660
ZALDIBIA	275.282	-1.711.150	946.848	1.493.879	3.092.141	609.045	853.802	163.478	412.488	351.514
ZEGAMA	1.428.508	1.241.701	918.005	2.407.143	838.304	985.965	1.163.410	2.047.262	1.095.603	97.470
IRURA	1.089.348	733.317	454.357	278.896	245.677	184.174	466.832	464.166	571.427	48.666
ATAUN	1.078.491	672.062	1.704.430	1.251.571	1.587.208	1.111.890	2.903.381	4.013.302	1.264.855	272.921
ALEGIA	279.224	57.458	293.253	-55.882	918.874	106.063	600.054	471.757	109.950	27.730
ANOETA	690.184	2.985.380	563.217	349.507	157.763	157.979	573.621	346.876	-91.986	-220.093
MENDARO	1.864.582	1.175.907	1.895.147	433.519	220.697	132.651	1.233.765	311.132	257.366	725.802
AIA	801.662	631.820	1.147.937	1.385.700	726.638	1.785.414	1.183.858	771.929	529.459	527.342
ANTZUOLA	547.623	530.295	493.081	291.426	53.878	1.526.761	2.637.156	1.373.778	373.909	151.121
IDIAZABAL	1.235.335	453.710	667.552	429.525	1.198.289	427.990	2.216.920	1.921.233	1.483.481	92.282
GETARIA	856.865	647.733	673.197	495.462	2.018.332	1.839.849	1.725.495	-216.665	1.066.109	60.854
ZIZURKIL	920.365	779.642	690.536	461.472	1.021.541	1.223.677	1.579.472	-114.378	-580.530	57.140
ZESTOA	6.829.119	539.728	953.890	1.073.094	2.677.778	1.584.348	1.476.326	1.027.985	600.175	371.481
SORALUZE	2.602.393	1.311.316	1.337.122	986.530	440.198	839.516	1.646.378	2.294.170	674.797	143.647
ESKORIATZA	2.940.533	1.020.560	1.008.261	1.669.204	2.179.576	929.486	2.025.750	629.797	1.350.289	421.700
IBARRA	1.134.603	750.007	-125.701	1.054.949	2.354.858	751.571	1.908.891	638.964	1.218.521	3.064.221
MUTRIKU	3.490.159	2.030.796	1.405.009	1.262.899	1.510.916	978.962	2.780.201	657.571	203.142	117.327
ASTIGARRAGA	997.166	692.760	361.815	1.417.333	1.953.712	302.072	845.814	538.007	-753.704	874.412
DEBA	2.689.770	1.633.043	479.077	2.223.058	953.399	4.816.604	2.993.459	1.564.845	1.974.432	121.011
LAZKAO	1.832.357	493.119	1.425.117	3.875.402	3.965.789	3.258.378	2.764.412	1.804.747	3.808.133	1.466.173
ORIO	-9.383.383	3.777.038	-2.084.383	4.411.467	4.222.000	1.896.854	-1.145.571	613.391	3.607.868	3.013.893
VILLABONA	1.452.881	1.188.321	1.510.838	1.618.857	1.628.432	1.521.632	2.374.691	2.462.366	630.992	335.143
LEZO	968.623	951.200	2.865.134	1.677.078	640.361	2.762.452	-574.889	1.835.182	342.092	610.818
USURBIL	1.483.812	6.332.278	437.720	2.978.088	986.926	2.044.253	2.161.991	2.265.720	2.016.508	1.116.238
URNIETA	393.952	552.189	991.489	576.505	2.058.175	2.484.870	1.555.709	1.391.932	1.339.950	496.423
URRETXU	2.005.567	2.421.297	1.743.720	1.843.836	2.844.671	2.526.133	2.395.486	2.378.744	987.651	242.831
ARETXABALETA	1.856.960	1.814.149	1.042.486	1.669.204	2.238.651	4.232.684	4.139.104	5.372.043	6.928.100	4.275.378
LEGAZPI	2.124.704	1.689.496	1.488.503	2.257.711	2.746.183	1.749.468	6.041.958	2.517.927	1.636.038	-25.785
ZUMAIA	3.523.437	3.089.731	2.262.564	3.249.655	3.436.844	3.124.785	4.529.490	4.120.307	2.950.663	931.522
ORDIZIA	2.840.246	3.687.450	924.010	2.544.140	7.231.571	1.432.072	3.348.510	2.985.070	1.722.161	1.510.498
OIARTZUN	16.143.940	19.165.712	3.948.867	5.257.488	7.871.700	3.982.767	5.983.367	3.194.505	3.451.931	1.450.175
ZUMARRAGA	2.266.705	1.087.102	300.592	2.716.393	2.779.991	2.352.285	3.329.662	4.930.125	4.346.423	3.246.985
OÑATI	1.625.076	4.020.635	3.814.580	8.472.748	4.933.084	2.577.207	6.910.726	6.082.105	2.311.442	2.242.515
AZKOITIA	5.575.573	4.469.380	2.185.558	5.446.267	2.644.831	5.540.584	12.062.687	810.274	2.544.954	1.072.699
ELGOIBAR	1.312.068	3.090.711	3.288.218	2.845.009	1.809.240	2.164.533	7.947.652	5.328.684	2.770.300	610.756
BEASAIN	2.845.089	2.102.368	7.146.657	7.003.565	3.714.517	3.417.283	9.196.944	4.252.708	2.806.062	3.068.615
AZPEITIA	5.994.961	3.260.872	6.359.850	4.706.302	7.700.994	9.468.431	7.147.776	5.984.303	5.954.735	2.299.121
ANDOAIN	5.811.123	2.583.597	3.450.618	1.945.987	5.258.327	809.044	5.897.292	4.314.378	1.814.673	1.074.055
BERGARA	3.672.890	-141.925	4.949.718	7.066.358	-190.833	5.698.596	6.455.452	4.164.307	2.471.546	1.262.163
PASAIA	2.356.462	4.358.361	5.223.563	4.797.344	4.495.741	5.694.501	6.504.379	4.000.041	1.995.802	3.280.337
HONDARRIBIA	4.490.548	4.800.153	3.115.720	8.372.302	1.184.661	2.867.384	9.237.777	10.427.535	9.981.068	9.012.386
LASARTE-ORIA	3.849.264	4.469.330	3.685.463	8.362.913	6.619.072	5.607.671	2.003.707	3.687.035	4.640.074	1.493.150
TOLOSA	4.781.331	5.755.410	15.887.549	15.433.030	9.220.791	619.160	9.913.614	6.836.980	7.820.633	3.764.217
HERNANI	4.506.527	2.552.563	2.216.377	7.915.439	3.085.841	3.748.335	10.857.265	5.565.015	1.693.624	676.420
ARRASATE	6.730.920	5.936.817	8.097.383	11.447.279	803.324	10.683.058	13.338.956	7.608.381	5.389.605	3.732.390
ZARAUTZ	1.872.030	3.950.146	7.084.964	8.520.592	6.176.362	6.567.131	13.138.131	7.000.513	2.698.720	1.154.655
EIBAR	12.312.272	5.569.374	6.391.828	9.056.629	15.610.303	5.948.366	12.458.051	8.910.678	11.634.036	4.525.690
ERRENTERIA	6.990.862	8.440.573	11.078.942	10.119.556	10.416.630	7.216.218	10.444.599	8.237.077	3.684.374	2.786.289
IRUN	16.412.881	14.425.804	13.094.734	22.676.570	19.518.601	15.541.365	30.322.382	11.326.652	15.253.676	5.464.670
DONOSTIA	51.711.013	31.584.120	36.366.049	33.963.890	34.731.033	51.791.196	66.700.684	20.536.065	45.604.915	20.969.711
GIPUZKOA	**214.932.517**	**184.868.516**	**187.562.824**	**241.062.248**	**214.974.389**	**212.072.344**	**326.513.897**	**196.373.406**	**191.159.161**	**101.271.770**
0-1000	6.744.809	6.563.049	8.030.215	8.340.324	6.883.468	8.366.835	12.975.736	10.873.777	9.648.604	5.115.438
1.000-5.000	35.137.251	19.195.053	18.759.101	17.671.260	23.289.082	18.279.173	29.476.693	21.794.414	15.247.935	7.883.452
5.000-10.000	27.932.866	46.795.023	17.035.144	34.182.489	44.289.329	37.113.987	40.193.732	33.702.357	30.845.959	16.536.057
10.000-20.000	49.087.615	42.408.557	61.624.465	85.083.658	53.256.257	50.565.015	97.464.933	66.383.492	51.151.337	33.103.418
20.000-100.000	44.318.963	38.322.714	45.747.850	61.820.627	52.525.220	45.956.138	79.702.119	43.083.300	38.660.412	17.663.693
>100.000	51.711.013	31.584.120	36.366.049	33.963.890	34.731.033	51.791.196	66.700.684	20.536.065	45.604.915	20.969.711
GUZTIRA	**214.932.517**	**184.868.516**	**187.562.824**	**241.062.248**	**214.974.389**	**212.072.344**	**326.513.897**	**196.373.406**	**191.159.161**	**101.271.770**

KAPITAL TRANSFERENTZIEKIKO MENPEKOTASUNA
DEPENDENCIA DE TRANSFERENCIAS DE CAPITAL

	2003	2004	2005	2006	2007	2008	2009	2010	2011	2012
GAINTZA	96.434	0	137.655	0	72.896	11.863	167.822	36.130	24.517	208.089
OREXA	0	53.681	310.107	0	0	0	113.644	13.081	2.903	0
BALIARRAIN	271.306	4.635	45.682	176.310	83.440	6.363	58.367	755.085	559.530	12.428
ALTZAGA	19.072	6.223	168.659	12.905	4.814	0	117.738	14.426	68.879	9.203
BEIZAMA	0	0	0	158.274	245.983	101.883	419.309	152.303	306.354	20.517
GAZTELU	44.434	19.924	284.562	-16.287	150.160	6.169	97.487	137.569	0	43.720
ORENDAIN	17.749	2.399	23.090	94.880	285.758	140.723	112.335	243.406	62.340	481.035
ARAMA	111.394	22.478	275.965	180.931	99.768	33.351	83.356	134.274	181.830	48.512
ELDUAIN	28.167	45.183	179.412	206.524	54.490	20.756	51.054	38.392	5.400	0
MUTILOA	85.659	56.171	71.248	522.487	791.390	566.687	441.170	168.898	358.288	224.925
LEINTZ-GATZAGA	35.876	39.808	158.789	20.918	91.739	210.354	53.637	179.204	605.865	35.591
LARRAUL	9.068	1.500	31.710	375.552	122.614	28.460	111.777	311.789	23.960	33.654
ZERAIN	214.968	255.366	394.388	561.391	788.593	318.173	937.113	837.420	1.295.215	862.144
BELAUNTZA	51.387	2.681	43.542	77.746	62.031	10.812	123.494	395.637	217.195	95.916
ALBIZTUR	0	0	0	0	0	21.990	308.311	99.118	1.500	0
ABALTZISKETA	5.079	3.567	107.534	59.930	4.791	5.792	82.504	256.830	434.652	150.696
HERNIALDE	5.305	26.690	0	0	1.328	6.680	80.394	335.642	1.300	0
LEABURU	51.949	90.628	124.096	1.904	9.193	1.839	119.141	130.358	351.227	41.732
ALKIZA	12.270	10.781	103.017	328.467	1.497	5.944	234.469	50.479	53.965	150.973
ALTZO	107.424	19.748	41.485	12.460	159.039	17.296	285.228	315.896	189.022	16.369
ADUNA	20.712	2.936	121.575	89.872	13.600	9.293	153.850	222.670	97.173	47.903
IKAZTEGIETA	35.100	35.780	460.365	447.113	243.670	36.004	170.793	60.907	719.366	32.982
GABIRIA	0	160.362	64.016	211.265	3.026	0	92.654	178.971	30.345	19.989
BIDEGOIAN	147.818	61.881	231.460	128.753	9.260	15.916	251.293	240.964	404.676	240.106
BERROBI	871	871	151.918	14.926	24.554	140.918	404.703	195.402	5.923	71.138
EZKIO-ITSASO	9.593	169.341	83.874	167.160	73.987	46.605	238.004	127.168	264.073	68.128
ERREZIL	212.134	148.202	48.030	429.240	162.766	90.992	265.894	185.361	36.841	118.344
LIZARTZA	131.052	74.186	178.291	116.476	125.000	0	175.258	180.952	0	0
ITSASONDO	255.179	465.715	15.335	26.781	40.390	143.504	743.698	150.209	142.380	188.880
AIZARNAZABAL	44.198	5.208	54.260	15.329	40.320	174.755	580.069	111.839	36.553	112.263
OLABERRIA	67.711	123.498	55.351	2.981	75.571	0	177.206	157.358	161.446	101.282
AMEZKETA	5.466	6	11.931	60.024	112.103	182.522	1.063.839	418.529	344.297	37.594
BERASTEGI	158.359	63.815	360.915	139.430	59.395	97.574	342.260	284.958	64.226	106.157
ELGETA	149.246	445.024	310.384	343.704	160.848	646.799	804.453	496.369	283.246	555.128
ORMAIZTEGI	63.297	10.738	99.490	35.985	90.521	200.036	516.492	363.290	175.625	29.193
SEGURA	123.867	62.589	267.390	434.975	1.618.439	378.062	959.186	304.802	1.129.521	320.422
LEGORRETA	566.587	334.152	321.370	531.762	968.855	33.403	327.985	176.540	105.966	47.098
ASTEASU	648.733	883.638	43.659	199.146	45.894	116.826	426.746	1.195.744	457.561	43.051
ZALDIBIA	15.107	38.391	1.358.514	1.419.410	1.098.168	642.359	267.278	174.105	48.579	90.216
ZEGAMA	0	689.386	1.198.117	925.989	361.027	1.007.489	1.903.336	936.307	399.070	190.432
IRURA	872.429	516.691	192.151	87.088	71.241	26.000	356.115	199.987	317.914	77.198
ATAUN	562.387	517.458	852.962	1.068.554	1.343.949	2.263.145	886.832	3.185.459	832.770	138.822
ALEGIA	1.937	16.346	44.189	0	0	28.386	366.083	184.858	0	0
ANOETA	0	23.490	688.730	52.430	128.920	5.237	378.033	187.424	60.465	51.112
MENDARO	1.076.025	387.423	1.186.117	52.702	49.212	51.830	483.175	204.573	64.520	342.753
AIA	312.491	587.855	474.800	505.071	445.050	467.703	748.013	403.007	154.693	243.771
ANTZUOLA	93.264	247.871	205.865	672.847	628.823	458.566	1.050.059	473.685	176.705	75.612
IDIAZABAL	76.720	65.988	222.614	214.256	600.254	100.000	449.084	493.289	52.211	2.058
GETARIA	240.501	121.669	356.345	248.814	1.281.163	1.022.548	1.238.556	666.067	239.521	76.748
ZIZURKIL	0	0	0	0	0	0	987.766	334.682	189.176	88.375
ZESTOA	4.974.793	88.198	210.349	1.204.920	1.325.103	600.434	843.766	475.674	98.244	57.963
SORALUZE	1.829.840	564.277	68.184	754.970	560.976	258.474	2.054.911	1.074.834	323.023	68.793
ESKORIATZA	29.635	217.570	234.937	715.321	187.191	328.057	791.900	684.825	262.567	92.415
IBARRA	47.981	42.893	229.910	568.856	439.142	446.173	849.453	927.733	80.951	1.107.602
MUTRIKU	1.302.958	695.776	594.784	338.756	640.948	837.052	954.695	831.074	103.466	29.058
ASTIGARRAGA	34.939	27.964	228.844	808.471	398.331	224.774	1.115.209	1.078.918	196.786	430.879
DEBA	337.518	400.886	546.556	1.242.509	1.330.175	1.245.705	1.772.352	1.252.840	0	66.017
LAZKAO	602.161	23.605	30.817	87.519	869.571	793.747	1.248.677	1.872.095	3.153.749	1.063.156
ORIO	218.571	705.536	987.799	853.127	1.030.923	794.514	2.009.083	734.018	3.427.615	1.070.450
VILLABONA	0	0	1.011.874	565.286	1.050.661	216.332	1.461.438	1.142.647	189.452	99.363
LEZO	47.648	136.408	1.578.037	941.005	524.393	571.399	1.480.388	1.414.474	89.997	64.054
USURBIL	0	3.256.625	327.473	468.939	0	654.530	1.630.965	1.839.097	964.314	591.045
URNIETA	18.755	17.665	1.823.294	69.701	44.502	121.585	1.470.085	820.748	45.688	215.148
URRETXU	926.771	1.291.692	526.009	228.395	632.873	329.973	1.434.972	1.451.969	144.492	158.985
ARETXABALETA	21.271	3.242	249.515	157.094	978.113	173.273	1.647.547	2.268.689	385.152	510.039
LEGAZPI	928.677	1.164.200	492.258	1.747.083	863.793	650.551	2.725.330	1.468.859	394.965	159.848
ZUMAIA	726.393	1.022.628	688.449	322.968	1.521.483	32.582	1.914.096	2.006.906	161.493	57.454
ORDIZIA	921.867	675.964	208.748	293.858	2.243.449	720.896	2.573.103	1.932.829	667.820	485.942
OIARTZUN	366.678	1.825.005	533.746	192.150	2.313.851	946.371	2.724.682	2.642.382	1.645.531	365.793
ZUMARRAGA	226.598	101.575	-92.721	100.081	1.148.498	739.816	3.254.076	2.060.224	2.272.753	741.196
OÑATI	227.851	310.643	225.054	1.039.499	1.428.501	212.541	3.145.875	3.335.119	2.138.905	174.801
AZKOITIA	1.482.015	265.994	1.611.500	1.666.424	2.288.259	1.112.450	2.499.975	3.459.237	618.589	302.452
ELGOIBAR	81.286	0	270.174	1.057.303	703.839	2.132.038	4.001.798	3.193.452	1.409.020	259.323
BEASAIN	22.139	414.410	1.124.547	927.459	938.399	687.125	3.321.303	2.625.088	1.170.957	143.598
AZPEITIA	245.612	28.416	1.095.716	477.665	1.376.982	3.021.852	3.828.042	3.838.497	1.991.095	612.349
ANDOAIN	126.069	748.739	1.397.533	3.760.268	1.478.014	1.272.641	2.708.830	3.870.177	916.848	31.038
BERGARA	885.144	465.659	648.755	1.152.647	1.176.952	813.233	3.210.366	2.516.890	1.311.020	180.332
PASAIA	1.860.318	1.786.736	2.336.463	2.887.120	2.649.477	4.634.456	5.322.449	3.539.499	1.493.469	2.329.943
HONDARRIBIA	737.659	441.280	1.096.970	1.529.043	1.323.553	616.912	8.040.778	3.312.209	4.558.464	2.219.710
LASARTE-ORIA	232.819	1.010.989	1.352.201	1.453.382	412.020	826.652	3.950.753	4.438.960	1.512.992	1.034.421
TOLOSA	1.032.011	1.517.460	1.413.195	3.342.966	3.291.398	1.791.770	8.626.157	3.028.324	1.374.813	1.494.146
HERNANI	542.526	968.834	1.206.134	1.409.088	159.633	2.354.244	5.915.615	2.180.785	178.384	187.517
ARRASATE	163.696	1.846.216	2.764.387	2.965.104	1.653.724	2.526.234	5.581.453	5.936.443	464.476	268.303
ZARAUTZ	10.760	167.054	1.029.792	1.010.668	173.782	368.891	4.013.537	2.806.778	295.734	131.847
EIBAR	327.885	1.900.710	2.007.631	5.999.596	3.014.183	2.213.523	5.703.773	4.477.164	5.373.817	622.291
ERRENTERIA	2.584.896	2.152.762	3.834.906	1.807.577	1.752.202	3.446.857	8.479.012	4.666.901	2.985.152	819.368
IRUN	277.245	1.750.199	1.866.219	1.316.515	3.116.162	834.194	13.548.143	9.620.591	1.596.796	2.190.124
DONOSTIA	13.816.361	12.803.563	7.333.949	7.266.877	8.772.248	7.657.477	34.182.232	33.280.802	7.631.813	4.850.114
GIPUZKOA	**45.277.674**	**47.763.348**	**55.254.945**	**64.146.685**	**66.718.832**	**57.110.940**	**180.843.885**	**145.209.164**	**63.369.188**	**31.239.133**
0-1000	2.097.377	1.909.448	3.977.346	4.484.313	3.953.772	2.355.646	8.315.613	6.836.266	6.987.017	3.474.113
1.000-5.000	13.181.097	6.649.203	9.750.619	11.323.458	11.464.171	9.179.102	17.031.483	13.428.214	5.516.553	3.804.919
5.000-10.000	5.116.310	10.523.457	9.004.574	7.169.632	14.443.065	8.313.285	26.162.622	22.757.545	11.570.521	5.367.228
10.000-20.000	7.702.046	8.060.737	13.685.521	20.802.945	18.375.523	20.215.731	57.826.017	41.398.460	20.947.309	9.710.826
20.000-100.000	3.364.482	7.816.941	11.502.935	13.099.460	9.710.053	9.389.700	37.325.919	27.507.877	10.715.975	4.031.932
>100.000	13.816.361	12.803.563	7.333.949	7.266.877	8.772.248	7.657.477	34.182.232	33.280.802	7.631.813	4.850.114
GUZTIRA	**45.277.674**	**47.763.348**	**55.254.945**	**64.146.685**	**66.718.832**	**57.110.940**	**180.843.885**	**145.209.164**	**63.369.188**	**31.239.133**

MAILEGUEKIKO MENPEKOTASUNA
DEPENDENCIA DE PRÉSTAMOS

	2003	2004	2005	2006	2007	2008	2009	2010	2011	2012
GAINTZA	0	0	0	0	0	19.944	37.386	0	0	9.600
OREXA	90.000	0	0	175.000	0	17.205	34.290	0	0	0
BALIARRAIN	0	0	0	0	0	17.095	0	0	100.000	0
ALTZAGA	0	0	0	0	0	21.543	40.143	1.300	0	0
BEIZAMA	0	0	0	0	0	0	54.819	89.513	62.700	0
GAZTELU	0	0	170.088	0	0	21.427	41.688	0	0	0
ORENDAIN	0	0	0	0	0	22.827	0	300.000	0	0
ARAMA	0	0	0	0	0	23.043	43.819	1.424	0	0
ELDUAIN	0	0	0	0	89.688	0	0	0	31.358	0
MUTILOA	0	0	0	0	0	0	0	390.000	46.221	0
LEINTZ-GATZAGA	0	0	0	0	0	27.946	50.731	0	0	0
LARRAUL	0	0	0	50.000	0	23.672	44.940	0	0	0
ZERAIN	0	380.000	100.000	0	0	0	50.326	0	0	0
BELAUNTZA	0	0	54.159	0	58.416	0	0	0	0	0
ALBIZTUR	0	0	0	0	0	0	72.565	0	0	0
ABALTZISKETA	0	0	0	0	0	30.844	57.446	0	0	70.000
HERNIALDE	0	0	0	0	0	33.631	61.368	0	0	0
LEABURU	98.500	0	0	0	0	36.814	68.989	0	0	0
ALKIZA	0	0	0	0	0	0	60.240	0	0	0
ALTZO	0	0	0	0	0	0	0	0	45.289	0
ADUNA	0	240.000	215.000	0	0	0	0	0	0	0
IKAZTEGIETA	0	0	0	0	255.671	115.975	107.017	362.713	0	0
GABIRIA	0	400.000	0	0	0	39.302	72.961	0	0	0
BIDEGOIAN	70.050	139.950	150.000	0	0	283.791	88.089	0	0	0
BERROBI	0	0	0	400.000	0	25.650	0	198.350	93.744	0
EZKIO-ITSASO	0	0	0	0	0	49.146	92.565	0	0	0
ERREZIL	0	200.000	220.000	210.000	0	52.096	98.082	339.000	24.000	115.000
LIZARTZA	0	150.000	300.000	0	0	52.073	215.303	100.000	0	0
ITSASONDO	0	0	0	0	0	52.293	94.818	2.955	120.000	0
AIZARNAZABAL	0	0	0	0	0	83.130	1.066.889	0	0	0
OLABERRIA	120.000	0	0	0	0	74.842	137.683	300.000	0	0
AMEZKETA	150.253	0	0	326.000	0	0	360.000	50.000	0	0
BERASTEGI	0	0	0	0	0	0	0	0	1.094.956	0
ELGETA	0	148.861	0	658.605	0	653.309	152.534	252.352	0	38.000
ORMAIZTEGI	0	0	0	300.000	0	96.550	179.997	0	0	0
SEGURA	55.000	185.405	0	0	0	500.000	0	700.000	0	181.491
LEGORRETA	0	280.303	0	0	146.020	107.461	199.329	0	0	0
ASTEASU	1.653.000	0	0	0	0	108.164	0	0	700.000	200.000
ZALDIBIA	0	0	0	0	0	108.980	200.449	0	0	51.600
ZEGAMA	0	0	0	0	0	103.530	195.406	0	200.000	0
IRURA	0	0	0	0	0	91.183	174.896	0	0	5.955
ATAUN	0	0	0	0	0	119.632	220.531	0	200.000	56.400
ALEGIA	0	0	0	350.000	0	126.476	232.999	0	0	0
ANOETA	0	2.982.361	0	15.308	0	0	247.909	0	0	0
MENDARO	0	300.000	0	0	0	129.928	240.276	0	0	0
AIA	0	0	0	0	0	137.071	256.939	0	0	0
ANTZUOLA	0	219.813	203.283	0	0	157.622	3.028.100	0	0	0
IDIAZABAL	0	0	0	0	0	165.245	306.391	0	900.000	0
GETARIA	0	412.909	150.000	0	1.548.606	643.091	254.993	0	0	187.020
ZIZURKIL	900.438	0	238.305	116.000	596.770	731.915	1.055.068	130.000	0	0
ZESTOA	0	225.000	0	0	0	635.383	678.667	254.000	0	0
SORALUZE	117.482	100.992	374.590	0	0	312.877	1.166.028	0	0	160.000
ESKORIATZA	661.113	0	690.484	1.711.169	0	300.563	551.404	0	0	0
IBARRA	420.000	0	0	0	300.000	328.615	0	0	1.856.863	0
MUTRIKU	1.286.561	730.973	1.286.114	0	760.000	1.263.083	1.526.746	0	0	300.000
ASTIGARRAGA	651.224	130.569	0	0	519.590	0	0	175.329	0	0
DEBA	0	0	0	4.000.000	0	409.076	748.801	22.915	373.411	99.590
LAZKAO	0	0	0	0	650.000	1.460.410	724.090	0	0	0
ORIO	771.359	0	0	0	0	357.380	0	671.087	0	0
VILLABONA	0	329.293	300.000	586.000	0	0	1.100.000	200.000	129.000	398.400
LEZO	0	0	1.500.000	0	1.200.000	0	0	0	0	0
USURBIL	0	1.780.000	3.894	63.294	0	438.262	819.409	1.200.000	0	0
URNIETA	0	0	0	0	1.177.023	0	0	0	0	0
URRETXU	0	0	0	0	0	2.016.184	2.431.998	0	0	232.000
ARETXABALETA	0	0	0	0	0	492.122	1.663.237	2.505.904	5.004.171	228.800
LEGAZPI	0	0	0	0	0	0	1.710.787	1.202.780	0	0
ZUMAIA	0	0	0	0	0	0	0	0	0	318.000
ORDIZIA	699.300	463.400	3.000.000	600.000	112.552	520.000	115.213	32.677	54.410	0
OIARTZUN	0	1.190.638	0	0	1.563.101	1.679.499	1.673.526	800.000	956.400	780.000
ZUMARRAGA	0	0	0	0	0	771.863	1.398.474	0	0	1.632.242
OÑATI	0	1.300.000	0	1.300.000	1.300.000	0	750.000	775.000	2.190.000	0
AZKOITIA	0	0	968.349	0	0	2.245.291	9.502.473	0	0	384.000
ELGOIBAR	0	0	0	0	0	822.301	1.517.821	223.817	26.183	0
BEASAIN	0	0	2.787.632	4.250.000	0	965.154	1.787.014	110.606	0	0
AZPEITIA	2.704.554	0	0	1.500.000	0	5.465.593	1.953.956	0	0	0
ANDOAIN	0	0	938.500	0	0	1.072.437	5.057.103	1.040.390	0	0
BERGARA	1.237.400	1.400.000	1.300.000	1.350.000	1.360.000	1.300.000	3.402.061	0	0	0
PASAIA	0	0	2.060.000	1.500.000	346.341	769.024	2.310.206	0	0	949.878
HONDARRIBIA	0	0	0	0	0	0	0	0	0	0
LASARTE-ORIA	0	0	0	0	4.225.000	0	2.442.820	0	0	0
TOLOSA	0	1.000	1.672.000	7.146.000	4.091.283	0	1.900.350	0	0	0
HERNANI	0	0	0	0	0	0	2.852.956	0	0	328.000
ARRASATE	1.800.000	0	5.904.907	1.200.000	0	0	3.077.493	27.900	3.115.227	0
ZARAUTZ	13.800.000	0	0	0	0	4.847.161	5.393.815	3.756.241	1.210.022	175.870
EIBAR	2.099.000	0	0	0	800.000	290.000	2.820.000	0	3.990.000	1.133.000
ERRENTERIA	2.650.000	6.091.680	2.161.503	2.865.000	2.365.000	1.000	5.834.880	1.709.175	0	0
IRUN	0	16.160.814	0	8.628.761	10.947.339	10.332.361	17.674.571	2.935.437	4.255.119	0
DONOSTIA	8.425.491	4.300.878	11.498.607	41.412	0	45.615.092	38.958.756	9.723.417	8.371.332	10.567.366
GIPUZKOA	**40.460.726**	**40.244.838**	**38.247.413**	**39.342.549**	**34.412.400**	**89.815.177**	**133.542.628**	**30.584.281**	**35.150.406**	**18.602.212**
0-1000	528.803	1.509.950	1.209.246	1.161.000	403.776	1.124.290	3.052.157	2.135.255	523.312	194.600
1.000-5.000	5.744.819	5.717.185	2.942.775	3.151.082	2.591.396	5.557.594	9.341.915	1.336.352	4.951.819	880.466
5.000-10.000	1.470.659	3.763.332	4.803.894	5.249.294	5.982.266	8.636.017	12.513.807	6.810.692	6.517.392	2.356.790
10.000-20.000	3.941.954	2.701.000	9.726.481	17.046.000	11.322.624	13.411.663	34.875.234	2.149.813	2.216.183	3.294.120
20.000-100.000	20.349.000	22.252.494	8.066.410	12.693.761	14.112.339	15.470.522	34.800.760	8.428.753	12.570.368	1.308.870
>100.000	8.425.491	4.300.878	11.498.607	41.412	0	45.615.092	38.958.756	9.723.417	8.371.332	10.567.366
GUZTIRA	**40.460.726**	**40.244.838**	**38.247.413**	**39.342.549**	**34.412.400**	**89.815.177**	**133.542.628**	**30.584.281**	**35.150.406**	**18.602.212**

PRESIO FISKALA
PRESIÓN FISCAL

	2003	2004	2005	2006	2007	2008	2009	2010	2011	2012
GAINTZA	18.762	18.833	21.568	23.813	24.382	40.402	23.831	25.442	31.881	38.272
OREXA	10.551	15.203	13.257	15.009	24.065	25.326	27.513	29.178	30.816	36.056
BALIARRAIN	11.903	13.221	13.486	30.970	29.973	43.978	26.016	37.366	33.762	21.262
ALTZAGA	21.129	38.683	36.539	39.540	33.469	79.229	44.369	44.684	46.535	44.205
BEIZAMA	75.656	28.411	4.417	35	10.256	56.419	24.639	40.038	29.572	40.225
GAZTELU	16.039	19.793	18.902	11.949	15.724	38.253	15.791	19.628	14.361	20.960
ORENDAIN	31.573	31.818	37.186	51.993	70.633	70.870	64.636	63.651	71.498	86.763
ARAMA	80.382	55.691	121.512	78.966	90.811	121.268	117.083	121.441	141.071	126.129
ELDUAIN	42.535	66.912	68.314	57.710	59.270	76.564	79.635	57.157	75.196	88.204
MUTILOA	51.669	77.226	96.875	57.463	56.904	42.310	50.304	76.827	59.030	71.198
LEINTZ-GATZAGA	54.655	64.167	59.050	148.648	84.106	78.213	71.188	84.181	82.145	94.316
LARRAUL	32.960	161.364	125.032	58.961	73.871	71.526	89.736	85.118	77.420	88.631
ZERAIN	70.476	59.813	72.548	83.213	69.141	76.322	75.512	81.345	85.153	92.369
BELAUNTZA	126.026	96.848	93.181	173.672	130.403	117.316	112.402	122.342	102.763	108.553
ALBIZTUR	71.323	87.912	131.752	102.475	85.624	75.225	98.614	92.266	123.617	139.566
ABALTZISKETA	54.842	70.168	76.541	47.976	83.478	79.504	73.539	91.983	71.008	84.061
HERNIALDE	60.111	38.906	38.442	41.570	46.670	52.513	58.567	63.482	72.483	82.501
LEABURU	73.028	58.034	65.902	223.389	83.067	172.904	84.932	87.781	94.177	132.791
ALKIZA	79.611	44.450	124.451	72.433	78.595	88.339	83.796	90.206	93.041	92.669
ALTZO	147.083	142.872	190.179	194.615	158.157	287.828	163.386	193.310	185.337	221.461
ADUNA	306.839	303.413	338.421	452.572	361.689	407.482	468.147	402.212	412.054	421.737
IKAZTEGIETA	165.754	164.196	158.006	169.732	184.629	184.542	182.012	154.269	138.140	185.176
GABIRIA	90.958	173.224	99.419	198.496	209.442	92.254	104.692	150.863	110.513	126.897
BIDEGOIAN	174.577	109.349	119.925	149.850	168.719	175.338	137.746	161.340	170.089	195.514
BERROBI	129.066	193.849	121.425	141.363	136.211	177.183	117.393	120.580	100.118	172.629
EZKIO-ITSASO	308.405	330.951	360.275	342.046	548.339	397.530	386.944	345.583	405.383	483.829
ERREZIL	131.728	125.408	153.737	199.072	181.613	162.434	184.071	184.354	195.126	218.620
LIZARTZA	213.104	335.348	163.277	233.605	183.309	176.457	225.111	163.680	179.277	244.974
ITSASONDO	134.741	166.504	252.177	200.592	233.448	197.745	206.460	224.815	226.528	206.716
AIZARNAZABAL	408.506	418.106	495.792	423.589	625.988	478.961	467.440	583.236	600.933	721.750
OLABERRIA	882.535	780.774	983.273	1.055.117	1.211.413	1.324.570	1.067.535	949.613	1.406.712	1.687.785
AMEZKETA	186.720	202.223	197.632	204.646	299.234	250.508	355.159	326.619	329.339	409.362
BERASTEGI	240.828	201.948	258.037	252.023	399.998	476.846	261.120	359.699	256.770	419.116
ELGETA	552.185	487.110	757.872	577.067	519.379	546.406	585.713	792.988	832.876	746.440
ORMAIZTEGI	427.511	486.307	553.263	513.290	465.886	520.980	453.034	396.559	425.488	530.695
SEGURA	347.483	380.557	416.123	471.289	494.403	468.464	426.445	464.467	385.302	411.663
LEGORRETA	419.868	433.591	554.325	788.945	494.932	506.156	616.967	555.925	571.633	637.635
ASTEASU	597.101	558.739	830.840	1.090.757	1.199.688	888.460	1.145.123	891.327	936.369	1.094.904
ZALDIBIA	336.072	263.395	332.766	404.481	398.611	532.609	576.093	391.639	482.881	617.104
ZEGAMA	338.265	465.571	669.418	460.371	637.207	390.249	413.776	420.089	508.872	520.973
IRURA	736.584	659.312	829.718	542.924	669.289	801.688	1.094.277	829.036	751.953	699.592
ATAUN	372.185	408.174	443.117	510.639	558.778	474.099	533.714	462.165	370.885	391.219
ALEGIA	328.815	327.087	368.113	556.951	546.153	558.956	762.115	507.804	540.814	649.980
ANOETA	458.760	428.216	502.690	591.730	638.420	605.160	571.782	588.176	1.008.880	748.888
MENDARO	557.588	583.846	814.759	768.250	728.780	770.003	725.092	726.492	737.218	755.558
AIA	677.335	667.823	1.200.283	969.383	894.693	1.045.146	1.001.393	1.075.147	1.024.876	1.044.539
ANTZUOLA	706.363	734.411	710.891	759.765	597.946	600.981	655.224	770.524	841.514	945.083
IDIAZABAL	902.644	1.024.766	1.177.143	1.345.199	1.101.778	985.211	1.090.762	1.049.558	1.277.621	1.539.521
GETARIA	1.031.808	940.438	958.231	895.410	969.469	1.015.913	1.142.865	1.382.755	1.201.145	1.285.343
ZIZURKIL	766.632	907.762	909.728	677.848	772.592	769.147	1.083.225	879.564	897.479	964.138
ZESTOA	1.325.533	1.264.028	1.705.053	2.364.934	2.164.992	1.874.025	2.121.805	1.969.711	2.291.115	2.111.179
SORALUZE	1.089.662	1.000.253	923.288	1.098.354	1.136.544	1.111.826	1.157.782	1.180.512	1.280.575	1.362.367
ESKORIATZA	1.920.370	1.746.102	1.916.495	2.348.974	2.366.881	2.085.749	2.228.116	2.618.573	2.372.665	2.486.399
IBARRA	876.077	957.823	1.871.009	1.315.335	1.599.338	1.707.939	1.580.695	1.410.513	1.593.983	1.734.338
MUTRIKU	1.314.824	1.166.884	1.517.277	1.355.546	1.637.078	1.944.775	1.728.762	1.757.053	1.843.645	1.914.952
ASTIGARRAGA	2.340.221	2.164.079	2.947.129	2.436.768	2.509.984	2.967.217	2.619.691	3.356.539	3.421.497	2.889.761
DEBA	3.191.297	2.810.780	3.286.977	3.260.584	2.701.133	2.897.401	3.010.849	3.012.703	2.968.072	3.116.492
LAZKAO	1.783.458	1.970.816	2.053.424	2.643.549	2.341.862	2.903.575	2.797.183	2.714.108	2.665.194	2.978.942
ORIO	2.138.827	3.185.917	1.468.466	2.141.348	1.932.785	1.814.621	2.270.741	2.521.888	2.528.054	2.429.647
VILLABONA	1.600.719	1.726.507	1.900.092	2.064.571	2.247.128	2.307.172	2.029.164	2.186.893	2.189.676	2.451.072
LEZO	2.620.277	2.532.518	2.434.265	2.861.194	2.939.814	3.166.142	3.205.543	3.360.996	3.346.754	3.594.486
USURBIL	2.792.796	3.419.334	3.633.365	3.772.451	4.071.349	3.873.539	4.470.533	4.937.965	4.919.728	4.625.669
URNIETA	2.909.686	2.896.882	3.269.969	3.349.289	3.633.955	3.734.298	3.648.488	3.791.026	3.842.766	4.137.658
URRETXU	2.026.673	1.826.964	2.624.826	2.342.902	2.213.427	2.044.313	2.139.075	2.276.242	2.635.411	2.593.046
ARETXABALETA	2.682.741	2.372.956	2.703.326	3.081.618	5.538.075	3.252.491	2.978.263	3.304.866	3.267.759	3.386.172
LEGAZPI	2.419.245	2.857.855	2.673.736	2.957.123	3.011.996	3.277.081	3.371.084	3.446.929	3.819.124	3.594.047
ZUMAIA	3.899.265	4.484.879	4.597.885	4.812.195	4.815.484	4.851.142	4.867.678	5.270.893	5.552.449	5.463.225
ORDIZIA	3.961.861	4.335.090	4.151.853	4.432.938	4.734.504	5.142.649	5.224.558	4.334.075	4.502.678	4.417.034
OIARTZUN	4.510.187	5.776.907	6.029.373	6.781.152	7.208.442	6.786.000	6.763.691	6.873.810	7.181.463	7.895.850
ZUMARRAGA	4.020.013	4.051.381	4.534.073	5.147.809	4.354.447	3.628.575	3.996.567	4.250.484	4.746.056	4.822.116
OÑATI	6.016.484	6.445.695	7.003.481	7.422.613	7.138.395	8.160.155	6.767.829	6.573.638	7.247.692	6.986.288
AZKOITIA	4.002.972	4.088.324	5.315.711	5.976.377	6.437.096	6.291.872	5.460.226	5.626.917	5.762.304	5.858.355
ELGOIBAR	5.886.748	4.982.415	5.026.643	5.456.148	4.652.093	5.638.979	5.836.406	5.916.616	6.371.236	6.529.360
BEASAIN	5.219.678	5.664.946	5.194.370	4.870.064	4.932.108	5.483.286	5.483.294	5.389.906	5.376.005	5.520.111
AZPEITIA	7.412.292	6.667.058	7.309.929	7.824.317	9.960.941	8.817.114	9.266.436	8.942.636	9.335.545	8.189.475
ANDOAIN	5.337.791	5.380.114	4.953.800	5.233.896	6.374.790	7.478.887	8.569.364	7.707.814	7.828.404	7.903.200
BERGARA	7.419.367	7.381.468	7.963.557	8.311.623	9.188.460	10.218.381	10.386.663	10.383.261	10.433.429	10.654.958
PASAIA	5.347.887	5.602.994	5.910.972	6.176.764	6.935.880	6.869.723	6.557.865	8.207.534	6.964.374	7.318.013
HONDARRIBIA	9.022.039	9.958.814	9.836.650	10.161.907	11.556.327	11.638.402	11.771.121	12.540.116	11.792.708	11.923.295
LASARTE-ORIA	5.950.321	6.689.059	6.436.676	7.868.929	7.351.345	7.705.710	7.921.412	9.347.487	8.206.731	8.618.422
TOLOSA	8.562.720	9.299.571	9.767.288	10.172.193	9.707.065	11.615.867	9.416.304	9.665.871	10.747.639	10.022.973
HERNANI	8.641.101	8.671.116	9.106.689	9.541.076	10.161.107	11.985.479	11.670.078	12.447.038	12.996.593	14.034.128
ARRASATE	9.718.751	10.506.011	12.434.384	14.547.316	14.927.910	14.389.795	13.997.164	14.648.847	14.638.885	15.115.261
ZARAUTZ	8.028.421	8.219.965	9.482.763	9.748.291	10.492.329	11.901.453	12.487.995	12.901.813	15.299.909	14.028.304
EIBAR	11.718.762	12.565.955	11.150.392	11.828.313	13.211.789	11.607.313	12.737.961	14.043.825	14.014.020	14.739.020
ERRENTERIA	13.806.954	14.971.064	14.942.984	15.667.088	17.110.154	17.348.872	17.886.576	18.140.815	18.639.865	17.209.383
IRUN	24.893.965	27.274.098	28.377.783	32.098.209	33.061.560	34.168.455	34.256.182	35.689.464	35.708.075	34.550.211
DONOSTIA	91.667.065	92.875.634	88.459.123	97.564.002	105.308.150	111.608.072	114.730.960	118.251.333	123.525.894	130.004.015
GIPUZKOA	**302.138.324**	**314.244.982**	**322.054.883**	**348.499.163**	**369.407.350**	**381.974.127**	**385.841.020**	**398.819.216**	**410.705.623**	**417.996.789**
0-1000	4.263.248	4.493.672	4.852.492	5.285.082	5.652.635	5.719.311	5.288.198	5.274.590	5.795.077	6.785.180
1.000-5.000	18.664.717	18.258.224	23.167.566	23.096.231	19.355.756	18.736.012	20.227.117	19.723.225	20.590.915	21.696.673
5.000-10.000	36.537.031	40.197.405	40.827.557	44.500.915	51.537.015	50.962.413	51.125.303	53.145.986	54.684.270	55.488.050
10.000-20.000	82.839.410	84.882.955	88.359.838	94.163.717	98.750.052	105.532.431	103.103.565	106.999.318	107.808.713	108.380.694
20.000-100.000	68.166.854	73.537.093	76.388.306	83.889.217	88.803.742	89.415.887	91.365.878	95.424.764	98.300.753	95.642.178
>100.000	91.667.065	92.875.634	88.459.123	97.564.002	105.308.150	111.608.072	114.730.960	118.251.333	123.525.894	130.004.015
GUZTIRA	**302.138.324**	**314.244.982**	**322.054.883**	**348.499.163**	**369.407.350**	**381.974.127**	**385.841.020**	**398.819.216**	**410.705.623**	**417.996.789**

ZERGA AHALMENA
CAPACIDAD FISCAL

	2004	2005	2006	2007	2008	2009	2010	2011	2012	2013
GAINTZA	8.208	8.768	8.528	8.549	8.730	8.422	8.816	10.074	9.703	9.525
OREXA	5.939	6.379	6.739	7.168	7.418	7.036	7.652	9.365	9.180	9.257
BALIARRAIN	4.224	4.722	4.832	5.627	5.325	4.952	5.416	8.391	9.040	8.322
ALTZAGA	3.015	3.500	3.717	3.781	3.914	3.991	3.978	9.209	9.362	9.446
BEIZAMA	13.045	13.659	13.614	14.160	14.424	14.114	14.572	16.279	15.784	16.426
GAZTELU	6.605	7.347	7.698	7.454	7.832	7.583	7.792	10.370	10.796	10.657
ORENDAIN	9.574	10.116	10.361	10.423	10.500	10.165	10.627	12.080	12.458	11.709
ARAMA	22.073	24.788	26.463	26.801	28.619	28.212	29.555	37.367	37.087	40.745
ELDUAIN	22.662	23.229	23.556	24.514	23.816	23.705	24.804	27.795	27.853	29.652
MUTILOA	10.839	11.942	12.388	12.935	12.623	12.739	13.098	17.601	18.765	18.805
LEINTZ-GATZAGA	13.172	13.846	14.260	15.215	15.442	15.456	15.672	18.122	19.169	17.924
LARRAUL	10.515	10.869	11.944	11.452	12.680	12.349	12.584	15.859	16.025	15.834
ZERAIN	17.814	18.640	18.951	19.182	19.319	18.723	19.302	21.847	21.858	21.258
BELAUNTZA	32.792	33.623	32.273	34.820	31.475	35.001	35.338	37.396	37.430	37.661
ALBIZTUR	22.097	23.524	26.393	26.676	26.739	25.977	27.012	32.529	33.567	33.597
ABALTZISKETA	23.996	24.654	24.694	25.423	25.748	25.398	26.279	23.293	21.484	22.479
HERNIALDE	14.962	15.058	15.666	15.719	15.871	15.970	15.943	22.210	22.194	22.554
LEABURU	28.594	29.349	29.594	30.921	31.192	31.598	34.576	35.657	36.237	39.305
ALKIZA	18.271	19.021	19.297	19.800	20.300	20.027	20.614	25.258	25.220	25.147
ALTZO	37.566	43.861	49.411	54.750	46.611	59.592	56.840	70.285	73.682	73.875
ADUNA	80.611	79.847	82.835	83.511	87.411	85.468	86.017	103.621	105.445	121.109
IKAZTEGIETA	32.388	33.015	32.614	62.239	38.397	35.308	35.816	33.906	38.484	36.101
GABIRIA	39.032	40.320	40.629	41.113	41.328	40.621	42.384	44.131	44.862	47.998
BIDEGOIAN	33.694	35.627	36.694	37.278	37.851	37.452	37.673	38.836	38.380	44.214
BERROBI	41.082	41.670	41.698	42.349	42.843	42.852	43.470	48.276	48.366	49.471
EZKIO-ITSASO	69.956	71.894	72.103	72.777	73.735	73.815	74.128	75.696	78.849	83.581
ERREZIL	47.058	49.238	49.090	49.582	50.212	49.484	50.517	52.302	53.188	52.663
LIZARTZA	40.692	41.345	42.352	45.816	47.598	49.279	50.986	56.261	57.494	59.110
ITSASONDO	38.264	39.595	40.167	39.973	40.054	39.920	40.259	45.833	45.699	46.263
AIZARNAZABAL	52.307	54.722	55.542	57.469	60.699	60.181	59.701	71.440	68.471	65.368
OLABERRIA	152.154	154.107	155.316	158.369	158.637	163.020	170.246	180.729	183.194	220.914
AMEZKETA	75.945	76.745	77.426	78.359	80.604	81.159	81.108	88.809	88.858	88.838
BERASTEGI	78.490	79.774	80.635	82.355	82.486	82.176	84.597	94.689	95.069	105.294
ELGETA	75.079	81.227	80.938	82.062	84.392	84.483	93.562	114.799	119.850	128.243
ORMAIZTEGI	83.459	86.486	87.952	88.379	89.662	89.376	89.521	107.780	105.955	108.741
SEGURA	66.825	69.502	72.564	71.965	77.687	78.325	80.371	96.708	99.373	97.632
LEGORRETA	90.995	97.836	98.666	100.888	101.859	91.727	103.440	114.974	118.108	188.688
ASTEASU	111.519	117.596	122.039	121.150	128.249	130.207	129.803	150.203	150.425	182.066
ZALDIBIA	127.231	129.168	132.241	132.671	135.715	136.570	136.826	150.143	152.964	155.795
ZEGAMA	73.608	77.729	80.152	81.253	84.425	83.548	83.981	102.134	104.949	105.976
IRURA	94.895	100.199	104.731	100.974	115.730	121.723	117.575	155.846	150.107	157.143
ATAUN	78.311	81.052	82.376	87.296	88.179	88.013	90.648	105.391	109.391	110.757
ALEGIA	82.702	89.313	89.046	90.107	92.241	89.841	93.531	108.287	109.390	112.115
ANOETA	107.721	110.217	111.372	112.443	113.169	113.221	116.354	121.707	125.693	133.322
MENDARO	58.545	62.184	71.454	76.056	80.836	81.122	84.826	118.746	122.418	133.740
AIA	151.397	155.172	149.636	161.994	160.990	159.347	164.920	171.048	173.591	181.773
ANTZUOLA	117.775	121.706	129.626	132.933	133.539	132.207	134.496	158.211	162.530	176.013
IDIAZABAL	165.121	176.613	178.341	186.546	191.272	189.398	194.434	221.959	251.404	265.342
GETARIA	159.222	162.185	166.149	166.986	167.303	168.660	170.833	189.991	197.014	206.877
ZIZURKIL	185.903	188.212	168.506	187.970	188.673	188.015	189.467	209.595	210.835	230.941
ZESTOA	193.058	196.342	206.406	219.758	253.324	262.791	270.863	323.750	335.195	336.054
SORALUZE	172.052	174.839	176.449	182.545	187.814	183.880	184.826	218.017	221.161	230.273
ESKORIATZA	248.932	257.703	263.816	273.550	276.283	274.668	286.952	327.273	327.636	327.393
IBARRA	192.756	197.228	195.909	209.287	220.102	223.490	233.019	270.785	278.680	284.860
MUTRIKU	227.313	232.948	235.065	242.557	249.593	244.736	252.269	293.578	296.776	311.345
ASTIGARRAGA	369.760	378.435	387.456	394.646	417.815	431.088	439.577	508.386	513.341	545.995
DEBA	376.152	398.763	424.162	452.349	474.312	480.643	487.296	522.986	530.441	535.993
LAZKAO	333.761	349.390	356.903	371.318	384.418	386.205	385.006	447.159	446.472	451.667
ORIO	222.112	230.296	234.699	236.737	249.102	251.305	256.435	310.338	317.087	320.216
VILLABONA	290.560	295.304	296.964	299.734	304.360	296.592	301.849	344.533	347.255	363.565
LEZO	334.300	342.214	343.612	351.288	354.557	353.250	360.231	442.963	452.844	472.099
USURBIL	481.079	506.961	512.657	522.330	527.064	537.015	580.129	658.662	667.763	670.277
URNIETA	420.701	440.173	435.894	443.278	456.173	450.293	460.641	548.794	554.822	563.839
URRETXU	332.581	338.156	339.538	345.411	345.677	347.763	365.555	453.082	446.294	455.082
ARETXABALETA	366.075	376.489	383.368	390.807	398.191	399.941	402.358	473.380	490.655	513.123
LEGAZPI	483.597	498.009	504.868	508.801	523.611	524.811	551.955	620.033	640.188	667.906
ZUMAIA	495.849	503.176	517.877	545.824	558.365	563.413	578.982	666.190	683.548	699.425
ORDIZIA	456.581	478.117	498.689	502.946	512.019	504.078	524.398	598.251	603.072	602.321
OIARTZUN	954.892	990.953	993.126	1.025.946	1.049.097	1.125.992	1.075.278	1.137.658	1.176.231	1.191.154
ZUMARRAGA	470.874	483.445	488.589	521.223	529.601	530.391	538.391	624.693	634.480	640.528
OÑATI	722.136	752.315	763.951	787.711	797.426	793.087	821.355	924.027	935.841	943.342
AZKOITIA	557.707	576.851	598.310	609.004	616.054	620.914	628.963	744.769	749.990	778.273
ELGOIBAR	666.757	696.440	714.339	734.605	743.448	738.816	754.951	853.211	862.825	879.216
BEASAIN	735.010	770.915	783.951	786.510	791.886	793.894	812.015	926.746	949.846	992.538
AZPEITIA	943.914	978.940	956.701	1.012.357	1.018.465	1.014.819	1.026.345	1.142.218	1.152.217	1.188.584
ANDOAIN	797.149	828.733	849.282	865.236	881.388	887.817	896.145	1.025.638	1.012.357	1.068.243
BERGARA	932.389	961.553	978.521	1.001.466	1.034.877	1.058.731	1.086.680	1.212.570	1.239.769	1.259.499
PASAIA	767.653	778.416	795.125	804.033	805.523	801.497	800.348	919.071	922.321	854.426
HONDARRIBIA	1.024.832	1.074.523	1.102.707	1.124.249	1.146.202	1.142.717	1.176.984	1.354.947	1.387.634	1.395.555
LASARTE-ORIA	941.955	976.969	988.566	1.007.183	1.021.857	1.010.891	1.084.153	1.198.801	1.225.484	1.235.623
TOLOSA	956.755	990.194	1.002.871	1.011.074	1.022.535	1.003.875	1.015.985	1.176.747	1.191.003	1.193.808
HERNANI	1.165.369	1.205.139	1.225.297	1.247.134	1.274.165	1.236.509	1.288.569	1.481.289	1.508.485	1.535.380
ARRASATE	1.446.048	1.510.247	1.530.375	1.540.040	1.572.935	1.573.757	1.660.305	1.860.796	1.875.582	1.837.445
ZARAUTZ	1.276.884	1.323.138	1.351.062	1.365.536	1.380.810	1.375.892	1.396.993	1.574.675	1.582.779	1.601.536
EIBAR	1.337.311	1.372.850	1.392.826	1.409.429	1.451.109	1.445.125	1.565.496	1.690.019	1.743.123	1.753.615
ERRENTERIA	1.651.211	1.722.086	1.744.270	1.771.447	1.853.462	1.834.243	1.901.754	2.214.994	2.252.452	2.232.340
IRUN	3.320.929	3.453.083	3.543.440	3.618.723	3.685.111	3.653.811	3.696.142	4.217.146	4.192.974	4.296.241
DONOSTIA	12.880.806	13.369.214	13.847.673	14.020.297	14.301.618	14.172.817	14.678.270	15.880.164	16.064.484	16.426.175
GIPUZKOA	**42.485.740**	**44.061.737**	**45.058.583**	**45.964.605**	**46.914.709**	**46.779.082**	**48.149.422**	**53.981.374**	**54.690.358**	**55.825.220**
0-1000	1.029.146	1.065.019	1.086.845	1.144.206	1.127.948	1.139.570	1.162.774	1.300.826	1.318.181	1.389.808
1.000-5.000	3.312.666	3.423.668	3.471.526	2.949.169	3.053.932	3.052.788	3.134.845	3.632.037	3.721.739	3.959.041
5.000-10.000	5.548.240	5.748.001	5.842.358	6.633.973	6.804.358	6.897.123	7.021.957	8.025.990	8.166.790	8.364.007
10.000-20.000	10.682.499	11.074.432	11.248.209	11.511.785	11.683.427	11.633.957	11.930.885	13.584.726	13.772.253	13.965.014
20.000-100.000	9.032.383	9.381.403	9.561.972	9.705.176	9.943.427	9.882.828	10.220.691	11.557.631	11.646.911	11.721.177
>100.000	12.880.806	13.369.214	13.847.673	14.020.297	14.301.618	14.172.817	14.678.270	15.880.164	16.064.484	16.426.175
GUZTIRA	**42.485.740**	**44.061.737**	**45.058.583**	**45.964.605**	**46.914.709**	**46.779.082**	**48.149.422**	**53.981.374**	**54.690.358**	**55.825.220**

JASOTAKO TRANSFERENTZIA ARRUNTAK
TRANSFERENCIAS CORRIENTES RECIBIDAS

	2003	2004	2005	2006	2007	2008	2009	2010	2011	2012
GAINTZA	162.134	156.353	158.976	169.061	182.376	161.469	137.704	161.713	142.996	148.699
OREXA	145.320	177.347	140.413	142.255	163.125	144.976	137.814	162.755	167.758	187.713
BALIARRAIN	198.185	148.999	152.394	164.420	154.446	176.669	182.948	186.083	166.653	221.614
ALTZAGA	155.887	184.284	168.459	207.269	252.260	179.382	166.069	205.826	157.606	177.618
BEIZAMA	179.846	168.673	173.378	229.387	203.554	217.905	181.018	234.117	212.870	294.848
GAZTELU	159.352	191.401	159.556	175.045	193.224	165.217	154.383	182.542	151.879	194.784
ORENDAIN	167.915	188.753	214.262	196.155	185.122	251.809	239.847	226.856	213.366	201.052
ARAMA	191.279	394.042	182.843	205.679	229.802	213.506	184.515	225.000	186.911	224.963
ELDUAIN	173.746	172.530	180.401	190.290	192.523	238.341	199.749	197.064	146.725	220.954
MUTILOA	176.122	180.369	207.719	200.747	257.432	243.014	230.418	232.097	188.862	220.422
LEINTZ-GATZAGA	213.389	199.699	205.565	221.929	258.340	228.242	311.836	254.041	238.839	231.325
LARRAUL	176.611	159.074	191.220	189.604	195.412	203.115	173.212	210.866	188.343	211.507
ZERAIN	190.533	199.399	219.980	222.556	255.043	289.187	219.287	256.620	253.942	225.413
BELAUNTZA	216.795	219.034	236.960	245.729	251.028	287.675	256.641	248.310	213.771	230.373
ALBIZTUR	208.780	206.837	242.526	337.121	370.192	269.746	192.881	256.293	229.929	248.836
ABALTZISKETA	223.495	225.968	253.817	253.110	293.213	285.824	320.560	270.623	244.041	315.052
HERNIALDE	215.014	215.074	228.621	252.596	257.283	292.300	241.888	291.162	248.147	262.528
LEABURU	240.955	313.423	265.454	305.460	319.146	288.066	258.249	310.989	255.429	333.655
ALKIZA	195.889	195.203	220.782	245.143	269.660	250.479	226.216	268.555	243.126	257.745
ALTZO	328.113	262.952	319.919	294.531	324.723	353.644	334.943	323.402	241.142	277.993
ADUNA	263.135	263.590	287.944	310.809	359.276	736.252	316.906	293.752	257.695	267.571
IKAZTEGIETA	253.241	272.848	295.062	313.041	339.690	337.465	335.247	343.110	354.420	354.981
GABIRIA	289.871	297.729	308.420	309.360	354.967	373.190	342.838	393.486	305.879	351.670
BIDEGOIAN	253.796	290.951	334.927	376.961	432.191	425.418	415.849	478.294	445.773	466.687
BERROBI	471.585	338.949	368.387	384.264	407.398	478.013	577.766	433.718	285.218	432.865
EZKIO-ITSASO	379.013	377.188	427.866	455.986	479.368	432.700	398.490	482.040	508.803	468.992
ERREZIL	324.602	362.401	413.237	447.443	512.049	465.362	441.921	468.015	431.022	484.893
LIZARTZA	335.927	378.949	390.981	424.176	522.597	400.723	356.265	401.300	372.745	425.604
ITSASONDO	338.838	404.161	410.833	446.069	467.920	494.139	403.404	476.874	387.830	450.364
AIZARNAZABAL	321.605	316.608	469.598	407.007	389.557	501.500	383.909	440.961	445.763	399.167
OLABERRIA	525.558	512.960	555.670	579.821	629.025	603.557	537.220	609.884	559.859	598.709
AMEZKETA	501.512	508.350	580.226	602.981	620.735	771.566	672.084	637.344	609.558	541.509
BERASTEGI	471.844	512.608	576.062	595.665	600.745	855.465	732.394	685.398	501.468	663.608
ELGETA	553.856	572.974	725.949	785.576	850.126	854.044	852.941	871.083	785.193	830.814
ORMAIZTEGI	545.232	547.355	594.535	718.506	820.214	790.139	756.068	785.545	710.770	765.381
SEGURA	566.854	597.260	696.710	730.186	856.125	934.935	942.642	851.514	939.851	654.492
LEGORRETA	680.492	670.163	767.239	819.681	913.634	882.112	859.997	909.819	794.047	839.452
ASTEASU	689.495	765.741	821.640	863.390	920.197	921.064	1.036.512	885.869	782.665	919.687
ZALDIBIA	754.008	781.017	880.064	931.115	970.009	927.372	884.529	931.428	857.633	892.615
ZEGAMA	2.544.477	945.278	904.875	1.037.833	1.143.996	977.322	972.911	1.158.171	1.025.895	1.115.263
IRURA	433.712	504.645	669.573	692.493	824.530	745.656	696.627	916.029	883.961	904.922
ATAUN	733.616	744.502	868.628	872.169	988.415	991.257	908.866	971.436	948.971	1.000.535
ALEGIA	822.883	861.246	924.109	1.058.715	1.123.981	1.087.808	1.050.667	1.097.218	1.050.349	1.061.566
ANOETA	830.754	899.131	987.898	1.064.385	1.171.557	1.158.315	1.078.700	1.164.993	999.075	1.090.545
MENDARO	661.387	770.586	847.132	980.955	1.238.406	1.269.100	1.220.197	1.398.263	1.315.747	1.367.432
AIA	874.138	916.076	966.985	1.115.681	1.457.195	1.263.211	1.126.771	1.202.884	1.065.042	1.168.809
ANTZUOLA	923.571	1.006.224	1.100.695	1.294.235	1.415.278	1.315.719	1.425.308	1.482.041	1.456.390	1.338.221
IDIAZABAL	1.031.973	1.066.120	1.241.972	1.401.425	1.631.149	1.660.329	1.590.316	1.651.404	1.543.017	1.595.452
GETARIA	1.202.708	1.246.702	1.415.377	1.619.606	1.785.462	1.745.808	1.692.943	1.704.041	1.860.251	1.408.752
ZIZURKIL	1.374.751	1.474.857	1.653.491	1.887.805	2.422.132	2.356.445	1.515.069	1.584.198	1.415.627	1.511.164
ZESTOA	1.662.646	1.651.277	1.841.110	2.008.776	2.248.252	2.213.263	2.023.991	2.274.851	2.066.628	2.378.501
SORALUZE	2.017.128	2.045.956	2.648.369	2.547.539	2.795.264	2.695.270	2.395.713	2.606.191	2.194.967	2.305.520
ESKORIATZA	2.079.150	2.093.994	2.287.637	2.509.935	2.656.417	2.658.998	2.454.975	2.793.728	2.363.683	2.620.111
IBARRA	2.133.649	2.235.435	2.495.965	2.726.709	3.022.445	2.938.603	2.362.450	2.697.478	2.356.087	2.488.826
MUTRIKU	2.602.702	2.562.570	2.790.686	2.942.536	3.248.599	3.135.542	2.887.289	3.278.639	2.714.375	3.035.060
ASTIGARRAGA	1.874.310	2.252.029	2.472.078	2.750.100	2.814.397	2.967.852	2.522.477	2.779.040	2.418.955	2.608.189
DEBA	2.620.751	2.875.173	3.338.300	4.076.021	4.012.581	3.810.917	3.466.664	3.824.923	3.363.182	3.602.824
LAZKAO	2.329.907	2.476.213	2.791.199	2.944.869	3.242.699	3.182.365	2.820.849	3.119.069	2.826.842	3.139.970
ORIO	2.227.302	2.253.359	2.601.109	2.837.603	3.080.464	3.042.293	3.400.895	2.395.177	2.837.201	3.022.817
VILLABONA	3.017.102	3.051.268	3.454.404	3.758.992	4.188.277	4.121.410	3.789.214	3.955.350	3.641.128	3.778.897
LEZO	3.078.762	3.214.614	3.584.634	3.856.765	4.101.582	3.910.367	3.639.177	4.039.663	3.421.729	3.566.621
USURBIL	2.848.859	3.221.286	3.593.335	4.006.952	5.090.293	4.485.739	4.287.862	4.836.118	4.532.541	4.414.167
URNIETA	2.804.524	2.954.899	3.184.493	3.707.248	4.375.672	3.761.551	3.474.781	3.764.759	3.361.178	3.585.011
URRETXU	3.214.623	3.502.169	3.988.277	4.400.301	4.683.137	4.715.300	4.252.972	4.438.465	4.101.784	4.447.368
ARETXABALETA	3.091.522	3.248.876	3.689.600	4.119.529	4.386.193	4.405.683	3.939.482	4.388.350	3.854.519	4.211.940
LEGAZPI	4.439.900	4.775.190	5.194.042	5.537.821	6.325.349	6.567.255	5.808.954	4.707.735	5.411.672	5.750.650
ZUMAIA	4.609.309	4.830.638	5.461.602	5.939.687	6.550.610	6.397.888	5.887.505	6.592.148	6.110.049	6.333.233
ORDIZIA	5.398.395	5.585.007	6.700.260	6.793.375	7.598.191	7.749.881	7.275.316	8.179.587	8.221.384	8.195.375
OIARTZUN	5.014.962	5.364.547	6.360.419	6.666.443	6.861.783	6.980.196	6.153.686	6.748.430	5.880.276	6.224.290
ZUMARRAGA	5.192.565	5.467.885	6.121.778	6.708.677	7.142.196	6.801.774	5.923.724	6.612.441	6.017.443	6.073.257
OÑATI	6.176.924	6.271.225	6.754.104	7.471.882	7.248.739	7.630.639	7.652.372	8.322.399	7.948.928	8.043.816
AZKOITIA	5.490.670	5.742.547	7.112.365	7.384.599	8.098.315	7.915.074	7.283.644	8.275.528	7.713.555	8.129.343
ELGOIBAR	5.884.188	6.239.744	6.592.439	7.253.949	8.046.443	7.854.036	6.977.276	7.824.095	7.462.095	7.585.683
BEASAIN	6.478.545	6.599.898	7.394.075	8.070.178	8.776.293	8.722.248	8.056.632	8.981.154	7.869.675	8.540.031
AZPEITIA	7.352.525	7.574.463	8.296.402	9.394.893	9.983.626	9.378.835	8.387.591	9.300.401	8.195.497	8.748.997
ANDOAIN	8.162.639	8.806.650	8.494.110	9.802.018	11.427.102	11.025.437	10.505.422	11.676.632	11.073.053	11.286.267
BERGARA	8.424.495	9.122.561	9.855.695	10.452.869	11.586.435	11.370.789	10.796.340	11.565.194	10.141.949	10.605.617
PASAIA	9.778.582	9.896.125	10.642.696	11.606.999	12.566.513	12.762.391	11.219.180	12.264.621	11.037.450	11.538.536
HONDARRIBIA	7.224.319	7.699.490	8.792.597	9.664.229	10.434.466	10.204.383	9.096.562	10.159.550	9.055.029	9.743.739
LASARTE-ORIA	10.283.085	10.241.157	10.594.197	11.645.493	12.262.122	12.225.451	11.180.137	12.226.413	10.648.994	11.313.211
TOLOSA	10.998.631	11.557.284	12.928.591	14.327.094	15.202.218	14.657.971	13.731.279	15.255.920	14.285.132	14.432.771
HERNANI	11.294.154	12.461.068	12.812.025	14.464.450	15.655.588	15.448.416	14.251.985	15.275.471	14.214.203	14.664.495
ARRASATE	12.453.213	12.539.457	14.054.126	15.223.177	16.415.193	15.589.353	14.329.798	15.765.248	14.070.035	14.452.930
ZARAUTZ	11.217.894	11.875.490	12.853.262	14.116.261	14.585.295	14.226.091	12.809.725	14.686.870	12.802.273	13.479.715
EIBAR	17.376.708	18.017.303	18.453.939	20.112.194	21.562.317	20.403.717	18.555.378	20.968.377	17.875.971	17.819.818
ERRENTERIA	21.199.937	22.215.994	24.198.295	25.956.970	28.403.258	26.962.161	24.843.227	29.912.146	24.680.039	23.039.527
IRUN	29.703.924	31.724.459	36.540.625	38.738.796	41.579.929	40.864.489	36.228.992	42.417.658	35.268.226	37.879.450
DONOSTIA	97.078.720	96.641.408	111.306.859	128.253.912	130.959.926	128.437.649	113.594.269	137.224.591	114.342.632	119.257.845
GIPUZKOA	**372.711.017**	**384.255.291**	**427.885.031**	**472.755.265**	**504.674.008**	**493.717.827**	**447.143.314**	**506.549.434**	**444.373.209**	**461.403.234**
0-1000	8.178.043	8.484.098	8.966.394	9.506.006	10.322.679	10.760.451	9.532.073	10.163.692	9.056.899	9.930.104
1.000-5.000	28.065.336	27.723.745	31.178.781	33.955.016	31.855.529	31.242.232	28.580.587	30.623.581	27.917.316	28.921.668
5.000-10.000	44.695.918	47.353.240	53.941.674	58.645.606	70.559.825	69.234.239	63.607.121	67.047.452	62.696.815	65.916.412
10.000-20.000	102.741.324	107.680.096	116.391.075	128.247.328	138.430.057	135.997.445	125.062.143	137.739.819	125.663.002	130.705.765
20.000-100.000	91.951.676	96.372.703	106.100.248	114.147.398	122.545.992	118.045.810	106.767.120	123.750.299	104.696.544	106.671.440
>100.000	97.078.720	96.641.408	111.306.859	128.253.912	130.959.926	128.437.649	113.594.269	137.224.591	114.342.632	119.257.845
GUZTIRA	**372.711.017**	**384.255.291**	**427.885.031**	**472.755.265**	**504.674.008**	**493.717.827**	**447.143.314**	**506.549.434**	**444.373.209**	**461.403.234**

APARTEKO SARRERAK
INGRESOS EXTRAORDINARIOS

	2003	2004	2005	2006	2007	2008	2009	2010	2011	2012
GAINTZA	2.712	3.484	11.875	7.362	5.578	20.755	8.889	18.685	12.211	13.367
OREXA	6.918	1.905	5.555	7.316	4.390	1.340	16.069	5.247	2.177	1.834
BALIARRAIN	0	0	281	241	14.785	13.041	14.808	31.304	5.296	2.197
ALTZAGA	4.549	13.492	9.085	9.394	874	37.724	6.732	921	4.467	1.100
BEIZAMA	79.799	90.143	22.289	161.929	4.704	27.202	123.250	46.354	22.876	12.419
GAZTELU	1.550	9.888	4.597	3.754	3.281	26.482	4.700	7.180	52.609	6.287
ORENDAIN	1.283	1.798	1.893	3.278	6.924	6.567	3.449	7.232	1.595	4.672
ARAMA	39.996	2.623	54.486	1.211	5.971	10.169	2.703	2.223	30.702	433
ELDUAIN	16.455	24.231	20.336	1.980	18.818	44.185	59.362	4.688	1.276	7.698
MUTILOA	15.595	54.063	72.299	34.482	26.569	12.165	17.708	23.041	28.527	10.291
LEINTZ-GATZAGA	24.395	36.420	27.687	126.088	40.748	33.143	7.794	15.913	39.900	21.129
LARRAUL	4.454	123.827	84.340	6.078	7.118	4.991	3.844	5.831	9.352	9.624
ZERAIN	21.969	10.785	4.985	16.754	11.232	16.170	6.562	19.392	8.245	18.195
BELAUNTZA	40.055	29.754	11.789	53.162	23.939	27.802	17.796	24.637	8.085	13.388
ALBIZTUR	14.961	34.470	73.173	40.402	78.655	10.099	25.312	7.124	19.340	11.524
ABALTZISKETA	7.828	466	16.657	8.800	20.027	27.401	11.417	84.504	10.918	22.930
HERNIALDE	29.918	17.663	5.857	6.430	9.523	11.838	16.183	6.103	16.875	12.019
LEABURU	18.577	6.432	5.297	155.216	15.236	98.126	1.848	-1.774	3.532	2.132
ALKIZA	43.768	4.533	79.465	25.530	14.619	18.785	9.328	15.002	7.674	6.657
ALTZO	42.773	36.985	104.170	88.770	12.513	127.864	21.127	13.558	14.480	43.373
ADUNA	87.618	56.341	39.838	144.380	33.202	56.133	87.844	17.003	16.431	15.964
IKAZTEGIETA	73.770	68.829	34.591	9.559	20.268	16.135	81.102	174.819	9.955	36.942
GABIRIA	36.086	103.803	13.449	109.060	144.945	12.340	20.495	89.373	21.609	16.216
BIDEGOIAN	91.865	6.379	20.555	31.345	42.410	27.059	3.164	8.718	9.059	18.648
BERROBI	28.215	111.766	12.003	8.249	7.306	90.198	20.967	13.022	13.406	35.911
EZKIO-ITSASO	46.315	65.050	54.716	47.175	296.254	97.236	122.790	91.223	78.407	166.087
ERREZIL	35.341	20.976	39.718	59.614	45.226	25.520	46.592	30.726	22.272	22.950
LIZARTZA	109.357	123.370	37.814	106.357	40.287	7.750	72.196	8.166	9.553	74.289
ITSASONDO	22.821	33.503	101.134	37.076	39.542	10.899	11.735	9.990	9.132	10.399
AIZARNAZABAL	89.677	139.637	134.333	76.646	201.530	57.922	36.440	19.267	35.368	77.022
OLABERRIA	94.348	105.412	206.059	301.866	288.717	336.007	167.403	111.387	243.364	245.725
AMEZKETA	11.594	15.946	3.964	30.402	150.250	40.397	23.540	31.322	39.850	20.354
BERASTEGI	31.343	22.534	73.846	48.943	59.515	38.202	31.631	130.758	9.850	46.184
ELGETA	163.104	190.815	400.673	171.566	92.277	99.648	87.648	100.870	152.851	111.953
ORMAIZTEGI	48.448	193.215	132.578	78.758	56.247	59.896	30.585	33.136	27.593	137.775
SEGURA	93.232	113.102	130.039	156.036	185.022	62.346	23.541	27.432	30.771	28.334
LEGORRETA	78.353	75.116	95.776	311.557	50.585	57.324	129.738	41.322	52.006	28.679
ASTEASU	89.527	92.868	159.670	227.264	356.995	81.654	96.176	40.200	53.623	48.792
ZALDIBIA	60.992	55.305	52.236	124.869	89.363	137.102	201.356	33.113	53.542	153.173
ZEGAMA	61.517	170.382	330.392	182.660	229.760	74.004	50.421	53.448	54.466	64.560
IRURA	353.110	312.872	461.963	52.349	188.349	249.740	440.698	129.856	132.903	105.900
ATAUN	59.840	87.587	99.671	153.064	180.942	115.645	109.897	40.490	24.993	39.529
ALEGIA	89.134	67.969	55.821	192.312	147.729	155.102	319.139	94.106	109.769	92.712
ANOETA	445.068	44.132	45.699	68.607	50.766	91.964	33.941	86.291	419.462	197.029
MENDARO	249.819	215.228	388.256	242.134	137.023	157.879	100.646	61.921	79.774	92.447
AIA	120.220	199.730	667.364	377.502	215.586	343.285	262.361	263.796	205.052	162.612
ANTZUOLA	222.012	274.377	142.298	159.453	71.737	86.424	104.501	94.887	130.610	190.037
IDIAZABAL	79.505	144.250	274.766	416.567	216.626	100.346	207.516	111.805	60.941	208.452
GETARIA	179.320	167.942	206.564	256.879	335.004	297.342	254.186	444.203	300.835	177.751
ZIZURKIL	41.139	188.203	157.982	72.520	94.945	98.812	380.632	59.664	128.859	200.955
ZESTOA	531.928	301.804	704.703	1.255.526	794.853	325.859	313.737	180.599	279.333	163.853
SORALUZE	151.977	147.948	197.128	329.312	262.126	100.684	221.697	51.024	69.623	89.618
ESKORIATZA	611.219	464.422	446.499	788.858	638.521	190.414	208.106	401.691	302.775	280.928
IBARRA	101.573	43.032	876.175	381.021	478.931	500.863	215.746	127.666	208.551	192.678
MUTRIKU	247.958	263.520	435.708	229.665	427.951	655.018	312.603	277.528	295.435	313.223
ASTIGARRAGA	311.295	509.397	1.315.859	601.516	554.724	863.196	524.530	1.078.329	1.091.171	1.090.059
DEBA	544.014	353.468	523.767	610.424	649.702	492.534	362.991	294.937	266.155	286.059
LAZKAO	297.667	272.032	222.691	656.456	240.262	618.701	472.397	318.602	218.782	552.309
ORIO	480.322	594.704	126.790	922.985	398.343	269.969	645.090	834.368	659.542	457.085
VILLABONA	117.182	150.285	195.654	489.325	621.115	561.562	162.598	524.269	223.390	299.669
LEZO	563.417	342.236	177.393	463.557	1.269.719	392.587	564.465	798.103	303.796	348.426
USURBIL	378.580	990.278	805.299	811.956	832.204	1.078.996	638.312	992.283	779.451	450.221
URNIETA	668.786	392.120	463.722	310.291	339.021	386.010	293.153	1.798.098	384.976	428.979
URRETXU	343.326	501.351	1.231.970	802.059	625.263	559.866	621.546	618.724	818.280	566.990
ARETXABALETA	746.593	324.027	378.028	566.770	2.805.055	440.002	491.155	793.673	591.073	675.356
LEGAZPI	264.059	594.112	286.243	542.774	314.410	434.017	556.259	409.065	608.000	215.314
ZUMAIA	1.188.132	1.415.912	1.088.456	1.076.145	1.066.226	736.528	435.777	1.054.759	853.178	488.025
ORDIZIA	463.275	706.718	608.302	687.067	860.953	890.713	842.841	564.489	970.173	821.133
OIARTZUN	605.341	2.122.235	1.581.330	1.663.489	2.915.972	1.377.433	1.061.245	1.013.543	1.189.214	1.457.581
ZUMARRAGA	824.244	535.271	737.879	947.486	1.307.089	697.296	896.638	1.006.872	638.490	810.960
OÑATI	785.352	1.277.212	1.200.925	1.383.325	1.298.432	970.277	1.319.837	912.464	1.045.974	539.922
AZKOITIA	1.172.322	746.416	750.374	635.151	767.360	768.830	536.731	942.692	643.905	478.292
ELGOIBAR	1.771.931	812.493	1.003.490	1.265.253	801.085	741.518	535.146	546.596	1.061.391	897.276
BEASAIN	926.657	894.432	981.066	918.662	1.159.661	1.195.529	1.326.999	729.726	788.021	705.064
AZPEITIA	1.888.406	868.582	892.938	1.109.142	2.840.196	1.047.004	961.037	744.565	847.348	573.612
ANDOAIN	1.297.538	943.778	946.522	762.451	1.072.782	624.990	716.981	996.884	784.510	693.143
BERGARA	1.429.621	1.495.496	1.703.493	1.675.500	1.710.956	2.565.664	2.098.967	2.099.752	1.578.485	1.578.405
PASAIA	1.122.696	1.327.104	1.526.542	1.031.837	1.738.375	1.435.965	1.057.552	2.379.857	888.284	810.092
HONDARRIBIA	1.810.508	2.195.073	1.890.157	1.595.616	2.754.115	2.322.535	1.817.566	2.478.738	1.951.774	1.804.890
LASARTE-ORIA	475.754	1.035.822	667.531	1.111.741	1.170.025	848.757	551.527	1.780.802	307.168	755.720
TOLOSA	728.215	1.109.516	1.416.786	3.574.483	1.946.444	3.716.439	2.338.911	1.923.134	2.290.042	1.563.492
HERNANI	2.277.930	1.749.345	1.370.473	1.234.527	1.160.277	2.220.822	1.640.215	1.362.815	2.230.836	2.726.813
ARRASATE	1.838.488	1.919.263	2.392.914	4.026.043	3.796.942	2.744.024	1.662.194	1.538.031	1.365.340	1.522.064
ZARAUTZ	684.581	883.537	2.121.203	1.435.170	1.524.692	1.827.618	2.024.893	2.212.464	2.361.857	2.080.077
EIBAR	1.462.906	1.695.538	2.021.364	2.834.514	3.450.523	1.592.126	1.633.899	2.200.981	1.724.509	2.279.112
ERRENTERIA	3.505.681	3.707.927	3.629.942	3.430.947	3.298.194	2.878.003	2.108.302	1.833.609	1.631.652	1.629.190
IRUN	4.282.343	4.352.005	3.775.399	5.096.013	4.749.571	5.224.589	4.224.354	4.984.799	5.037.307	4.113.253
DONOSTIA	14.215.628	13.381.438	15.284.861	17.180.027	21.858.185	25.647.768	29.356.934	21.512.270	24.711.791	25.038.345
GIPUZKOA	**54.727.688**	**55.389.447**	**61.169.459**	**69.450.027**	**78.894.165**	**73.604.865**	**69.690.689**	**67.108.282**	**64.838.023**	**62.825.873**
0-1000	1.144.563	1.353.973	1.314.290	1.719.905	1.635.440	1.353.445	1.073.148	942.182	808.540	961.774
1.000-5.000	4.421.633	4.345.749	7.851.666	6.878.937	4.932.901	3.424.536	3.823.899	2.608.277	2.888.182	2.813.950
5.000-10.000	6.660.693	8.759.477	7.689.645	9.603.298	13.920.918	9.757.133	7.984.960	11.370.771	9.252.615	8.450.428
10.000-20.000	16.511.174	14.990.540	15.088.175	17.245.174	19.726.798	19.155.623	15.798.106	17.904.897	15.056.230	13.937.680
20.000-100.000	11.773.998	12.558.269	13.940.823	16.822.686	16.819.922	14.266.360	11.653.642	12.769.884	12.120.664	11.623.696
>100.000	14.215.628	13.381.438	15.284.861	17.180.027	21.858.185	25.647.768	29.356.934	21.512.270	24.711.791	25.038.345
GUZTIRA	**54.727.688**	**55.389.447**	**61.169.459**	**69.450.027**	**78.894.165**	**73.604.865**	**69.690.689**	**67.108.282**	**64.838.023**	**62.825.873**

GASTU OROKORRETARAKO DIRUZAINTZAKO GERAKINA
REMANENTE DE TESORERÍA PARA GASTOS GENERALES

	2003	2004	2005	2006	2007	2008	2009	2010	2011	2012
GAINTZA	8.108	40.272	22.774	25.260	55.050	35.287	-3.529	-38.366	-41.251	77.777
OREXA	29.904	29.904	35.874	35.874	41.638	104.057	87.037	40.407	52.446	25.077
BALIARRAIN	158.303	50.532	375.718	512.052	100.430	188.224	139.469	893.128	300.797	191.814
ALTZAGA	94.435	197.512	161.042	89.669	102.941	137.781	103.297	80.667	89.328	7.034
BEIZAMA	91.538	41.465	41.465	57.753	269.080	34.251	32.368	5.000	684	15.861
GAZTELU	8.142	-12.168	38.865	-88.973	26.934	-42.619	-55.617	21.872	-13.551	16.160
ORENDAIN	126.677	119.556	137.477	137.477	5.852	21.576	67.977	284.047	136.069	128.124
ARAMA	927.813	960.711	935.831	799.356	895.418	1.040.251	1.097.327	1.274.522	868.280	788.249
ELDUAIN	221.312	181.661	174.302	14.378	-29.615	55.029	110.139	51.229	-16.399	12.107
MUTILOA	100.080	354.093	324.872	122.155	-161.515	164.160	213.895	45.755	37.176	6.584
LEINTZ-GATZAGA	180.604	220.094	282.487	342.410	331.506	157.383	130.791	66.864	135.034	132.131
LARRAUL	162.588	257.537	234.213	12.210	88.780	96.649	78.094	33.202	-19.090	6.468
ZERAIN	56.386	61.411	17.640	111.987	15.899	25.937	101.065	74.950	219.951	839
BELAUNTZA	91.735	68.619	21.674	38.608	111.437	196.652	172.928	109.426	92.595	120.820
ALBIZTUR	64.004	86.948	86.948	86.948	263.735	74.824	216.343	86.976	26.000	39.715
ABALTZISKETA	-6.093	32.134	32.134	18.296	109.934	131.499	124.139	32.112	32.211	387
HERNIALDE	4.265	88.928	186.772	186.772	225.418	222.055	208.870	29.327	-4.287	69.436
LEABURU	77.723	85.552	210.814	88.291	109.067	233.722	219.878	106.051	51.270	148.361
ALKIZA	168.358	116.514	72.831	169.752	75.607	19.879	118.724	-17.609	-20.179	-214
ALTZO	173.081	114.885	162.678	162.293	23.425	210.903	239.699	280.910	271.096	284.787
ADUNA	66.525	63.298	7.393	157.176	229.942	742.873	360.735	52.105	0	0
IKAZTEGIETA	27.363	402.979	79.037	166.625	131.222	26.968	106.253	158.519	162.270	211.687
GABIRIA	31.001	196.680	203.541	190.801	369.317	323.784	153.407	85.098	-30.588	14.285
BIDEGOIAN	147.037	-56.998	6.991	-17.770	3.834	11.966	3.000	-10.051	-39.234	-8.290
BERROBI	77.996	127.986	127.986	63.047	-32.239	-156.863	82.858	13.414	-29.218	37.190
EZKIO-ITSASO	193.185	232.489	261.885	351.188	560.661	355.192	94.040	150.540	643.879	856.925
ERREZIL	-70.094	-22.861	-22.861	130.706	136.699	18.414	-2.892	6.652	-57.801	40.458
LIZARTZA	11.271	569	135.926	161.911	75.087	143.269	127.062	89.462	12.935	76.735
ITSASONDO	86.990	127.250	226.500	368.847	267.677	436.603	607.843	226.746	352.362	195.081
AIZARNAZABAL	100.571	49.455	276.573	210.226	328.738	-554.944	149.009	186.090	145.203	12.880
OLABERRIA	469.303	195.115	480.388	1.431.752	2.461.827	940.500	-77.319	180.395	382.703	951.400
AMEZKETA	74.895	74.895	91.328	-8.596	80.406	214.475	154.559	260.959	151.153	252.451
BERASTEGI	347.260	242.453	242.453	242.453	289.960	440.844	345.682	241.267	166.409	182.427
ELGETA	-118.702	183.410	103.465	14.131	-22.248	132.465	164.242	370.706	135.459	278.229
ORMAIZTEGI	131.950	53.701	199.421	199.421	32.417	20.122	115.866	55.804	1.713	159.961
SEGURA	10.777	12.799	1.808	37.795	49.894	115.107	924	18.876	7.216	519
LEGORRETA	903.382	820.029	554.510	697.366	657.282	240.815	182.930	330.741	289.058	337.982
ASTEASU	-1.270.120	-57.627	-120.391	234.234	1.372.982	1.549.266	1.431.445	-2.588	-247.446	64.245
ZALDIBIA	147.694	2.003.249	1.427.911	1.362.107	507.545	359.776	508.660	610.613	237.985	155.747
ZEGAMA	1.279.611	896.696	1.613.804	554.194	453.786	428.440	425.226	173.043	84.913	227.983
IRURA	26.357	-34.196	182.273	95.257	79.462	233.071	508.613	294.021	-4.511	247.176
ATAUN	426.203	616.631	117.697	440.887	719.464	2.485.271	824.128	150.785	-207.948	-29.628
ALEGIA	577.378	724.913	611.467	1.440.972	981.797	1.291.246	1.499.030	1.273.546	1.150.322	327.160
ANOETA	98.676	98.676	408.456	305.188	242.614	-67.087	-366.317	-343.419	55.886	394.562
MENDARO	709.753	337.774	211.037	198.024	456.199	816.985	426.679	697.915	742.447	678.929
AIA	230.396	602.630	778.507	442.039	989.747	56.174	138.522	198.444	143.648	511.758
ANTZUOLA	720.302	542.616	386.508	1.039.775	1.619.701	566.500	870.841	894.842	550.332	744.014
IDIAZABAL	1.270.097	1.600.881	1.862.539	2.448.969	2.636.183	2.846.466	1.530.861	592.795	200.241	451.632
GETARIA	-48.758	808	808	-88.792	771.403	344.974	-100.313	685.284	-106.360	-70.720
ZIZURKIL	303.659	79.109	79.109	38.202	19.827	-158.304	-177.958	30.495	171.173	1.365
ZESTOA	119.526	75.001	16.824	710.814	610.650	137.425	314.842	1.056.157	933.200	1.279.548
SORALUZE	1.813.569	1.304.537	846.155	517.435	1.243.736	1.055.132	2.183.127	533.539	-33.995	223.337
ESKORIATZA	268.427	40.754	649.835	1.475.333	1.225.837	1.583.934	1.837.608	1.933.964	1.996.910	2.084.963
IBARRA	644.404	557.990	2.212.104	2.356.994	1.923.163	2.205.484	784.485	467.941	72.056	595.516
MUTRIKU	777.809	777.809	1.079.992	324.327	322.604	853.648	7.125	20	-206.068	323.874
ASTIGARRAGA	74.434	198.793	774.624	387.282	99.275	277.541	-14.433	906.596	1.324.370	1.025.033
DEBA	2.586.526	2.234.504	2.234.504	7.140.535	8.005.472	5.383.143	4.556.624	4.151.934	1.573.968	1.468.655
LAZKAO	2.725.912	2.548.543	2.711.919	822.469	5.626	1.237.738	1.072.296	1.381.961	422.877	1.024.470
ORIO	11.343.168	6.780.404	10.546.397	8.308.420	6.679.147	6.144.887	8.686.694	9.205.487	8.351.962	6.881.292
VILLABONA	835.585	248.384	-11.953	729.939	451.128	694.576	750.046	638.244	477.580	1.218.292
LEZO	1.043.937	420.727	353.373	-191.753	1.522.239	-1.577.170	974.457	784.588	13.775	101.973
USURBIL	352.613	1.861.229	2.799.949	1.694.770	2.117.753	2.460.715	2.673.443	2.009.521	1.110.177	-245.817
URNIETA	292.662	748.893	2.805.244	3.939.075	3.894.644	3.866.170	4.417.133	4.452.542	3.846.522	4.813.094
URRETXU	395.235	21.053	976.087	1.017.242	565.219	1.196.832	1.211.378	296.778	-458.288	146.156
ARETXABALETA	1.681.882	1.681.882	1.817.348	2.493.500	5.587.141	3.416.506	2.870.164	2.607.352	915.740	-177.044
LEGAZPI	520.346	936.206	772.697	1.642.385	1.239.004	1.881.524	1.721.261	1.669.385	625.606	1.579.812
ZUMAIA	1.608.346	4.328.054	5.460.567	6.018.594	7.691.498	6.517.024	3.860.677	2.372.235	308.279	1.235.027
ORDIZIA	3.433.591	3.415.158	4.460.944	4.354.234	1.040.319	2.356.484	1.569.112	1.080.298	724.709	353.245
OIARTZUN	3.762.655	7.263.106	5.047.216	2.227.789	2.170.023	95.306	-1.771.895	-1.252.951	-2.731.607	-614.305
ZUMARRAGA	2.267.500	2.722.253	3.781.865	6.193.747	5.922.221	4.410.051	4.310.112	3.266.923	1.617.675	2.404.473
OÑATI	2.327.561	2.934.107	2.612.011	1.181.329	2.478.523	3.550.533	2.080.001	2.513.225	6.512.153	5.182.952
AZKOITIA	2.293.690	2.293.690	5.149.856	3.203.280	2.707.685	1.712.802	1.840.342	1.478.268	-400.585	579.117
ELGOIBAR	4.971.930	4.431.835	3.959.663	4.582.106	5.282.456	5.166.238	3.999.823	1.524.606	1.615.006	2.302.858
BEASAIN	2.480.007	3.720.559	3.879.762	5.998.392	6.687.350	8.677.749	6.413.597	6.831.620	5.702.776	4.919.499
AZPEITIA	4.232.280	4.232.280	2.693.021	4.949.818	4.338.963	7.151.598	7.132.146	7.903.790	5.803.636	7.219.386
ANDOAIN	2.136.821	1.651.428	2.498.455	5.122.284	1.537.482	2.110.248	2.761.177	2.209.878	1.289.186	-468.154
BERGARA	1.163.446	1.962.672	3.291.714	652.507	3.326.102	196.615	324.169	498.770	36.568	313.110
PASAIA	1.747.344	329.212	544.134	1.223.555	2.161.308	1.880.405	419.130	2.349.312	173.367	623.095
HONDARRIBIA	14.751.023	16.486.419	19.833.803	19.857.076	25.412.867	29.166.939	26.622.324	28.591.975	26.739.527	25.218.068
LASARTE-ORIA	3.879.897	3.958.813	4.271.551	1.865.328	4.019.346	-197.450	3.500.737	5.244.378	964.951	2.221.379
TOLOSA	7.735.537	8.299.613	97.867	2.001.203	4.467.430	9.082.689	8.236.926	6.654.732	4.545.630	4.110.894
HERNANI	4.396.760	4.830.706	6.261.150	4.338.096	3.861.463	5.168.930	2.456.908	629.512	10.070	3.055.824
ARRASATE	2.209.527	3.142.225	1.874.705	4.425.046	12.735.948	9.268.262	3.706.711	3.793.774	4.434.927	3.732.286
ZARAUTZ	3.946.014	14.380.575	9.001.555	5.932.666	1.236.288	3.317.792	-1.706.338	127.465	801.203	3.195.321
EIBAR	9.075.908	11.072.407	11.657.135	14.208.367	10.491.949	9.574.327	3.712.804	3.362.877	1.732.059	2.581.154
ERRENTERIA	1.575.858	2.660.904	3.088.344	929.350	1.152.859	-474.784	2.978.799	4.410.181	1.048.080	827.319
IRUN	3.402.453	12.561.435	9.037.143	9.189.314	10.748.889	10.343.608	3.865.223	1.998.394	2.753.623	8.563.950
DONOSTIA	875.438	6.229.620	6.985.189	5.867.106	4.092.382	8.390.716	11.266.460	47.126.150	15.706.056	16.871.663
GIPUZKOA	**119.450.543**	**156.555.347**	**160.165.231**	**163.520.659**	**178.188.197**	**175.596.030**	**145.115.702**	**175.944.990**	**107.616.057**	**126.146.976**
0-1000	3.955.005	4.487.015	5.431.097	6.128.477	7.274.191	5.609.734	5.161.446	4.860.397	3.891.844	4.712.319
1.000-5.000	9.444.085	11.679.437	14.240.918	15.474.409	16.861.402	16.684.103	13.449.123	10.264.773	6.338.706	8.846.706
5.000-10.000	30.582.459	32.488.142	39.974.292	40.197.199	41.391.093	34.804.924	32.584.083	30.303.991	16.299.601	19.133.756
10.000-20.000	54.383.795	57.853.589	58.874.852	61.168.723	72.203.196	78.077.348	70.097.391	69.696.989	54.609.960	57.682.502
20.000-100.000	20.209.760	43.817.545	34.658.883	34.684.744	36.365.932	32.029.205	12.557.199	13.692.691	10.769.890	18.900.029
>100.000	875.438	6.229.620	6.985.189	5.867.106	4.092.382	8.390.716	11.266.460	47.126.150	15.706.056	16.871.663
GUZTIRA	**119.450.543**	**156.555.347**	**160.165.231**	**163.520.659**	**178.188.197**	**175.596.030**	**145.115.702**	**175.944.990**	**107.616.057**	**126.146.976**

LIKIDEZIA
LIQUIDEZ

	2003	2004	2005	2006	2007	2008	2009	2010	2011	2012
GAINTZA	3.990	1.181	3.842	3.092	2.259	4.309	3.090	1.590	266	64
OREXA	366	483	757	563	745	2.418	2.113	670	1.724	916
BALIARRAIN	18.013	5.452	13.436	9.682	39.285	11.476	18.664	54.329	45.021	15.458
ALTZAGA	6.448	11.010	14.387	5.356	6.736	8.393	7.014	5.930	3.320	1.683
BEIZAMA	54	548	922	304	2.129	3.275	828	1.162	336	885
GAZTELU	158	135	292	298	253	4.547	843	2.256	1.683	94
ORENDAIN	6.580	8.427	8.938	2.925	4.493	2.270	1.672	550	104	5.962
ARAMA	92.518	54.951	59.208	58.551	60.091	68.061	90.947	78.066	84.709	107.200
ELDUAIN	18.106	14.168	16.037	8.318	1.645	2.644	3.695	2.661	236	314
MUTILOA	577	12.190	15.817	10.010	5.496	10.035	6.137	3.322	592	74
LEINTZ-GATZAGA	1.183	924	1.364	1.144	6.645	10.711	936	267	794	517
LARRAUL	8.895	10.520	20.650	5.307	2.392	4.406	3.596	6.958	58	47
ZERAIN	789	316	238	5.047	1.357	1.749	175	117	4.542	5.737
BELAUNTZA	2.040	2.677	1.667	1.016	6.426	10.746	7.958	1.840	2.943	2.593
ALBIZTUR	904	1.447	2.425	3.814	7.711	5.290	750	15.168	4.147	4.714
ABALTZISKETA	0	61	1.260	438	2.179	6.831	8.083	935	142	-125
HERNIALDE	2.136	1.336	2.329	2.209	7.593	6.408	4.163	863	632	313
LEABURU	1.361	5.170	8.013	2.749	2.711	10.176	9.995	8.863	535	831
ALKIZA	6.802	10.245	10.130	6.517	8.006	4.692	541	102	112	44
ALTZO	14.809	7.474	8.707	0	3.735	8.818	12.351	0	0	0
ADUNA	1.760	504	590	800	5.938	23.702	161	1.166	1.070	2.148
IKAZTEGIETA	1.893	9.073	25.676	2.772	2.452	2.691	777	1.556	162	270
GABIRIA	136	80	418	1.554	5.383	11.106	969	4.707	33	58
BIDEGOIAN	0	511	0	193	1.908	447	310	439	241	120
BERROBI	0	0	0	0	0	0	0	0	0	0
EZKIO-ITSASO	15.764	24.261	31.215	0	28.040	46.425	38.966	0	0	0
ERREZIL	0	0	0	0	0	0	0	0	0	0
LIZARTZA	3.650	903	779	6.385	6.084	6.876	1.020	250	330	297
ITSASONDO	11.097	11.278	16.074	21.275	28.019	28.737	33.331	9.227	7.885	6.535
AIZARNAZABAL	3.404	7.017	13.340	19.589	45.743	20.156	731	5.504	7.834	11.262
OLABERRIA	14.461	17.650	36.584	44.073	60.225	62.833	55.716	3.249	30.206	215.266
AMEZKETA	2.817	2.644	3.390	1.049	3.014	11.167	4.584	1.794	1.275	1.358
BERASTEGI	19.250	7.727	3.129	15.840	37.884	53.348	18.675	9.186	2.100	14.219
ELGETA	889	263	67.775	0	6.210	3.817	3.103	72.131	0	0
ORMAIZTEGI	11.591	12.985	4.208	3.285	7.473	22.808	5.262	1.966	1.173	2.666
SEGURA	19.066	1.753	18.266	1.461	2.498	3.161	1.433	-980	3.472	128
LEGORRETA	21.161	23.396	3.936	1.649	5.372	8.958	1.664	2.880	3.499	4.200
ASTEASU	2.797	2.923	1.906	3.399	59.789	106.572	139.646	123.731	369	61
ZALDIBIA	1.761	30.060	104.101	74.347	27.103	11.348	3.628	-1.945	6.954	1.588
ZEGAMA	6.482	13.650	31.008	20.410	33.487	32.975	17.097	316	109	331
IRURA	19.955	25.524	19.488	27.428	20.433	35.953	28.539	71.036	75.328	94.371
ATAUN	39.349	34.143	31.529	8.797	23.555	52.360	115.128	13.658	3.593	1.666
ALEGIA	44.257	41.777	39.741	53.275	74.179	42.874	14.887	1.141	2.151	2.165
ANOETA	24.234	6.882	1.225	2.092	9.552	10.639	6.711	125	573	798
MENDARO	0	0	0	0	23.734	44.341	69.256	0	0	0
AIA	2.841	17.868	3.362	9.436	25.102	8.232	6.607	1.060	6.047	18.607
ANTZUOLA	13.917	13.459	2.692	597	7.761	16.451	1.392	610	457	56.332
IDIAZABAL	72.182	86.235	123.103	146.339	154.805	201.822	337.871	80.924	37.992	19.464
GETARIA	2.797	499	599	1.562	5.358	10.964	1.773	26.240	39.022	31.595
ZIZURKIL	2.666	1.560	436	447	3.417	1.903	8.533	8.323	2.839	73.080
ZESTOA	11.146	17.054	19.480	26.525	16.265	3.737	1.544	46.825	1.903	295.339
SORALUZE	29.038	13.311	23.418	40.677	51.832	82.835	41.637	11.117	10.554	32.668
ESKORIATZA	32.514	40.858	31.029	68.500	57.629	77.214	165.618	143.104	190.821	394.862
IBARRA	28.437	50.444	132.042	162.118	138.167	189.625	239.315	94.956	105.013	214.591
MUTRIKU	8.830	6.551	8.220	4.282	9.424	48.658	8.883	4.587	14.781	26.280
ASTIGARRAGA	8.498	28.359	71.302	99.876	73.320	27.742	29.800	96.830	126.834	536.101
DEBA	290.771	150.563	156.792	175.719	101.248	181.346	695.241	202.454	132.150	439.623
LAZKAO	61.400	115.810	165.308	162.101	66.797	58.373	62.972	90.476	70.191	51.070
ORIO	9.336	574.459	528.321	872.641	612.569	601.781	592.322	1.177.716	1.205.572	2.729.304
VILLABONA	57.855	31.764	0	42.859	57.770	79.076	77.499	296.486	0	0
LEZO	18.618	33.182	19.545	6.532	60.300	37.441	12.412	17.373	10.325	9.870
USURBIL	4.751	12.355	110.942	104.262	103.263	105.158	218.397	16.640	-3.654	4.737
URNIETA	7.894	61.274	57.157	185.780	176.935	245.079	695.981	572.271	682.911	1.158.400
URRETXU	36.874	11.976	13.997	76.439	72.987	69.796	103.035	64.677	23.103	3.516
ARETXABALETA	145.143	148.552	162.463	190.253	386.835	375.967	320.517	175.699	30.276	509.348
LEGAZPI	24.758	36.078	46.167	37.140	54.855	98.908	58.654	38.189	33.640	161.524
ZUMAIA	101.078	169.395	313.742	417.675	451.200	552.085	541.179	322.890	165.093	145.645
ORDIZIA	224.891	230.851	307.958	242.746	175.081	110.385	765.346	640.943	225.744	494.093
OIARTZUN	83.893	176.690	215.286	166.355	106.158	39.935	35.536	40.609	6.322	2.370
ZUMARRAGA	179.813	165.144	261.956	241.564	422.278	374.995	599.613	439.381	311.706	491.507
OÑATI	130.657	233.623	190.879	263.399	60.775	156.340	817.998	1.052.993	792.257	3.079.241
AZKOITIA	107.803	57.284	146.837	291.679	150.356	167.974	107.867	393.829	301.984	499.517
ELGOIBAR	152.443	182.663	189.776	208.063	175.033	321.386	512.090	80.921	47.856	64.599
BEASAIN	141.736	184.703	208.753	36.869	81.002	247.709	812.558	380.145	492.553	916.229
AZPEITIA	133.153	286.080	334.552	217.436	358.967	314.560	519.505	1.053.055	920.435	2.180.666
ANDOAIN	239.658	201.597	140.262	111.284	158.081	135.390	103.334	47.553	23.711	181.220
BERGARA	27.899	76.050	379.748	96.012	216.543	368.293	326.290	199.470	250.721	1.032.867
PASAIA	119.067	205.417	81.168	124.217	140.207	180.752	163.536	165.415	197.112	277.280
HONDARRIBIA	951.141	1.129.239	1.189.331	1.243.609	1.408.530	2.292.684	3.180.149	3.027.904	3.210.934	5.146.646
LASARTE-ORIA	390.662	248.694	542.722	253.899	89.714	219.381	259.240	471.006	368.577	734.288
TOLOSA	629.606	694.917	394.802	135.991	226.037	856.582	1.373.611	1.385.591	918.061	1.365.534
HERNANI	79.677	353.565	337.486	379.567	290.395	469.847	819.170	155.919	79.170	441.243
ARRASATE	90.357	181.945	171.293	74.070	235.351	953.973	1.814.024	262.077	165.061	1.569.262
ZARAUTZ	215.296	833.331	811.476	548.964	351.090	250.036	223.030	193.135	168.061	149.278
EIBAR	1.244.596	824.962	1.062.951	1.098.346	926.229	821.720	1.328.869	686.663	832.168	1.624.075
ERRENTERIA	96.941	157.765	171.907	104.443	172.071	328.188	468.164	318.606	301.695	330.066
IRUN	495.678	384.922	787.366	483.813	642.476	1.001.794	1.183.538	272.199	601.914	1.567.803
DONOSTIA	642.209	190.863	238.880	653.877	423.225	1.037.538	187.723	1.176.752	1.681.400	724.594
GIPUZKOA	**7.800.021**	**9.045.632**	**10.800.302**	**10.244.976**	**10.187.398**	**14.554.203**	**20.567.518**	**16.440.397**	**15.083.566**	**30.291.163**
0-1000	240.711	222.638	318.484	225.031	358.693	401.395	320.119	213.540	200.933	384.634
1.000-5.000	423.658	477.283	741.997	772.339	791.606	1.021.937	1.229.318	706.404	493.970	1.258.730
5.000-10.000	1.067.262	1.752.948	2.097.676	2.680.502	2.508.740	2.631.730	4.217.773	3.757.839	2.723.287	6.271.882
10.000-20.000	3.283.315	4.018.976	4.398.272	3.603.590	3.777.918	6.105.893	9.594.959	8.853.182	7.915.077	16.410.838
20.000-100.000	2.142.867	2.382.925	3.004.993	2.309.637	2.327.217	3.355.710	5.017.625	1.732.680	2.068.899	5.240.484
>100.000	642.209	190.863	238.880	653.877	423.225	1.037.538	187.723	1.176.752	1.681.400	724.594
GUZTIRA	**7.800.021**	**9.045.632**	**10.800.302**	**10.244.976**	**10.187.398**	**14.554.203**	**20.567.518**	**16.440.397**	**15.083.566**	**30.291.163**

UdalGIDA

Irudiak

Aurrezki gordina	AU GORD	AHO BRU	Ahorro bruto
Legezko zorpetze-maila	LEG ZOR	NIV END	Nivel de endeudamiento legal
Aurrezki garbia	AU GARB	AHO NET	Ahorro neto
Zorpetze muga	ZOR MUG	MAR END	Margen de endeudamiento
Zor bizia	ZOR BIZ	DEU VIV	Deuda viva
Langileriaren gastuak	LANGILE	PERSONA	Gastos de personal
Azpikontratazioak	AZPIKON	SUBCONT	Subcontrataciones
Besteei emandako diru laguntzak	DIRULAG	SUBVENC	Subvenciones concedidas
Funtzionamendu gastuak	FUNTZIO	FUNCION	Gastos de funcionamiento
Inbertsio garbiak, lotutako finantzaketa gabeak	INB G L	INV N A	Inversiones netas sin financiación afectada
Inbertsio garbiak, guztira	INB G G	INV N T	Inversiones netas totales
Inbertsio maila, lotutako finantzaketa gabea	INB M L	N INV A	Nivel de inversión sin financiación afectada
Inbertsio maila, guztira	INB M G	N INV T	Nivel de inversión total
Kapital transferentziekiko menpekotasuna	K T MEN	DEP T K	Dependencia de transferencias de capital
Maileguekiko menpekotasuna	MAI MEN	DEP PRE	Dependencia de préstamos
Presio fiskala	PRE FIS	PRE FIS	Presión fiscal
Ordenantzak	ONDENAN	ORDENAN	Ordenanzas
Zerga ahalmena	Z AHALM	CAP FIS	Capacidad fiscal
Transferentzia arruntekiko menpekotasuna	T A MEN	DEP T C	Dependencia de transferencias corrientes
Aparteko sarrerak	APART S	ING EXT	Ingresos extraordinarios
Errolda fiskalen kobrantza maila	KOB MAI	NIV COB	Nivel de cobrabilidad de padrones fiscales
Gastu orokorretarako diruzaintzako gerakina	GODG	RTGG	Remanente de tesorería para gastos generales
Likidezia	LIKIDEZ	LIQUIDE	Liquidez

GIPUZKOA

Biztanleak: 713.818 habitantes

	2005	2006	2007	2008	2009	2010	2011	2012	2013	
AU GORD	21,12	21,69	20,43	14,15	7,24	13,95	9,23	16,92		AHO BRU
LEG ZOR	7,68	6,53	6,22	6,22	7,24	6,07	6,44	6,50	6,29	NIV END
AU GARB	13,43	15,15	14,22	7,93	0,00	7,88	2,79	10,42		AHO NET
ZOR MUG	63,60	69,87	69,57	56,04	0,05	56,47	30,20	61,58	57,94	MAR END
ZOR BIZ	49,65	44,43	43,59	48,96	53,71	51,71	52,52	48,25	45,09	DEU VIV
LANGILE	31,43	30,25	29,95	31,63	34,71	32,77	33,81	30,87		PERSONA
AZPIKON	18,59	19,68	20,46	21,44	24,64	22,46	25,18	23,65		SUBCONT
DIRULAG	6,63	6,53	6,61	6,88	7,14	5,70	5,91	5,17		SUBVENC
FUNTZIO	72,24	71,78	72,95	78,97	85,61	80,35	84,86	77,91		FUNCION
INB G L	191,33	254,74	212,51	220,23	205,48	71,46	179,20	97,25		INV N A
INB G G	272,34	348,41	309,34	302,50	462,68	277,65	269,39	142,22		INV N T
INB M L	14,21	17,17	13,70	13,82	11,13	4,32	11,53	7,36		N INV A
INB M G	20,23	23,49	19,94	18,98	25,06	16,80	17,34	10,77		N INV T
K T MEN	29,45	26,61	31,04	26,93	55,39	73,95	33,15	30,85		DEP T K
MAI MEN	20,39	16,32	16,01	42,35	40,90	15,57	18,39	18,37		DEP PRE
PRE FIS	467,62	503,69	531,56	544,86	546,75	563,89	578,78	586,99		PRE FIS
ORDENAN	50,71	52,30	53,14	54,67	56,48	53,72	54,67	57,06	54,50	ORDENAN
Z AHALM	63,97	65,12	66,14	66,92	66,29	68,08	76,07	76,80	78,21	CAP FIS
T A MEN	55,67	56,02	55,27	54,63	51,51	54,28	50,30	50,98		DEP T C
APART S	7,95	8,23	8,64	8,14	8,03	7,19	7,34	6,94		ING EXT
KOB MAI	95,57	95,85	95,62	95,24	94,46	95,09	94,47	93,32	91,93	NIV COB
GODG	22,21	20,52	20,79	20,59	17,87	20,09	13,05	14,77		RTGG
LIKIDEZ	14,05	12,14	11,16	16,10	23,69	17,62	17,07	33,47		LIQUIDE

AURREZKI GARBIA
AHORRO NETO

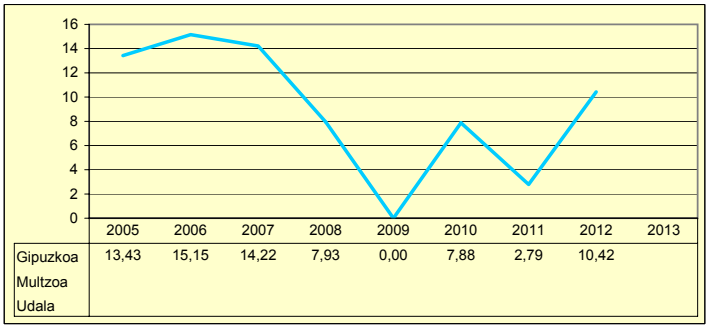

LEGEZKO ZORPETZE-MAILA
NIVEL DE ENDEUDAMIENTO

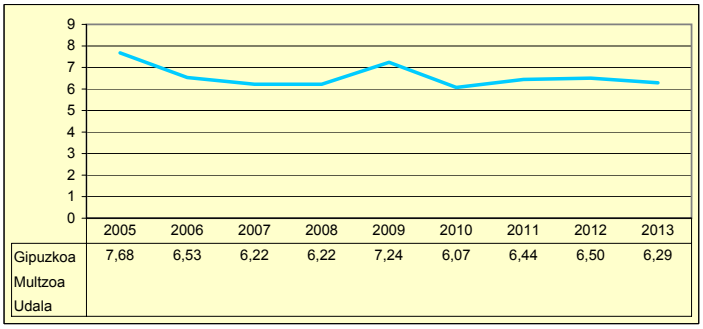

ZOR BIZIA
DEUDA VIVA

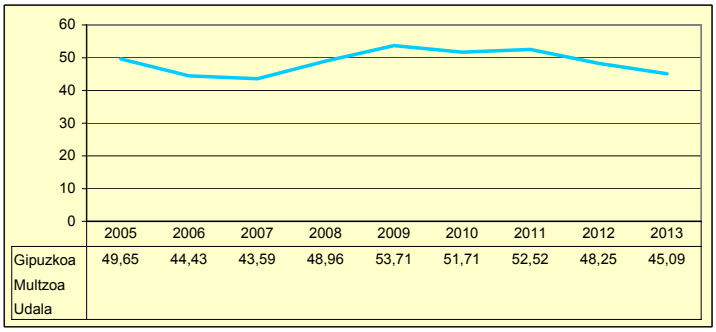

INBERTSIO GARBIAK, GUZTIRA
INVERSIONES NETAS TOTALES

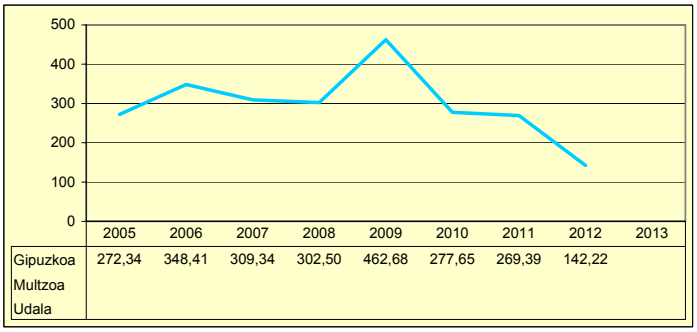

ORDENANTZAK
ORDENANZAS

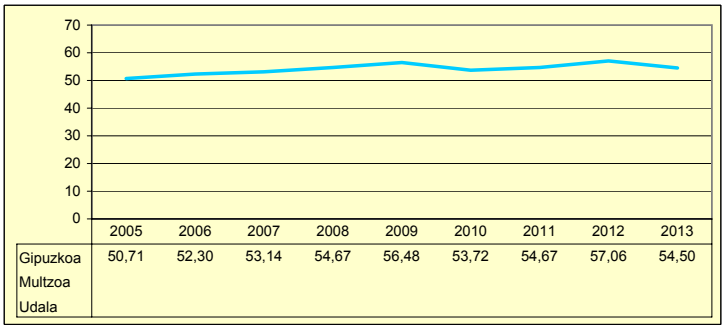

ZERGA AHALMENA
CAPACIDAD FISCAL

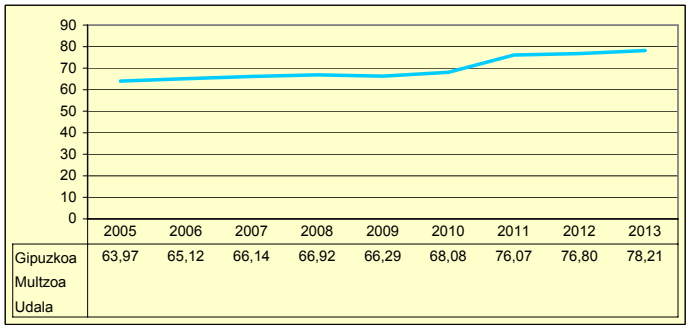

Udala Multzoa Gipuzkoa

0-1000

Biztanleak: 12.684 habitantes

	2005	2006	2007	2008	2009	2010	2011	2012	2013	
AU GORD	27,18	26,81	26,67	25,90	14,53	18,37	15,48	26,23		AHO BRU
LEG ZOR	5,09	5,17	5,27	5,70	5,81	5,74	6,26	5,77	5,11	NIV END
AU GARB	22,08	21,64	21,40	20,19	8,72	12,63	9,22	20,46		AHO NET
ZOR MUG	81,26	80,71	80,25	77,97	60,01	68,75	59,55	78,00	78,65	MAR END
ZOR BIZ	41,76	43,57	41,02	39,33	43,53	47,93	46,86	40,17	32,83	DEU VIV
LANGILE	28,36	27,22	27,80	27,55	31,69	30,91	31,81	28,16		PERSONA
AZPIKON	9,81	9,89	9,58	9,96	11,49	10,90	11,88	10,37		SUBCONT
DIRULAG	4,47	4,34	3,96	3,74	4,00	3,88	3,99	3,54		SUBVENC
FUNTZIO	68,34	68,85	69,37	70,36	81,47	77,74	80,53	70,23		FUNCION
INB G L	322,18	328,94	244,73	488,82	373,71	318,82	210,62	129,00		INV N A
INB G G	645,72	714,07	575,01	680,40	1.040,56	858,91	763,52	402,09		INV N T
INB M L	17,35	15,70	12,64	24,56	16,22	15,02	10,34	7,76		N INV A
INB M G	34,77	34,08	29,69	34,19	45,15	40,47	37,49	24,18		N INV T
K T MEN	49,52	53,77	57,44	28,15	64,09	62,87	72,41	67,91		DEP T K
MAI MEN	15,05	13,92	5,87	13,44	23,52	19,64	5,42	3,80		DEP PRE
PRE FIS	390,19	452,49	472,19	465,10	424,07	416,63	458,58	533,34		PRE FIS
ORDENAN	40,63	41,61	42,40	44,10	45,50	43,50	44,35	48,56	44,12	ORDENAN
Z AHALM	85,64	93,05	95,58	91,73	91,38	91,85	102,94	103,61	109,57	CAP FIS
T A MEN	61,23	59,56	60,92	60,64	59,70	60,39	56,49	55,80		DEP T C
APART S	8,97	10,78	9,65	7,63	6,72	5,60	5,04	5,40		ING EXT
KOB MAI	93,92	93,50	93,77	93,83	92,23	93,26	92,42	91,41	90,31	NIV COB
GODG	37,08	38,40	42,93	31,61	32,32	28,88	24,28	26,47		RTGG
LIKIDEZ	21,74	14,10	21,17	22,62	20,05	12,69	12,53	21,61		LIQUIDE

AURREZKI GARBIA
AHORRO NETO

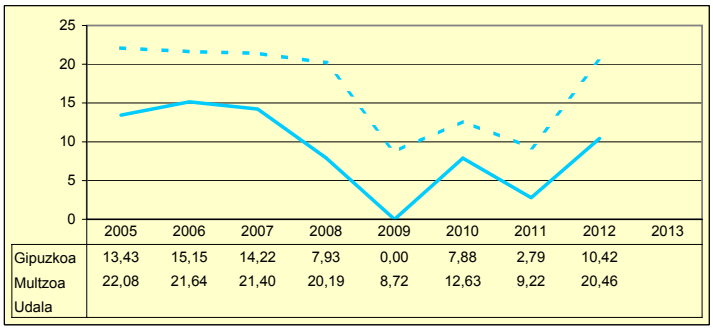

	2005	2006	2007	2008	2009	2010	2011	2012	2013
Gipuzkoa	13,43	15,15	14,22	7,93	0,00	7,88	2,79	10,42	
Multzoa	22,08	21,64	21,40	20,19	8,72	12,63	9,22	20,46	
Udala									

LEGEZKO ZORPETZE-MAILA
NIVEL DE ENDEUDAMIENTO

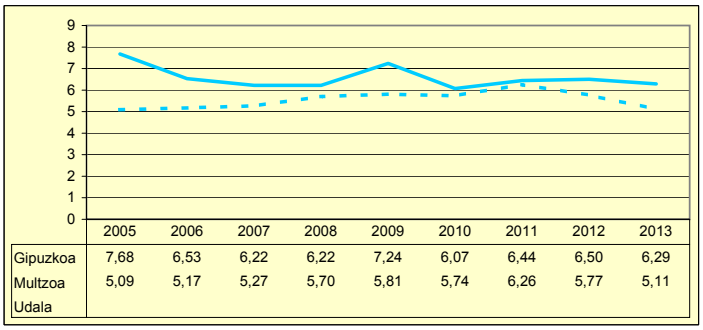

	2005	2006	2007	2008	2009	2010	2011	2012	2013
Gipuzkoa	7,68	6,53	6,22	6,22	7,24	6,07	6,44	6,50	6,29
Multzoa	5,09	5,17	5,27	5,70	5,81	5,74	6,26	5,77	5,11
Udala									

ZOR BIZIA
DEUDA VIVA

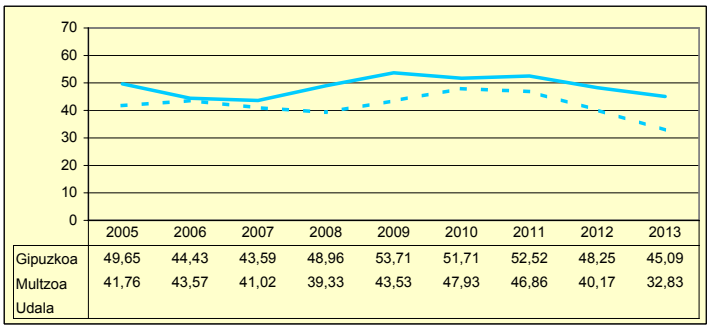

	2005	2006	2007	2008	2009	2010	2011	2012	2013
Gipuzkoa	49,65	44,43	43,59	48,96	53,71	51,71	52,52	48,25	45,09
Multzoa	41,76	43,57	41,02	39,33	43,53	47,93	46,86	40,17	32,83
Udala									

INBERTSIO GARBIAK, GUZTIRA
INVERSIONES NETAS TOTALES

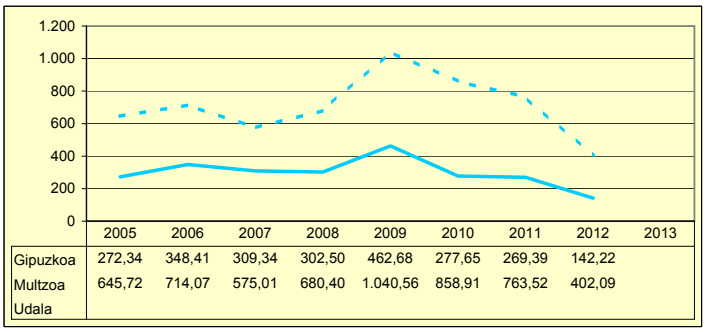

	2005	2006	2007	2008	2009	2010	2011	2012	2013
Gipuzkoa	272,34	348,41	309,34	302,50	462,68	277,65	269,39	142,22	
Multzoa	645,72	714,07	575,01	680,40	1.040,56	858,91	763,52	402,09	
Udala									

ORDENANTZAK
ORDENANZAS

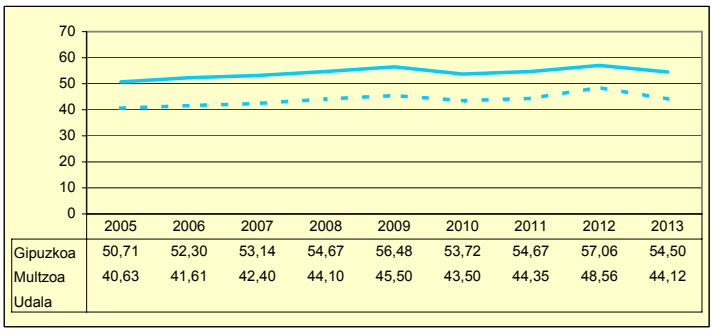

	2005	2006	2007	2008	2009	2010	2011	2012	2013
Gipuzkoa	50,71	52,30	53,14	54,67	56,48	53,72	54,67	57,06	54,50
Multzoa	40,63	41,61	42,40	44,10	45,50	43,50	44,35	48,56	44,12
Udala									

ZERGA AHALMENA
CAPACIDAD FISCAL

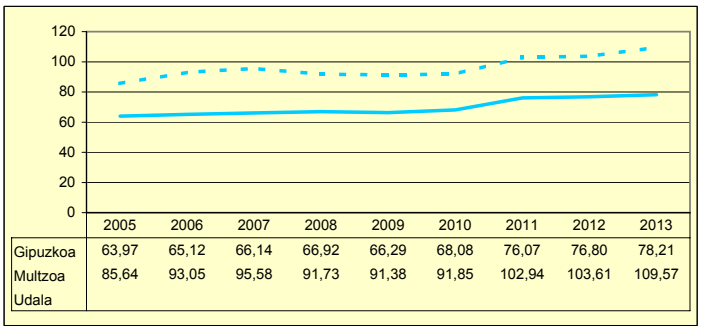

	2005	2006	2007	2008	2009	2010	2011	2012	2013
Gipuzkoa	63,97	65,12	66,14	66,92	66,29	68,08	76,07	76,80	78,21
Multzoa	85,64	93,05	95,58	91,73	91,38	91,85	102,94	103,61	109,57
Udala									

Udala — Multzoa — Gipuzkoa

1.000-5.000

Biztanleak: 48.231 habitantes

	2005	2006	2007	2008	2009	2010	2011	2012	2013	
AU GORD	24,94	22,51	24,54	14,69	10,54	15,23	12,81	20,58		AHO BRU
LEG ZOR	8,38	8,15	6,98	7,86	7,72	6,15	6,73	6,65	5,97	NIV END
AU GARB	16,56	14,36	17,56	6,83	2,83	9,08	6,08	13,93		AHO NET
ZOR MUG	66,37	63,81	71,55	46,52	26,82	59,63	47,45	67,68	68,45	MAR END
ZOR BIZ	63,12	60,90	50,27	49,14	49,27	52,27	55,68	46,53	40,64	DEU VIV
LANGILE	26,32	26,99	26,71	28,74	31,13	30,49	31,46	28,49		PERSONA
AZPIKON	14,65	15,47	15,15	16,38	18,69	18,05	19,16	18,54		SUBCONT
DIRULAG	6,20	6,01	5,76	6,92	7,52	6,66	6,24	5,94		SUBVENC
FUNTZIO	68,84	71,48	69,70	78,39	81,94	78,11	80,95	73,47		FUNCION
INB G L	157,30	107,37	258,89	195,61	262,16	174,49	202,80	83,25		INV N A
INB G G	327,69	300,32	510,07	393,05	624,98	459,14	318,97	164,37		INV N T
INB M L	11,23	7,95	16,66	13,44	15,31	11,09	14,60	7,13		N INV A
INB M G	23,40	22,23	32,83	27,00	36,49	29,18	22,96	14,07		N INV T
K T MEN	51,97	64,08	49,23	50,22	57,78	61,61	36,18	48,26		DEP T K
MAI MEN	15,68	17,83	11,13	30,40	31,69	6,13	32,48	11,17		DEP PRE
PRE FIS	404,70	392,51	423,92	402,87	428,87	415,51	430,74	452,36		PRE FIS
ORDENAN	51,86	54,60	55,14	56,08	58,34	55,43	56,76	58,26	56,54	ORDENAN
Z AHALM	59,80	59,00	64,59	65,67	64,73	66,04	75,98	77,60	82,08	CAP FIS
T A MEN	55,66	57,66	60,42	60,56	56,52	59,06	55,86	55,69		DEP T C
APART S	14,01	11,68	9,36	6,64	7,56	5,03	5,78	5,42		ING EXT
KOB MAI	92,84	93,28	92,35	91,41	90,96	92,15	90,42	90,99	90,43	NIV COB
GODG	25,44	26,29	32,01	32,37	26,62	19,81	12,69	17,09		RTGG
LIKIDEZ	13,24	13,11	15,02	19,81	24,31	13,62	9,88	24,24		LIQUIDE

AURREZKI GARBIA
AHORRO NETO

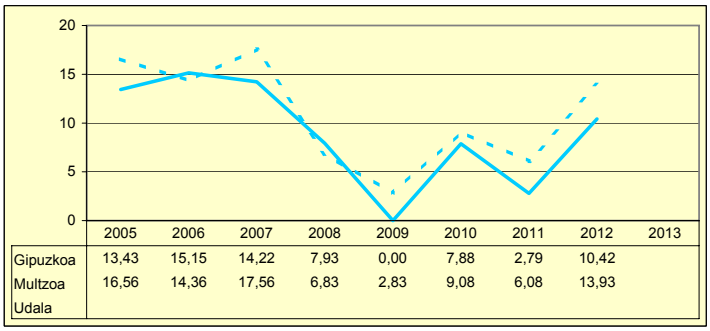

	2005	2006	2007	2008	2009	2010	2011	2012	2013
Gipuzkoa	13,43	15,15	14,22	7,93	0,00	7,88	2,79	10,42	
Multzoa	16,56	14,36	17,56	6,83	2,83	9,08	6,08	13,93	
Udala									

LEGEZKO ZORPETZE-MAILA
NIVEL DE ENDEUDAMIENTO LEGAL

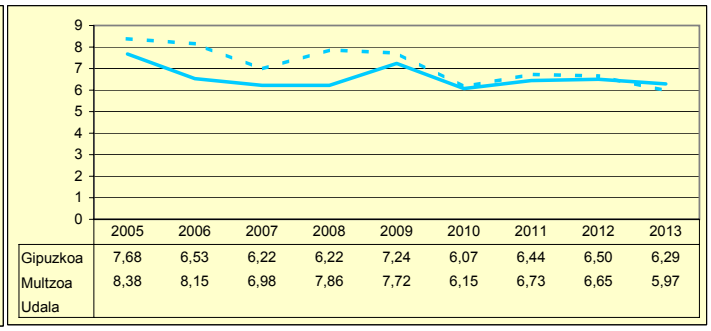

	2005	2006	2007	2008	2009	2010	2011	2012	2013
Gipuzkoa	7,68	6,53	6,22	6,22	7,24	6,07	6,44	6,50	6,29
Multzoa	8,38	8,15	6,98	7,86	7,72	6,15	6,73	6,65	5,97
Udala									

ZOR BIZIA
DEUDA VIVA

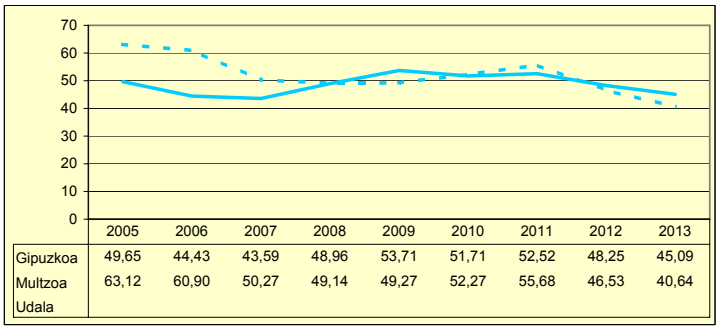

	2005	2006	2007	2008	2009	2010	2011	2012	2013
Gipuzkoa	49,65	44,43	43,59	48,96	53,71	51,71	52,52	48,25	45,09
Multzoa	63,12	60,90	50,27	49,14	49,27	52,27	55,68	46,53	40,64
Udala									

INBERTSIO GARBIAK, GUZTIRA
INVERSIONES NETAS TOTALES

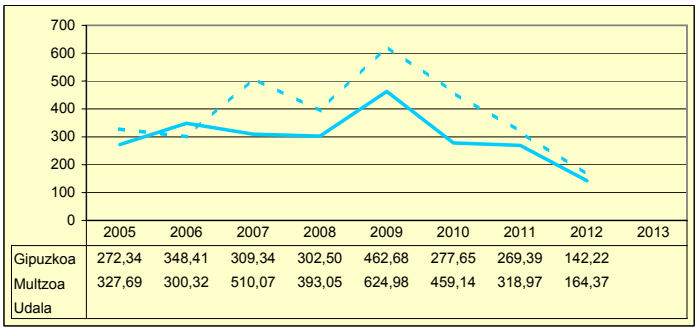

	2005	2006	2007	2008	2009	2010	2011	2012	2013
Gipuzkoa	272,34	348,41	309,34	302,50	462,68	277,65	269,39	142,22	
Multzoa	327,69	300,32	510,07	393,05	624,98	459,14	318,97	164,37	
Udala									

ORDENANTZAK
ORDENANZAS

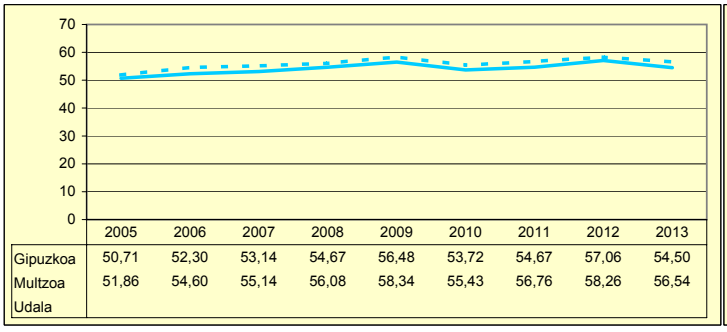

	2005	2006	2007	2008	2009	2010	2011	2012	2013
Gipuzkoa	50,71	52,30	53,14	54,67	56,48	53,72	54,67	57,06	54,50
Multzoa	51,86	54,60	55,14	56,08	58,34	55,43	56,76	58,26	56,54
Udala									

ZERGA AHALMENA
CAPACIDAD FISCAL

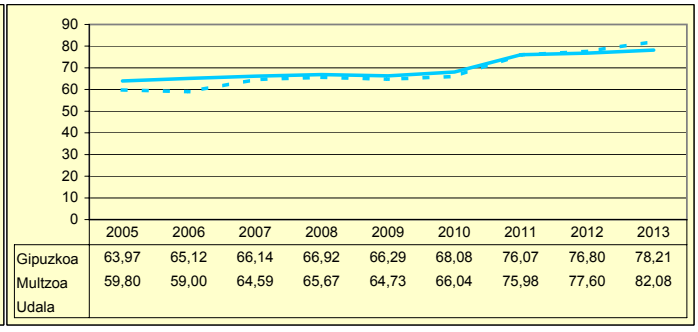

	2005	2006	2007	2008	2009	2010	2011	2012	2013
Gipuzkoa	63,97	65,12	66,14	66,92	66,29	68,08	76,07	76,80	78,21
Multzoa	59,80	59,00	64,59	65,67	64,73	66,04	75,98	77,60	82,08
Udala									

Udala — Multzoa — Gipuzkoa

5.000-10.000

Biztanleak: 103.033 habitantes

	2005	2006	2007	2008	2009	2010	2011	2012	2013	
AU GORD	24,66	24,78	25,53	15,94	9,43	12,83	8,78	17,65		AHO BRU
LEG ZOR	5,98	5,66	5,91	6,17	6,53	5,69	5,65	6,37	6,32	NIV END
AU GARB	18,67	19,12	19,62	9,78	2,90	7,14	3,14	11,28		AHO NET
ZOR MUG	75,71	77,17	76,87	61,33	30,74	55,64	35,72	63,90	58,11	MAR END
ZOR BIZ	37,10	34,64	35,92	31,55	42,30	40,35	39,67	36,84	33,60	DEU VIV
LANGILE	26,71	25,68	24,57	27,06	29,88	29,14	29,94	27,57		PERSONA
AZPIKON	17,04	17,32	17,56	21,03	24,08	24,30	26,96	24,44		SUBCONT
DIRULAG	7,85	8,04	7,80	8,53	9,20	8,20	8,17	7,06		SUBVENC
FUNTZIO	67,48	67,18	66,67	75,52	81,37	78,98	83,04	75,28		FUNCION
INB G L	96,71	323,36	302,65	288,42	139,29	108,02	188,99	108,75		INV N A
INB G G	205,85	409,61	451,00	372,39	399,89	333,71	303,36	161,49		INV N T
INB M L	6,45	20,77	18,50	18,41	7,71	6,67	12,03	8,30		N INV A
INB M G	13,72	26,31	27,56	23,76	22,14	20,61	19,31	12,32		N INV T
K T MEN	52,85	20,97	32,61	22,40	65,09	67,53	37,51	32,46		DEP T K
MAI MEN	28,19	15,36	13,51	23,27	31,13	20,21	21,13	14,25		DEP PRE
PRE FIS	493,36	533,25	524,81	511,35	508,65	526,23	537,80	541,90		PRE FIS
ORDENAN	58,49	59,96	60,84	62,33	63,95	60,89	61,77	63,20	62,30	ORDENAN
Z AHALM	69,45	70,01	67,55	68,27	68,62	69,53	78,93	79,76	81,18	CAP FIS
T A MEN	55,04	54,70	54,93	54,65	51,93	52,20	51,16	51,83		DEP T C
APART S	7,84	8,96	10,84	7,70	6,52	8,85	7,55	6,64		ING EXT
KOB MAI	95,00	94,76	95,43	95,38	93,86	94,49	93,48	92,97	90,80	NIV COB
GODG	43,17	39,50	33,77	28,84	28,04	24,75	14,04	15,85		RTGG
LIKIDEZ	21,40	25,00	19,53	20,78	34,44	29,25	22,22	49,31		LIQUIDE

AURREZKI GARBIA
AHORRO NETO

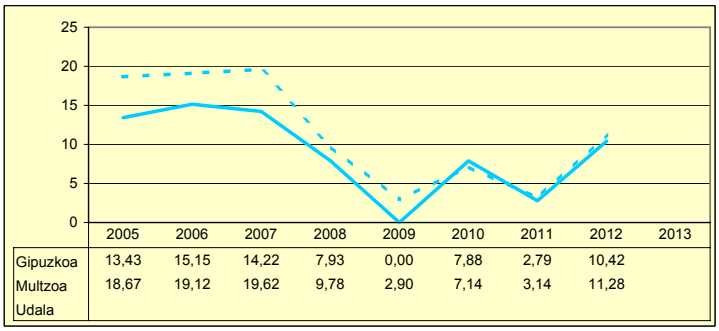

LEGEZKO ZORPETZE-MAILA
NIVEL DE ENDEUDAMIENTO LEGAL

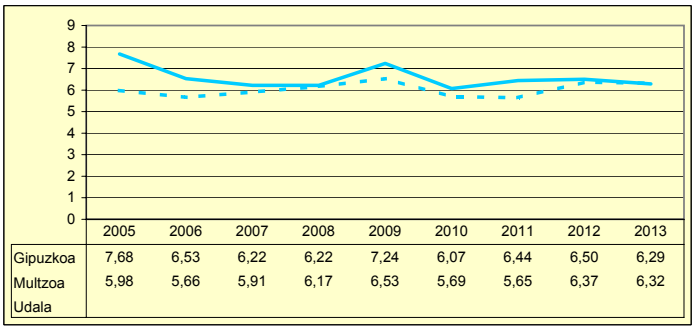

ZOR BIZIA
DEUDA VIVA

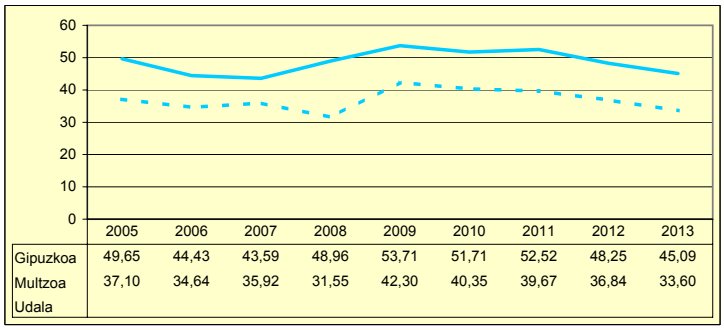

INBERTSIO GARBIAK, GUZTIRA
INVERSIONES NETAS TOTALES

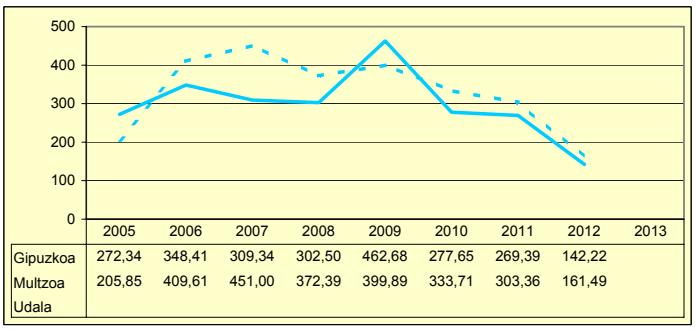

ORDENANTZAK
ORDENANZAS

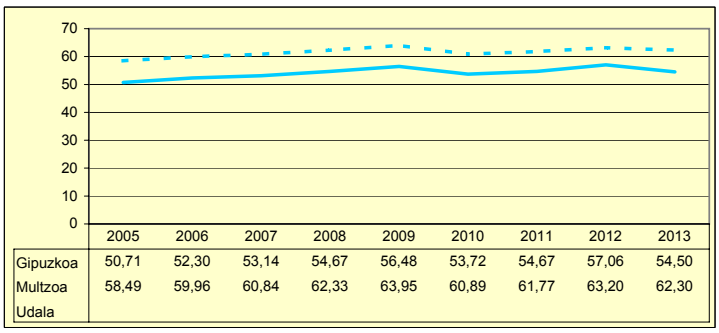

ZERGA AHALMENA
CAPACIDAD FISCAL

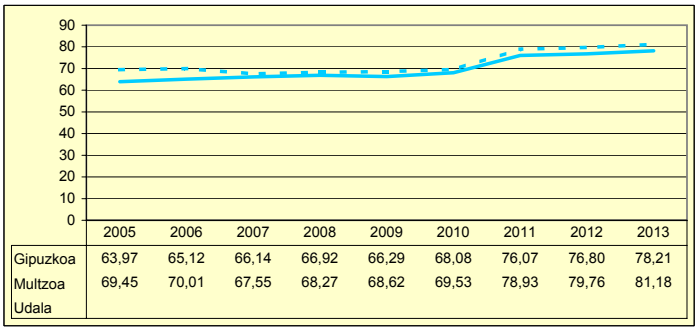

Udala Multzoa Gipuzkoa

10.000-20.000

Biztanleak: 190.829 habitantes

	2005	2006	2007	2008	2009	2010	2011	2012	2013	
AU GORD	22,85	23,83	22,38	15,75	7,57	14,50	11,59	17,05		AHO BRU
LEG ZOR	5,98	5,72	5,37	4,78	5,08	4,60	4,46	4,17	3,93	NIV END
AU GARB	16,87	18,12	17,01	10,97	2,49	9,90	7,13	12,88		AHO NET
ZOR MUG	73,82	76,02	75,99	69,65	32,90	68,30	61,53	75,53	73,99	MAR END
ZOR BIZ	36,63	34,48	32,86	30,76	34,89	32,88	31,01	26,49	23,65	DEU VIV
LANGILE	30,38	29,47	29,77	31,96	35,34	33,62	33,51	31,01		PERSONA
AZPIKON	20,76	21,16	21,44	24,83	28,35	26,94	29,04	28,18		SUBCONT
DIRULAG	6,45	6,12	6,18	6,35	7,12	5,77	5,88	5,51		SUBVENC
FUNTZIO	70,69	70,05	71,44	77,90	85,31	79,73	82,53	77,44		FUNCION
INB G L	261,12	348,00	188,23	162,20	210,12	132,42	159,69	123,12		INV N A
INB G G	335,80	461,57	287,20	270,43	517,42	351,92	270,62	174,23		INV N T
INB M L	18,92	22,34	12,53	10,46	11,51	8,02	10,29	9,00		N INV A
INB M G	24,33	29,63	19,12	17,43	28,34	21,31	17,44	12,74		N INV T
K T MEN	22,20	24,45	34,50	39,98	59,33	62,36	40,95	29,33		DEP T K
MAI MEN	15,78	20,03	21,26	26,52	35,78	3,24	4,33	9,95		DEP PRE
PRE FIS	481,49	510,83	532,53	564,41	547,35	567,24	570,38	570,43		PRE FIS
ORDENAN	59,75	60,96	62,41	63,44	65,46	61,86	62,77	63,85	62,25	ORDENAN
Z AHALM	60,34	61,02	62,08	62,49	61,76	63,25	71,87	72,49	73,18	CAP FIS
T A MEN	55,09	54,80	56,12	54,25	52,67	54,36	51,60	52,62		DEP T C
APART S	7,14	7,37	8,00	7,64	6,65	7,07	6,18	5,61		ING EXT
KOB MAI	95,43	96,41	96,33	95,43	95,02	95,56	95,41	92,62	90,88	NIV COB
GODG	30,54	28,58	32,16	34,40	32,97	30,47	25,00	25,78		RTGG
LIKIDEZ	20,81	15,40	15,32	24,36	40,41	34,94	32,50	66,06		LIQUIDE

AURREZKI GARBIA
AHORRO NETO

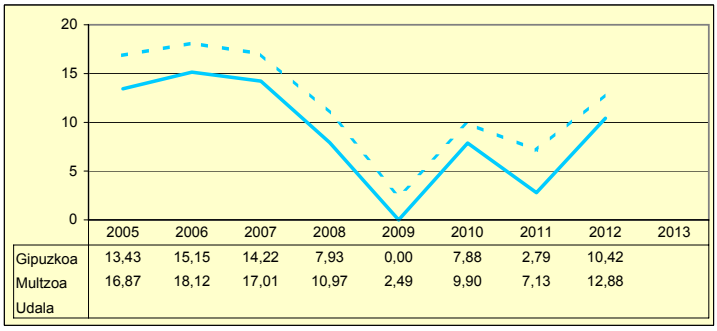

	2005	2006	2007	2008	2009	2010	2011	2012	2013
Gipuzkoa	13,43	15,15	14,22	7,93	0,00	7,88	2,79	10,42	
Multzoa	16,87	18,12	17,01	10,97	2,49	9,90	7,13	12,88	
Udala									

LEGEZKO ZORPETZE-MAILA
NIVEL DE ENDEUDAMIENTO LEGAL

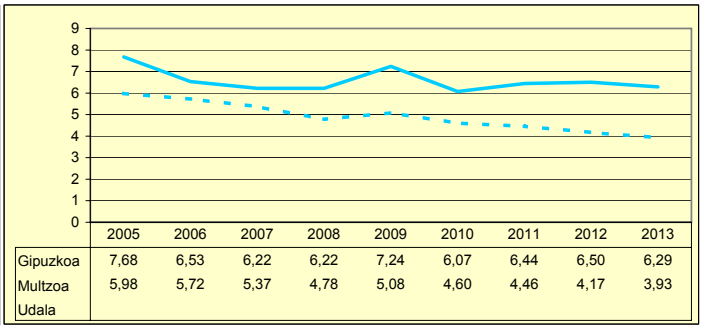

	2005	2006	2007	2008	2009	2010	2011	2012	2013
Gipuzkoa	7,68	6,53	6,22	6,22	7,24	6,07	6,44	6,50	6,29
Multzoa	5,98	5,72	5,37	4,78	5,08	4,60	4,46	4,17	3,93
Udala									

ZOR BIZIA
DEUDA BIZIA

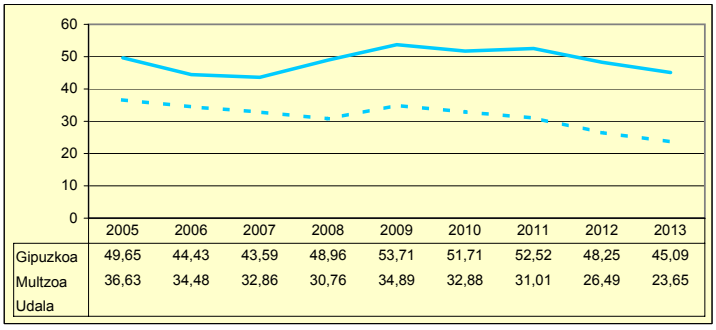

	2005	2006	2007	2008	2009	2010	2011	2012	2013
Gipuzkoa	49,65	44,43	43,59	48,96	53,71	51,71	52,52	48,25	45,09
Multzoa	36,63	34,48	32,86	30,76	34,89	32,88	31,01	26,49	23,65
Udala									

INBERTSIO GARBIAK, GUZTIRA
INVERSIONES NETAS TOTALES

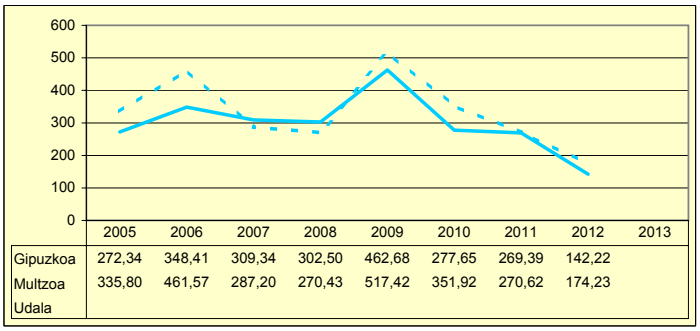

	2005	2006	2007	2008	2009	2010	2011	2012	2013
Gipuzkoa	272,34	348,41	309,34	302,50	462,68	277,65	269,39	142,22	
Multzoa	335,80	461,57	287,20	270,43	517,42	351,92	270,62	174,23	
Udala									

ORDENANTZAK
ORDENANZAS

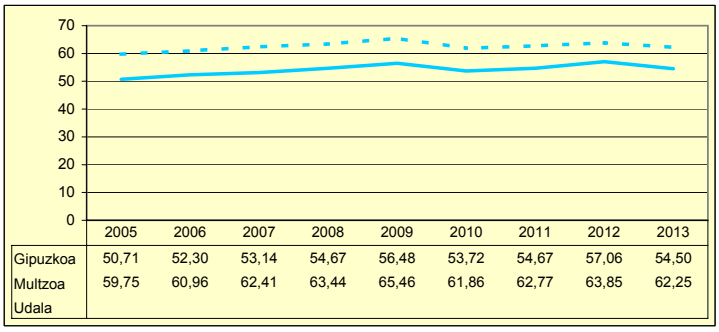

	2005	2006	2007	2008	2009	2010	2011	2012	2013
Gipuzkoa	50,71	52,30	53,14	54,67	56,48	53,72	54,67	57,06	54,50
Multzoa	59,75	60,96	62,41	63,44	65,46	61,86	62,77	63,85	62,25
Udala									

ZERGA AHALMENA
CAPACIDAD FISCAL

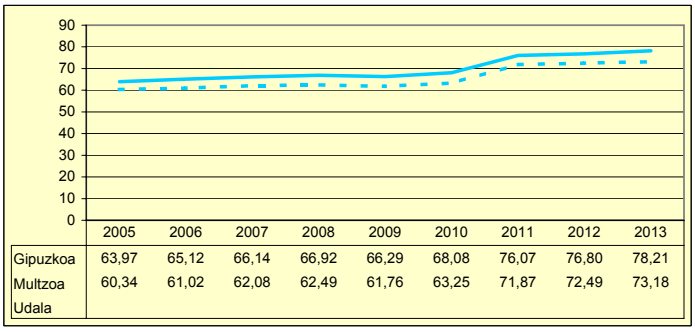

	2005	2006	2007	2008	2009	2010	2011	2012	2013
Gipuzkoa	63,97	65,12	66,14	66,92	66,29	68,08	76,07	76,80	78,21
Multzoa	60,34	61,02	62,08	62,49	61,76	63,25	71,87	72,49	73,18
Udala									

Udala — Multzoa — Gipuzkoa

20.000-100.000

Biztanleak: 172.541 habitantes

	2005	2006	2007	2008	2009	2010	2011	2012	2013	
AU GORD	19,82	23,38	21,67	13,64	5,97	16,73	11,78	21,31		AHO BRU
LEG ZOR	7,81	7,21	6,75	6,59	7,14	6,23	6,91	7,34	6,71	NIV END
AU GARB	12,01	16,17	14,92	7,06	-1,17	10,50	4,87	13,97		AHO NET
ZOR MUG	60,58	69,15	68,86	51,73	0,00	62,75	41,35	65,55	66,02	MAR END
ZOR BIZ	57,01	51,70	50,67	48,21	55,32	50,14	51,11	47,83	40,98	DEU VIV
LANGILE	35,48	33,44	34,52	37,45	40,77	36,61	38,63	34,11		PERSONA
AZPIKON	16,41	16,00	16,84	19,09	21,28	19,25	21,69	19,56		SUBCONT
DIRULAG	5,88	5,68	6,11	6,49	6,96	4,97	4,92	4,34		SUBVENC
FUNTZIO	74,28	70,94	72,22	79,87	87,07	78,31	83,31	74,35		FUNCION
INB G L	201,64	286,13	250,99	213,39	246,62	90,55	162,20	78,97		INV N A
INB G G	269,37	363,05	307,91	268,18	463,85	250,48	224,39	102,33		INV N T
INB M L	16,53	20,68	17,48	14,83	14,88	6,23	12,00	7,02		N INV A
INB M G	22,09	26,24	21,45	18,64	28,00	17,24	16,60	9,10		N INV T
K T MEN	25,14	21,19	18,49	20,43	46,83	63,85	27,72	22,83		DEP T K
MAI MEN	17,63	20,53	26,87	33,66	43,66	19,56	32,51	7,41		DEP PRE
PRE FIS	449,78	492,66	520,58	521,79	531,73	554,78	570,56	554,09		PRE FIS
ORDENAN	63,83	66,27	67,02	68,45	70,18	66,43	66,82	67,90	66,23	ORDENAN
Z AHALM	55,23	56,15	56,89	58,03	57,52	59,42	67,08	67,48	67,93	CAP FIS
T A MEN	59,35	59,17	59,37	58,32	55,33	57,83	52,95	54,60		DEP T C
APART S	7,79	8,72	8,15	7,05	6,04	5,97	6,13	5,95		ING EXT
KOB MAI	95,04	95,56	95,01	93,99	94,21	94,52	94,39	93,10	91,35	NIV COB
GODG	21,09	19,23	18,97	16,98	7,13	6,99	6,00	10,23		RTGG
LIKIDEZ	16,80	11,97	11,28	16,58	26,00	8,10	10,46	26,82		LIQUIDE

AURREZKI GARBIA
AHORRO NETO

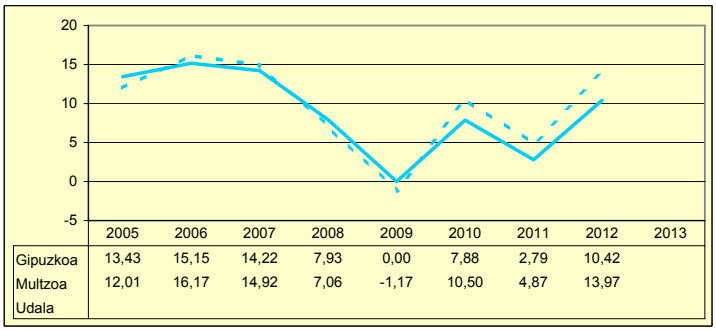

	2005	2006	2007	2008	2009	2010	2011	2012	2013
Gipuzkoa	13,43	15,15	14,22	7,93	0,00	7,88	2,79	10,42	
Multzoa	12,01	16,17	14,92	7,06	-1,17	10,50	4,87	13,97	
Udala									

LEGEZKO ZORPETZE-MAILA
NIVEL DE ENDEUDAMIENTO LEGAL

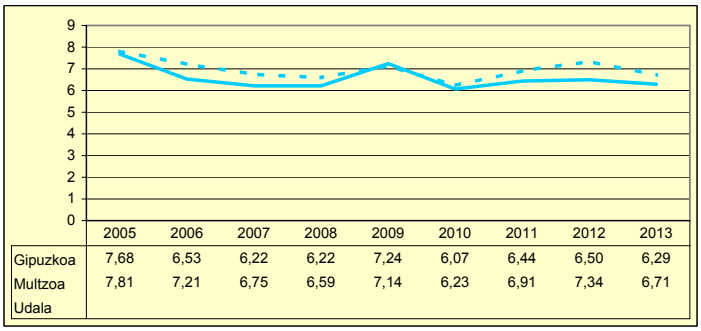

	2005	2006	2007	2008	2009	2010	2011	2012	2013
Gipuzkoa	7,68	6,53	6,22	6,22	7,24	6,07	6,44	6,50	6,29
Multzoa	7,81	7,21	6,75	6,59	7,14	6,23	6,91	7,34	6,71
Udala									

ZOR BIZIA
DEUDA VIVA

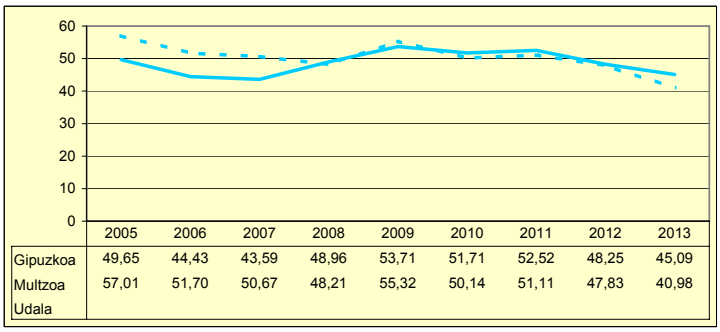

	2005	2006	2007	2008	2009	2010	2011	2012	2013
Gipuzkoa	49,65	44,43	43,59	48,96	53,71	51,71	52,52	48,25	45,09
Multzoa	57,01	51,70	50,67	48,21	55,32	50,14	51,11	47,83	40,98
Udala									

INBERTSIO GARBIAK, GUZTIRA
INVERSIONES NETAS TOTALES

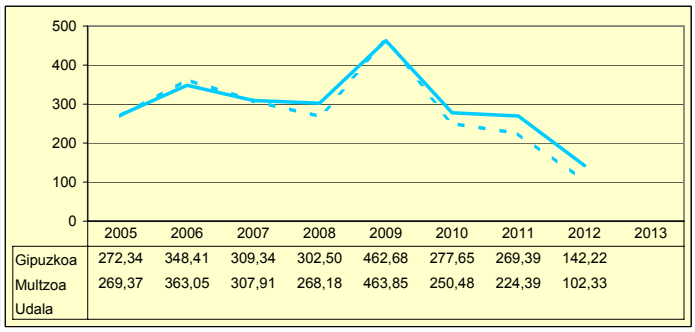

	2005	2006	2007	2008	2009	2010	2011	2012	2013
Gipuzkoa	272,34	348,41	309,34	302,50	462,68	277,65	269,39	142,22	
Multzoa	269,37	363,05	307,91	268,18	463,85	250,48	224,39	102,33	
Udala									

ORDENANTZAK
ORDENANZAS

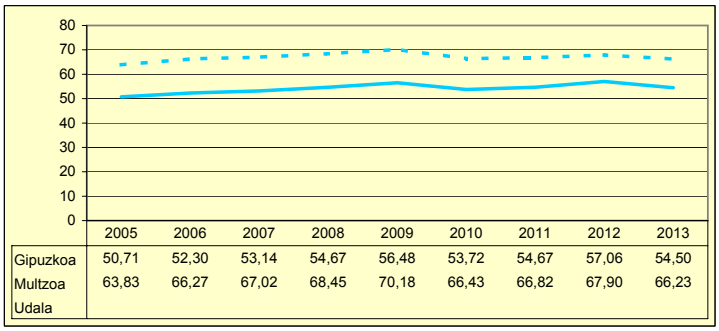

	2005	2006	2007	2008	2009	2010	2011	2012	2013
Gipuzkoa	50,71	52,30	53,14	54,67	56,48	53,72	54,67	57,06	54,50
Multzoa	63,83	66,27	67,02	68,45	70,18	66,43	66,82	67,90	66,23
Udala									

ZERGA AHALMENA
CAPACIDAD FISCAL

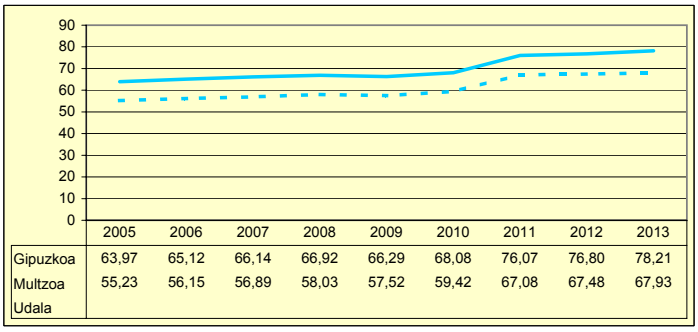

	2005	2006	2007	2008	2009	2010	2011	2012	2013
Gipuzkoa	63,97	65,12	66,14	66,92	66,29	68,08	76,07	76,80	78,21
Multzoa	55,23	56,15	56,89	58,03	57,52	59,42	67,08	67,48	67,93
Udala									

Udala — Multzoa — Gipuzkoa

>100.000

Biztanleak: 186.500 habitantes

	2005	2006	2007	2008	2009	2010	2011	2012	2013	
AU GORD	17,40	16,19	13,90	11,15	5,71	11,25	4,10	11,85		AHO BRU
LEG ZOR	10,09	6,88	6,66	7,08	9,73	7,53	8,33	8,15	8,37	NIV END
AU GARB	7,31	9,31	7,25	4,08	-4,02	3,72	-4,23	3,71		AHO NET
ZOR MUG	42,00	57,49	52,13	36,55	0,00	33,04	0,00	31,27	13,90	MAR END
ZOR BIZ	59,31	48,77	50,70	76,76	77,63	76,27	80,24	75,37	76,06	DEU VIV
LANGILE	32,83	31,52	29,96	29,81	32,73	31,21	32,79	30,58		PERSONA
AZPIKON	20,67	24,02	25,58	21,99	26,05	21,48	25,36	23,94		SUBCONT
DIRULAG	7,14	7,23	7,19	7,09	6,43	4,95	5,67	4,51		SUBVENC
FUNTZIO	75,45	76,57	78,91	81,75	87,86	83,81	90,22	83,64		FUNCION
INB G L	156,30	143,15	139,22	236,88	172,77	-71,39	201,19	82,94		INV N A
INB G G	198,79	185,28	189,69	281,10	359,85	110,70	244,94	112,49		INV N T
INB M L	11,95	9,73	8,50	13,13	8,35	-3,87	11,54	5,62		N INV A
INB M G	15,20	12,59	11,58	15,59	17,40	6,00	14,05	7,63		N INV T
K T MEN	20,16	21,40	25,26	14,79	51,25	162,06	16,73	23,13		DEP T K
MAI MEN	31,61	0,12	0,00	88,07	58,41	47,35	18,36	50,39		DEP PRE
PRE FIS	483,56	532,24	575,17	605,75	618,97	637,45	663,46	697,41		PRE FIS
ORDENAN	61,51	57,55	47,81	64,45	69,54	65,94	66,61	68,34	65,33	ORDENAN
Z AHALM	73,08	75,54	76,58	77,62	76,46	79,13	85,29	86,18	88,08	CAP FIS
T A MEN	53,05	54,61	50,00	50,44	45,69	51,05	45,09	45,10		DEP T C
APART S	7,28	7,32	8,35	10,07	11,81	8,00	9,74	9,47		ING EXT
KOB MAI	96,81	96,61	96,17	96,59	95,12	95,95	94,97	94,65	94,03	NIV COB
GODG	3,48	2,60	1,64	3,39	4,68	18,12	6,42	6,62		RTGG
LIKIDEZ	1,13	2,78	1,62	4,07	0,76	4,38	6,63	2,74		LIQUIDE

AURREZKI GARBIA
AHORRO NETO

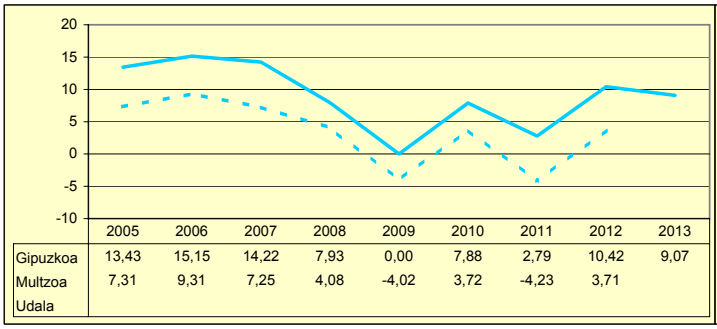

	2005	2006	2007	2008	2009	2010	2011	2012	2013
Gipuzkoa	13,43	15,15	14,22	7,93	0,00	7,88	2,79	10,42	9,07
Multzoa	7,31	9,31	7,25	4,08	-4,02	3,72	-4,23	3,71	
Udala									

LEGEZKO ZORPETZE-MAILA
NIVEL DE ENDEUDAMIENTO LEGAL

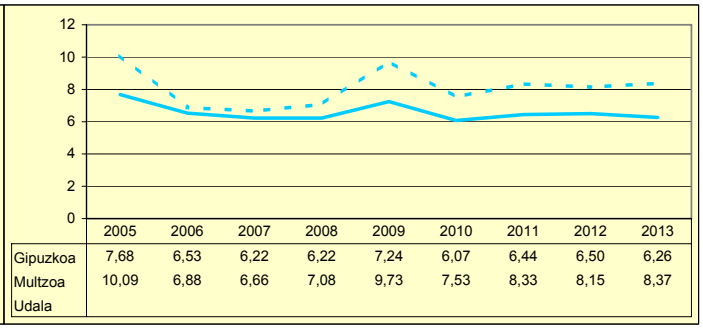

	2005	2006	2007	2008	2009	2010	2011	2012	2013
Gipuzkoa	7,68	6,53	6,22	6,22	7,24	6,07	6,44	6,50	6,26
Multzoa	10,09	6,88	6,66	7,08	9,73	7,53	8,33	8,15	8,37
Udala									

ZOR BIZIA
DEUDA VIVA

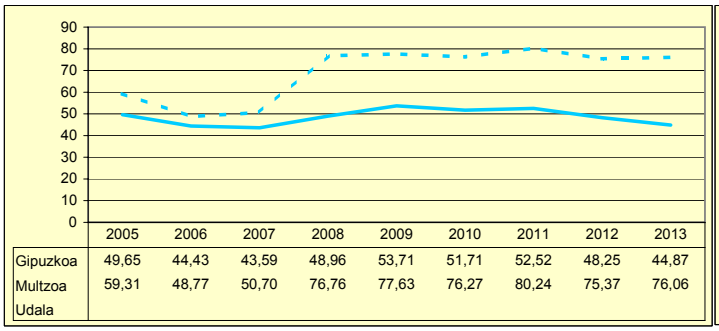

	2005	2006	2007	2008	2009	2010	2011	2012	2013
Gipuzkoa	49,65	44,43	43,59	48,96	53,71	51,71	52,52	48,25	44,87
Multzoa	59,31	48,77	50,70	76,76	77,63	76,27	80,24	75,37	76,06
Udala									

INBERTSIO GARBIAK, GUZTIRA
INVERSIONES NETAS TOTALES

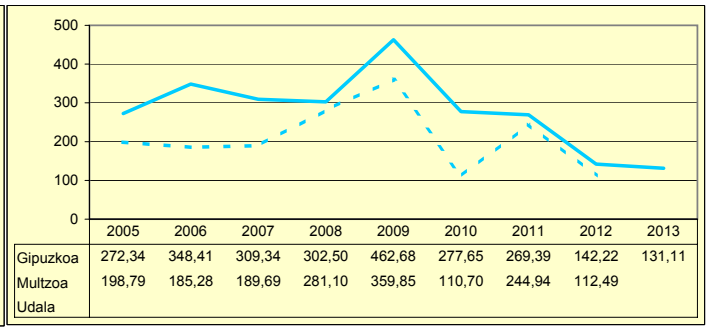

	2005	2006	2007	2008	2009	2010	2011	2012	2013
Gipuzkoa	272,34	348,41	309,34	302,50	462,68	277,65	269,39	142,22	131,11
Multzoa	198,79	185,28	189,69	281,10	359,85	110,70	244,94	112,49	
Udala									

ORDENANTZAK
ORDENANZAS

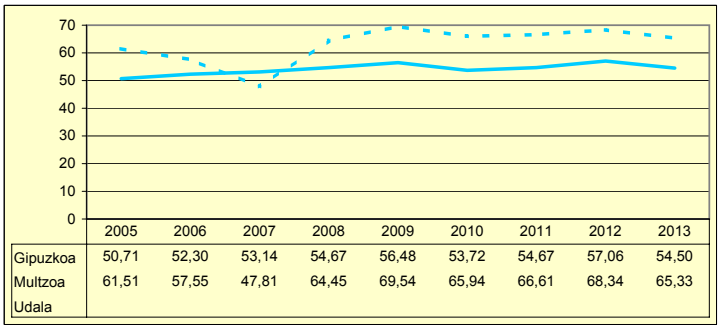

	2005	2006	2007	2008	2009	2010	2011	2012	2013
Gipuzkoa	50,71	52,30	53,14	54,67	56,48	53,72	54,67	57,06	54,50
Multzoa	61,51	57,55	47,81	64,45	69,54	65,94	66,61	68,34	65,33
Udala									

ZERGA AHALMENA
CAPACIDAD FISCAL

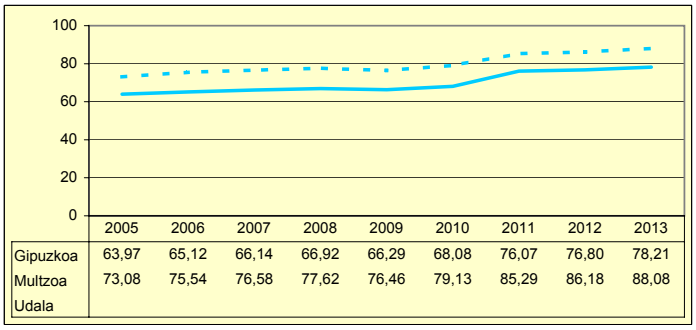

	2005	2006	2007	2008	2009	2010	2011	2012	2013
Gipuzkoa	63,97	65,12	66,14	66,92	66,29	68,08	76,07	76,80	78,21
Multzoa	73,08	75,54	76,58	77,62	76,46	79,13	85,29	86,18	88,08
Udala									

Udala — Multzoa — Gipuzkoa

ABALTZISKETA

Biztanleak: 330 habitantes

	2005	2006	2007	2008	2009	2010	2011	2012	2013	
AU GORD	34,23	28,07	32,03	24,91	33,36	28,57	17,95	22,04		AHO BRU
LEG ZOR	2,13	0,00	2,00	2,17	1,84	1,63	2,13	1,76	4,28	NIV END
AU GARB	32,09	28,07	30,03	22,74	31,52	26,94	15,82	20,28		AHO NET
ZOR MUG	93,76	100,00	93,76	91,29	94,49	94,30	88,14	92,03	82,57	MAR END
ZOR BIZ	21,42	0,00	15,82	15,02	12,22	10,28	11,32	7,60	24,28	DEU VIV
LANGILE	30,97	38,41	32,28	36,74	35,26	39,07	42,77	38,96		PERSONA
AZPIKON	10,44	12,71	9,25	5,28	2,59	2,07	2,56	2,13		SUBCONT
DIRULAG	5,85	3,44	3,70	3,23	4,76	5,51	6,16	3,31		SUBVENC
FUNTZIO	59,91	68,48	64,26	71,86	61,89	65,92	75,89	74,65		FUNCION
INB G L	379,18	346,83	108,77	316,43	595,15	610,67	113,17	-195,61		INV N A
INB G G	757,82	549,98	124,53	334,70	856,24	1.398,49	1.467,22	269,50		INV N T
INB M L	23,45	25,71	9,94	24,13	32,06	24,74	4,62	-14,09		N INV A
INB M G	46,87	40,78	11,39	25,52	46,13	56,65	59,90	19,41		N INV T
K T MEN	49,96	36,93	12,66	5,46	30,49	56,33	92,29	172,58		DEP T K
MAI MEN	0,00	0,00	0,00	29,07	21,23	0,00	0,00	80,17		DEP PRE
PRE FIS	269,50	162,63	274,60	250,80	232,72	282,16	221,21	259,45		PRE FIS
ORDENAN	37,90	38,69	39,67	40,61	41,73	39,26	39,43	40,17	32,71	ORDENAN
Z AHALM	86,81	83,70	83,63	81,22	80,37	80,61	72,56	66,31	68,12	CAP FIS
T A MEN	70,66	79,97	70,53	71,34	72,98	59,52	69,38	73,11		DEP T C
APART S	4,63	2,78	4,82	6,84	2,60	18,59	3,10	5,32		ING EXT
KOB MAI	95,23	97,11	90,55	97,12	95,45	99,22	94,32	96,54	91,66	NIV COB
GODG	8,94	5,78	26,44	32,82	28,26	7,06	9,16	0,09		RTGG
LIKIDEZ	3,50	1,38	5,24	17,05	18,40	2,06	0,40	-0,29		LIQUIDE

AURREZKI GARBIA
AHORRO NETO

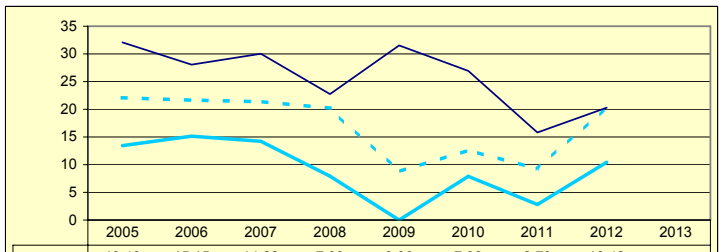

	2005	2006	2007	2008	2009	2010	2011	2012	2013
Gipuzkoa	13,43	15,15	14,22	7,93	0,00	7,88	2,79	10,42	
Multzoa	22,08	21,64	21,40	20,19	8,72	12,63	9,22	20,46	
Udala	32,09	28,07	30,03	22,74	31,52	26,94	15,82	20,28	

LEGEZKO ZORPETZE-MAILA
NIVEL DE ENDEUDAMIENTO LEGAL

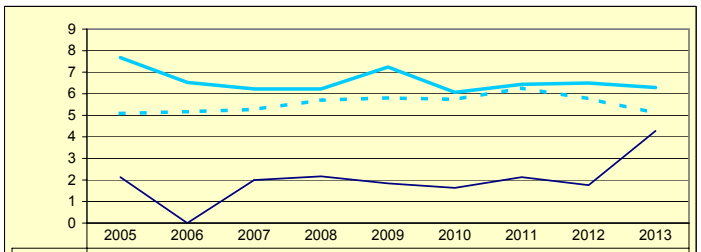

	2005	2006	2007	2008	2009	2010	2011	2012	2013
Gipuzkoa	7,68	6,53	6,22	6,22	7,24	6,07	6,44	6,50	6,29
Multzoa	5,09	5,17	5,27	5,70	5,81	5,74	6,26	5,77	5,11
Udala	2,13	0,00	2,00	2,17	1,84	1,63	2,13	1,76	4,28

ZOR BIZIA
DEUDA VIVA

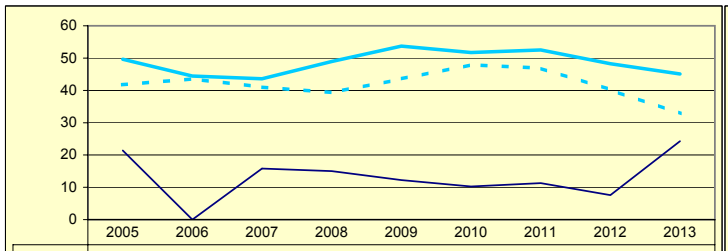

	2005	2006	2007	2008	2009	2010	2011	2012	2013
Gipuzkoa	49,65	44,43	43,59	48,96	53,71	51,71	52,52	48,25	45,09
Multzoa	41,76	43,57	41,02	39,33	43,53	47,93	46,86	40,17	32,83
Udala	21,42	0,00	15,82	15,02	12,22	10,28	11,32	7,60	24,28

INBERTSIO GARBIAK, GUZTIRA
INVERSIONES NETAS TOTALES

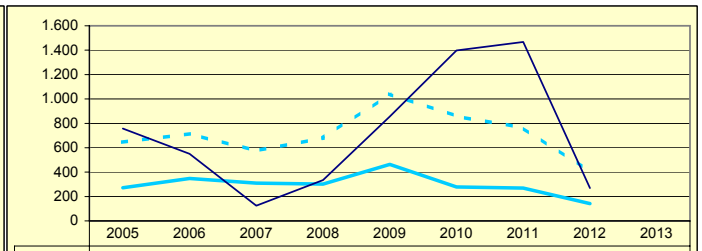

	2005	2006	2007	2008	2009	2010	2011	2012	2013
Gipuzkoa	272,34	348,41	309,34	302,50	462,68	277,65	269,39	142,22	
Multzoa	645,72	714,07	575,01	680,40	1.040,56	858,91	763,52	402,09	
Udala	757,82	549,98	124,53	334,70	856,24	1.398,49	1.467,22	269,50	

ORDENANTZAK
ORDENANZAS

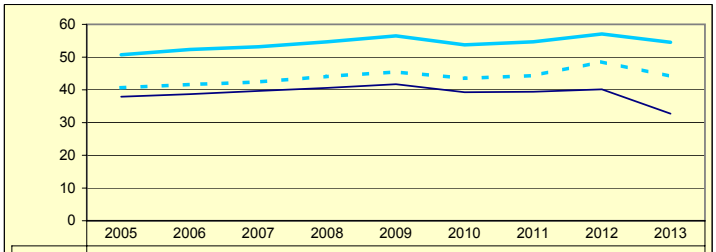

	2005	2006	2007	2008	2009	2010	2011	2012	2013
Gipuzkoa	50,71	52,30	53,14	54,67	56,48	53,72	54,67	57,06	54,50
Multzoa	40,63	41,61	42,40	44,10	45,50	43,50	44,35	48,56	44,12
Udala	37,90	38,69	39,67	40,61	41,73	39,26	39,43	40,17	32,71

ZERGA AHALMENA
CAPACIDAD FISCAL

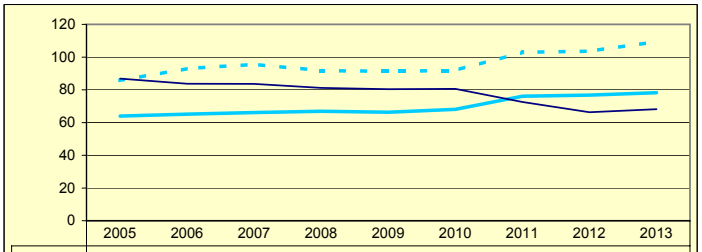

	2005	2006	2007	2008	2009	2010	2011	2012	2013
Gipuzkoa	63,97	65,12	66,14	66,92	66,29	68,08	76,07	76,80	78,21
Multzoa	85,64	93,05	95,58	91,73	91,38	91,85	102,94	103,61	109,57
Udala	86,81	83,70	83,63	81,22	80,37	80,61	72,56	66,31	68,12

Udala — Multzoa — Gipuzkoa

ADUNA

Biztanleak: 457 habitantes

	2005	2006	2007	2008	2009	2010	2011	2012	2013	
AU GORD	36,97	40,28	33,43	51,36	23,19	9,78	4,83	12,89		AHO BRU
LEG ZOR	13,37	9,49	10,61	7,06	3,62	3,60	3,86	8,75	8,26	NIV END
AU GARB	23,59	30,78	22,81	44,30	19,57	6,18	0,97	4,14		AHO NET
ZOR MUG	63,82	76,41	68,25	86,25	84,38	63,21	19,99	32,10	23,76	MAR END
ZOR BIZ	115,67	98,79	99,01	25,50	34,92	36,06	34,71	73,95	65,18	DEU VIV
LANGILE	28,14	25,35	27,17	20,08	29,60	31,74	32,74	29,90		PERSONA
AZPIKON	7,48	5,61	6,50	4,88	13,00	12,66	14,19	13,33		SUBCONT
DIRULAG	0,55	0,87	1,02	0,82	1,92	3,52	3,65	3,19		SUBVENC
FUNTZIO	62,47	58,84	65,55	47,81	74,89	86,70	91,52	83,92		FUNCION
INB G L	1.314,66	161,57	316,14	-994,24	1.336,86	837,65	783,38	401,06		INV N A
INB G G	1.660,04	405,78	352,89	-969,52	1.720,53	1.356,70	998,37	507,04		INV N T
INB M L	43,14	7,04	15,11	-21,00	40,18	28,74	30,02	18,02		N INV A
INB M G	54,47	17,68	16,86	-20,48	51,71	46,55	38,26	22,79		N INV T
K T MEN	20,80	60,18	10,42	-2,55	22,30	38,26	21,53	20,90		DEP T K
MAI MEN	36,79	0,00	0,00	0,00	0,00	0,00	0,00	0,00		DEP PRE
PRE FIS	961,42	1.229,81	977,54	1.083,73	1.167,45	937,56	911,62	933,05		PRE FIS
ORDENAN	50,02	50,77	51,05	51,05	51,73	48,68	48,82	51,86	51,26	ORDENAN
Z AHALM	226,83	225,09	225,71	232,48	213,14	200,51	229,25	233,29	265,01	CAP FIS
T A MEN	42,24	40,22	48,32	62,51	39,55	41,26	38,24	38,75		DEP T C
APART S	5,84	18,68	4,47	4,77	10,96	2,39	2,44	2,31		ING EXT
KOB MAI	90,39	92,05	92,53	92,24	96,43	94,83	97,13	95,91	88,87	NIV COB
GODG	1,08	20,34	30,93	63,07	45,01	7,32	0,00	0,00		RTGG
LIKIDEZ	0,86	1,03	7,99	20,12	0,20	1,64	1,59	3,11		LIQUIDE

AURREZKI GARBIA
AHORRO NETO

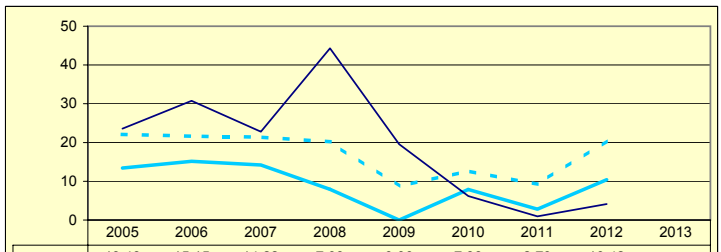

	2005	2006	2007	2008	2009	2010	2011	2012	2013
Gipuzkoa	13,43	15,15	14,22	7,93	0,00	7,88	2,79	10,42	
Multzoa	22,08	21,64	21,40	20,19	8,72	12,63	9,22	20,46	
Udala	23,59	30,78	22,81	44,30	19,57	6,18	0,97	4,14	

LEGEZKO ZORPETZE-MAILA
NIVEL DE ENDEUDAMIENTO LEGAL

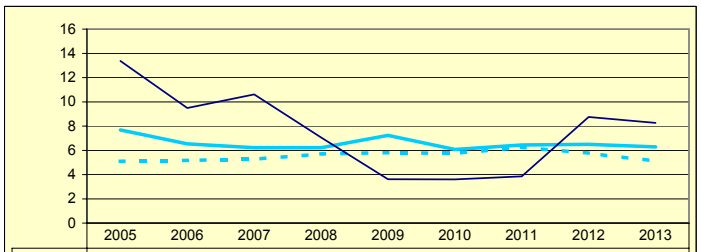

	2005	2006	2007	2008	2009	2010	2011	2012	2013
Gipuzkoa	7,68	6,53	6,22	6,22	7,24	6,07	6,44	6,50	6,29
Multzoa	5,09	5,17	5,27	5,70	5,81	5,74	6,26	5,77	5,11
Udala	13,37	9,49	10,61	7,06	3,62	3,60	3,86	8,75	8,26

ZOR BIZIA
DEUDA VIVA

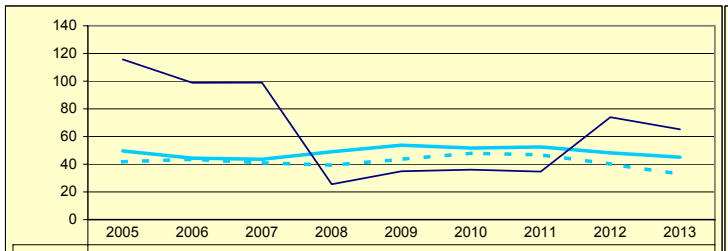

	2005	2006	2007	2008	2009	2010	2011	2012	2013
Gipuzkoa	49,65	44,43	43,59	48,96	53,71	51,71	52,52	48,25	45,09
Multzoa	41,76	43,57	41,02	39,33	43,53	47,93	46,86	40,17	32,83
Udala	115,67	98,79	99,01	25,50	34,92	36,06	34,71	73,95	65,18

INBERTSIO GARBIAK, GUZTIRA
INVERSIONES NETAS TOTALES

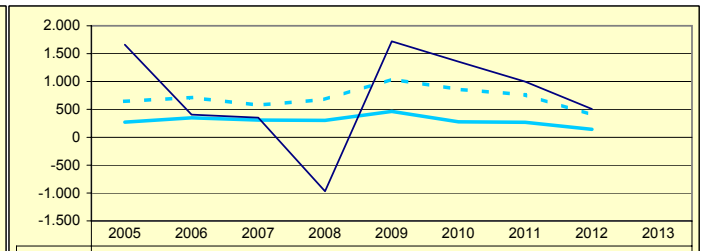

	2005	2006	2007	2008	2009	2010	2011	2012	2013
Gipuzkoa	272,34	348,41	309,34	302,50	462,68	277,65	269,39	142,22	
Multzoa	645,72	714,07	575,01	680,40	1.040,56	858,91	763,52	402,09	
Udala	1.660,04	405,78	352,89	-969,52	1.720,53	1.356,70	998,37	507,04	

ORDENANTZAK
ORDENANZAS

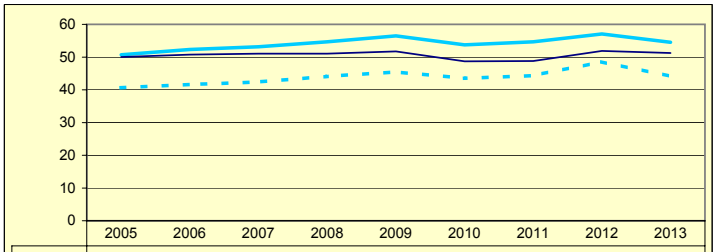

	2005	2006	2007	2008	2009	2010	2011	2012	2013
Gipuzkoa	50,71	52,30	53,14	54,67	56,48	53,72	54,67	57,06	54,50
Multzoa	40,63	41,61	42,40	44,10	45,50	43,50	44,35	48,56	44,12
Udala	50,02	50,77	51,05	51,05	51,73	48,68	48,82	51,86	51,26

ZERGA AHALMENA
CAPACIDAD FISCAL

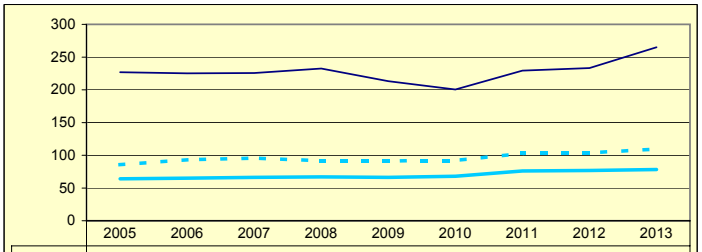

	2005	2006	2007	2008	2009	2010	2011	2012	2013
Gipuzkoa	63,97	65,12	66,14	66,92	66,29	68,08	76,07	76,80	78,21
Multzoa	85,64	93,05	95,58	91,73	91,38	91,85	102,94	103,61	109,57
Udala	226,83	225,09	225,71	232,48	213,14	200,51	229,25	233,29	265,01

Udala — Multzoa — Gipuzkoa

AIZARNAZABAL

Biztanleak: 770 habitantes

	2005	2006	2007	2008	2009	2010	2011	2012	2013	
AU GORD	48,02	28,62	42,25	27,18	15,35	18,26	24,31	24,02		AHO BRU
LEG ZOR	2,41	2,75	1,09	8,33	9,62	8,05	7,50	6,82	6,66	NIV END
AU GARB	45,60	25,86	41,16	18,85	5,73	10,21	16,81	17,20		AHO NET
ZOR MUG	94,97	90,36	97,42	69,34	37,33	55,94	69,14	71,61	70,02	MAR END
ZOR BIZ	3,48	1,32	0,00	99,91	114,43	89,39	81,48	71,19	66,64	DEU VIV
LANGILE	24,92	33,71	30,07	31,81	39,23	33,43	34,90	35,00		PERSONA
AZPIKON	0,90	1,28	1,18	1,46	1,46	1,06	2,22	1,52		SUBCONT
DIRULAG	5,30	6,55	5,31	5,36	7,10	5,56	4,97	4,78		SUBVENC
FUNTZIO	46,67	64,81	52,44	67,46	77,55	76,18	70,72	71,20		FUNCION
INB G L	350,29	447,76	510,95	1.897,96	651,08	42,83	255,68	364,26		INV N A
INB G G	436,55	472,72	574,15	2.165,58	1.518,15	200,79	305,55	510,81		INV N T
INB M L	27,22	29,83	20,03	57,82	24,03	2,68	16,03	19,94		N INV A
INB M G	33,93	31,50	22,51	65,98	56,02	12,57	19,15	27,96		N INV T
K T MEN	19,76	5,28	11,01	12,36	57,11	78,67	16,32	28,69		DEP T K
MAI MEN	0,00	0,00	0,00	5,88	105,05	0,00	0,00	0,00		DEP PRE
PRE FIS	788,22	689,88	981,17	733,48	698,72	823,78	819,83	942,23		PRE FIS
ORDENAN	59,49	57,71	60,68	65,24	68,85	66,47	57,26	58,17	54,72	ORDENAN
Z AHALM	86,99	90,45	90,08	92,95	89,96	84,32	97,46	89,39	84,89	CAP FIS
T A MEN	47,81	47,82	37,01	50,10	44,28	42,52	41,52	34,55		DEP T C
APART S	13,67	9,00	19,14	5,79	4,20	1,86	3,29	6,67		ING EXT
KOB MAI	95,59	93,24	96,65	93,62	80,85	86,51	82,81	80,65	86,12	NIV COB
GODG	28,16	24,70	31,23	-55,44	17,19	17,95	13,53	1,11		RTGG
LIKIDEZ	13,58	23,01	43,45	20,14	0,84	5,31	7,30	9,75		LIQUIDE

AURREZKI GARBIA
AHORRO NETO

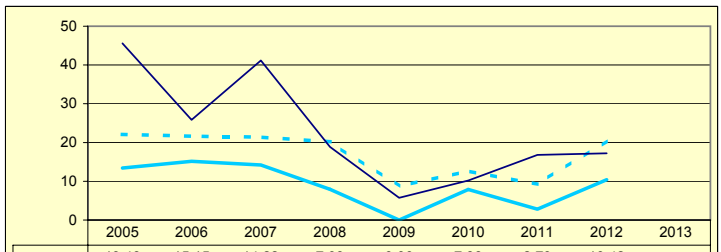

	2005	2006	2007	2008	2009	2010	2011	2012	2013
Gipuzkoa	13,43	15,15	14,22	7,93	0,00	7,88	2,79	10,42	
Multzoa	22,08	21,64	21,40	20,19	8,72	12,63	9,22	20,46	
Udala	45,60	25,86	41,16	18,85	5,73	10,21	16,81	17,20	

LEGEZKO ZORPETZE-MAILA
NIVEL DE ENDEUDAMIENTO LEGAL

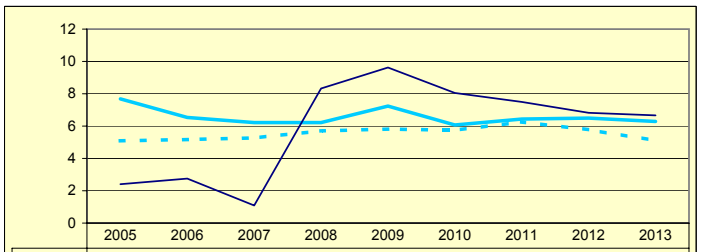

	2005	2006	2007	2008	2009	2010	2011	2012	2013
Gipuzkoa	7,68	6,53	6,22	6,22	7,24	6,07	6,44	6,50	6,29
Multzoa	5,09	5,17	5,27	5,70	5,81	5,74	6,26	5,77	5,11
Udala	2,41	2,75	1,09	8,33	9,62	8,05	7,50	6,82	6,66

ZOR BIZIA
DEUDA VIVA

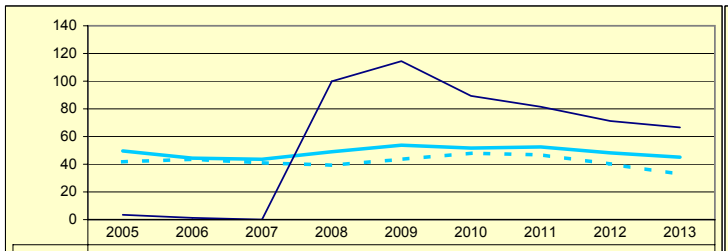

	2005	2006	2007	2008	2009	2010	2011	2012	2013
Gipuzkoa	49,65	44,43	43,59	48,96	53,71	51,71	52,52	48,25	45,09
Multzoa	41,76	43,57	41,02	39,33	43,53	47,93	46,86	40,17	32,83
Udala	3,48	1,32	0,00	99,91	114,43	89,39	81,48	71,19	66,64

INBERTSIO GARBIAK, GUZTIRA
INVERSIONES NETAS TOTALES

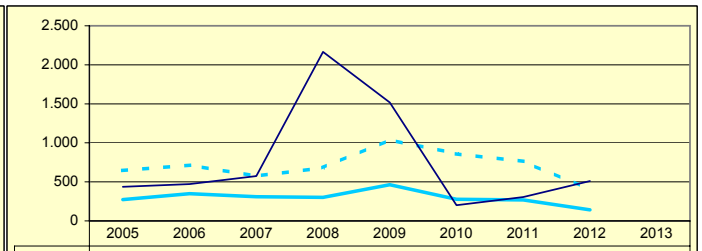

	2005	2006	2007	2008	2009	2010	2011	2012	2013
Gipuzkoa	272,34	348,41	309,34	302,50	462,68	277,65	269,39	142,22	
Multzoa	645,72	714,07	575,01	680,40	1.040,56	858,91	763,52	402,09	
Udala	436,55	472,72	574,15	2.165,58	1.518,15	200,79	305,55	510,81	

ORDENANTZAK
ORDENANZAS

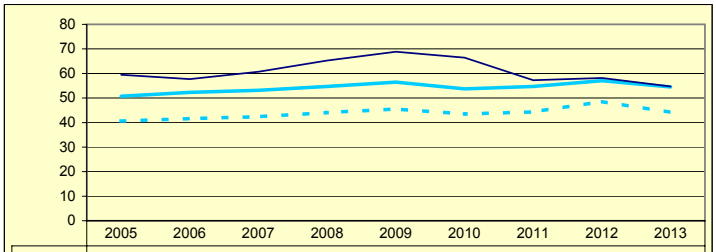

	2005	2006	2007	2008	2009	2010	2011	2012	2013
Gipuzkoa	50,71	52,30	53,14	54,67	56,48	53,72	54,67	57,06	54,50
Multzoa	40,63	41,61	42,40	44,10	45,50	43,50	44,35	48,56	44,12
Udala	59,49	57,71	60,68	65,24	68,85	66,47	57,26	58,17	54,72

ZERGA AHALMENA
CAPACIDAD FISCAL

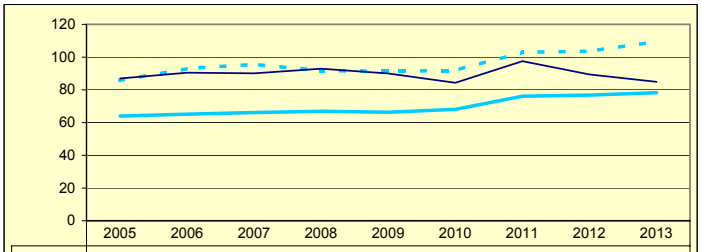

	2005	2006	2007	2008	2009	2010	2011	2012	2013
Gipuzkoa	63,97	65,12	66,14	66,92	66,29	68,08	76,07	76,80	78,21
Multzoa	85,64	93,05	95,58	91,73	91,38	91,85	102,94	103,61	109,57
Udala	86,99	90,45	90,08	92,95	89,96	84,32	97,46	89,39	84,89

Udala — Multzoa — Gipuzkoa

ALBIZTUR

Biztanleak: 322 habitantes

	2005	2006	2007	2008	2009	2010	2011	2012	2013	
AU GORD	61,34	57,05	41,14	11,10	-20,00	6,62	-4,10	11,15		AHO BRU
LEG ZOR	0,00	0,00	0,00	0,00	0,00	0,00	0,00	0,00	2,11	NIV END
AU GARB	61,34	57,05	41,14	11,10	-20,00	6,62	-4,10	11,15		AHO NET
ZOR MUG	100,00	100,00	100,00	100,00	0,00	100,00	0,00	100,00	76,75	MAR END
ZOR BIZ	0,00	0,00	0,00	0,00	0,00	0,00	0,00	0,00	15,07	DEU VIV
LANGILE	15,60	16,64	26,65	43,61	54,26	42,29	39,78	36,53		PERSONA
AZPIKON	6,38	6,55	3,67	5,34	7,87	7,13	4,83	4,68		SUBCONT
DIRULAG	0,25	0,17	0,33	0,33	0,49	0,39	16,90	12,76		SUBVENC
FUNTZIO	38,39	42,76	58,53	88,57	119,51	92,98	87,20	76,09		FUNCION
INB G L	1.306,56	1.237,87	398,61	729,57	-415,42	438,26	73,06	38,04		INV N A
INB G G	1.306,56	1.237,87	398,61	799,60	572,76	756,89	77,87	38,04		INV N T
INB M L	55,85	54,60	27,75	39,99	-23,89	23,34	5,25	3,13		N INV A
INB M G	55,85	54,60	27,75	43,83	32,93	40,31	5,59	3,13		N INV T
K T MEN	0,00	0,00	0,00	8,76	172,53	41,57	6,17	0,00		DEP T K
MAI MEN	0,00	0,00	0,00	0,00	40,61	0,00	0,00	0,00		DEP PRE
PRE FIS	442,12	349,74	283,52	239,57	316,07	292,91	396,21	441,67		PRE FIS
ORDENAN	29,47	29,47	29,48	29,48	38,67	42,28	42,28	42,76	39,98	ORDENAN
Z AHALM	78,93	90,08	88,33	85,16	83,26	85,75	104,26	106,22	104,34	CAP FIS
T A MEN	48,03	48,01	69,54	74,53	63,61	70,86	61,20	62,55		DEP T C
APART S	14,49	5,75	14,77	2,79	8,35	1,97	5,15	2,90		ING EXT
KOB MAI	88,70	96,63	96,32	97,04	96,84	92,87	85,70	95,85	96,26	NIV COB
GODG	17,22	12,38	49,54	20,67	71,35	24,05	6,92	9,98		RTGG
LIKIDEZ	4,80	5,43	14,49	14,62	2,47	41,94	11,04	11,85		LIQUIDE

AURREZKI GARBIA
AHORRO NETO

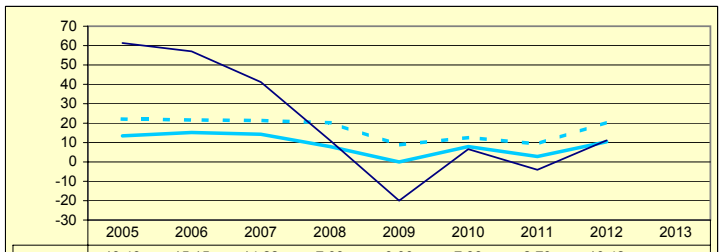

	2005	2006	2007	2008	2009	2010	2011	2012	2013
Gipuzkoa	13,43	15,15	14,22	7,93	0,00	7,88	2,79	10,42	
Multzoa	22,08	21,64	21,40	20,19	8,72	12,63	9,22	20,46	
Udala	61,34	57,05	41,14	11,10	-20,00	6,62	-4,10	11,15	

LEGEZKO ZORPETZE-MAILA
NIVEL DE ENDEUDAMIENTO LEGAL

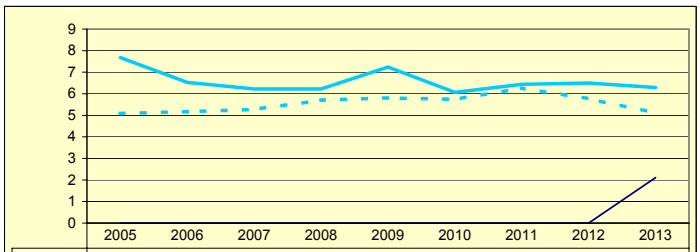

	2005	2006	2007	2008	2009	2010	2011	2012	2013
Gipuzkoa	7,68	6,53	6,22	6,22	7,24	6,07	6,44	6,50	6,29
Multzoa	5,09	5,17	5,27	5,70	5,81	5,74	6,26	5,77	5,11
Udala	0,00	0,00	0,00	0,00	0,00	0,00	0,00	0,00	2,11

ZOR BIZIA
DEUDA VIVA

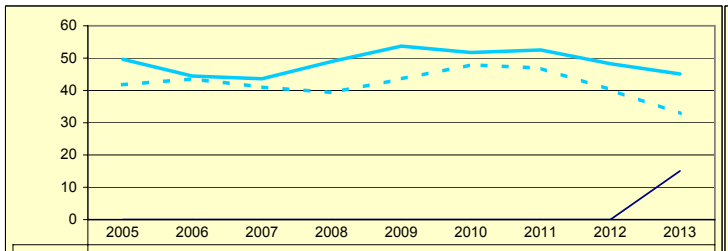

	2005	2006	2007	2008	2009	2010	2011	2012	2013
Gipuzkoa	49,65	44,43	43,59	48,96	53,71	51,71	52,52	48,25	45,09
Multzoa	41,76	43,57	41,02	39,33	43,53	47,93	46,86	40,17	32,83
Udala	0,00	0,00	0,00	0,00	0,00	0,00	0,00	0,00	15,07

INBERTSIO GARBIAK, GUZTIRA
INVERSIONES NETAS TOTALES

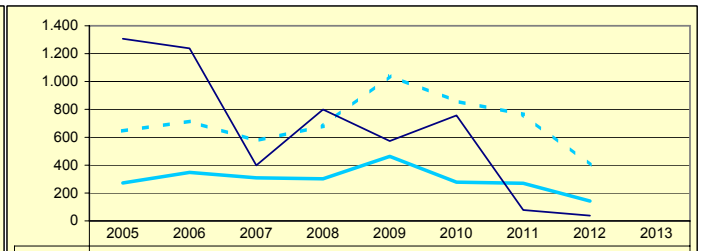

	2005	2006	2007	2008	2009	2010	2011	2012	2013
Gipuzkoa	272,34	348,41	309,34	302,50	462,68	277,65	269,39	142,22	
Multzoa	645,72	714,07	575,01	680,40	1.040,56	858,91	763,52	402,09	
Udala	1.306,56	1.237,87	398,61	799,60	572,76	756,89	77,87	38,04	

ORDENANTZAK
ORDENANZAS

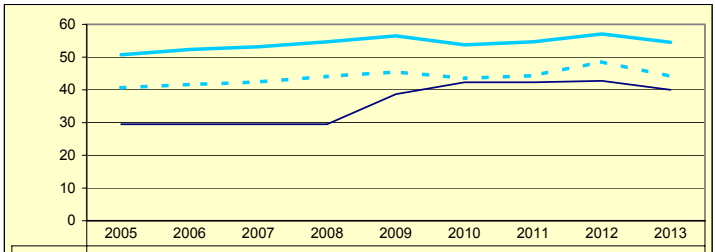

	2005	2006	2007	2008	2009	2010	2011	2012	2013
Gipuzkoa	50,71	52,30	53,14	54,67	56,48	53,72	54,67	57,06	54,50
Multzoa	40,63	41,61	42,40	44,10	45,50	43,50	44,35	48,56	44,12
Udala	29,47	29,47	29,48	29,48	38,67	42,28	42,28	42,76	39,98

ZERGA AHALMENA
CAPACIDAD FISCAL

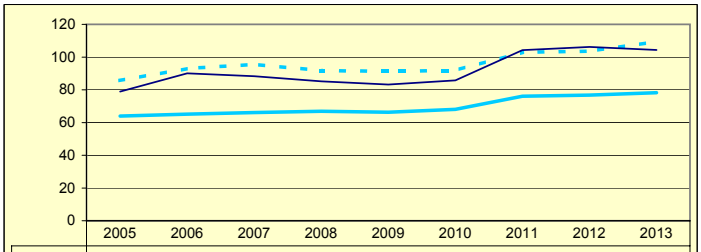

	2005	2006	2007	2008	2009	2010	2011	2012	2013
Gipuzkoa	63,97	65,12	66,14	66,92	66,29	68,08	76,07	76,80	78,21
Multzoa	85,64	93,05	95,58	91,73	91,38	91,85	102,94	103,61	109,57
Udala	78,93	90,08	88,33	85,16	83,26	85,75	104,26	106,22	104,34

Udala — Multzoa — Gipuzkoa

ALEGIA

Biztanleak: 1.756 habitantes

	2005	2006	2007	2008	2009	2010	2011	2012	2013	
AU GORD	14,48	28,80	29,26	17,82	18,39	10,50	7,26	21,38		AHO BRU
LEG ZOR	4,21	5,03	4,22	4,38	3,85	2,81	1,69	1,71	1,61	NIV END
AU GARB	10,26	23,76	25,04	13,43	14,54	7,69	5,58	19,67		AHO NET
ZOR MUG	70,89	82,50	85,59	75,40	79,07	73,21	76,79	92,02	91,75	MAR END
ZOR BIZ	12,85	28,51	25,46	23,55	18,61	17,70	15,88	14,26	12,69	DEU VIV
LANGILE	27,72	22,95	23,67	27,62	27,78	31,64	30,94	28,82		PERSONA
AZPIKON	22,95	23,10	21,96	19,18	17,03	18,15	19,15	15,62		SUBCONT
DIRULAG	5,75	5,37	5,35	5,38	5,56	4,95	2,25	2,55		SUBVENC
FUNTZIO	79,76	65,81	65,39	76,80	76,05	84,55	90,49	76,07		FUNCION
INB G L	151,31	-33,44	544,68	45,43	135,01	163,94	61,84	15,66		INV N A
INB G G	178,16	-33,44	544,68	62,02	346,25	269,58	61,84	15,66		INV N T
INB M L	16,67	-3,71	40,84	3,02	10,09	13,66	5,81	1,84		N INV A
INB M G	19,63	-3,71	40,84	4,13	25,88	22,45	5,81	1,84		N INV T
K T MEN	15,06	0,00	0,00	26,76	61,01	39,19	0,00	0,00		DEP T K
MAI MEN	0,00	-626,31	0,00	119,25	38,83	0,00	0,00	0,00		DEP PRE
PRE FIS	223,64	333,30	323,74	326,88	439,77	290,17	304,17	367,01		PRE FIS
ORDENAN	47,69	50,23	50,62	53,51	55,74	52,56	53,82	57,87	56,97	ORDENAN
Z AHALM	54,26	53,28	53,41	53,94	51,84	53,45	60,90	61,77	63,85	CAP FIS
T A MEN	69,06	63,57	64,86	63,07	56,66	64,68	60,64	60,86		DEP T C
APART S	4,17	11,54	8,52	8,99	17,21	5,55	6,34	5,31		ING EXT
KOB MAI	95,80	95,03	94,29	91,65	89,95	88,01	90,07	90,60	89,53	NIV COB
GODG	45,70	86,52	56,66	74,86	80,84	75,07	66,41	18,76		RTGG
LIKIDEZ	29,70	31,99	42,81	24,86	8,03	0,67	1,24	1,24		LIQUIDE

AURREZKI GARBIA
AHORRO NETO

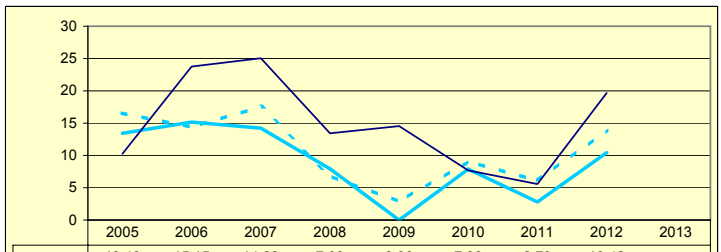

	2005	2006	2007	2008	2009	2010	2011	2012	2013
Gipuzkoa	13,43	15,15	14,22	7,93	0,00	7,88	2,79	10,42	
Multzoa	16,56	14,36	17,56	6,83	2,83	9,08	6,08	13,93	
Udala	10,26	23,76	25,04	13,43	14,54	7,69	5,58	19,67	

LEGEZKO ZORPETZE-MAILA
NIVEL DE ENDEUDAMIENTO LEGAL

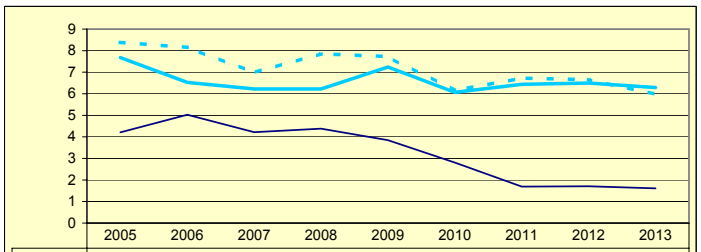

	2005	2006	2007	2008	2009	2010	2011	2012	2013
Gipuzkoa	7,68	6,53	6,22	6,22	7,24	6,07	6,44	6,50	6,29
Multzoa	8,38	8,15	6,98	7,86	7,72	6,15	6,73	6,65	5,97
Udala	4,21	5,03	4,22	4,38	3,85	2,81	1,69	1,71	1,61

ZOR BIZIA
DEUDA VIVA

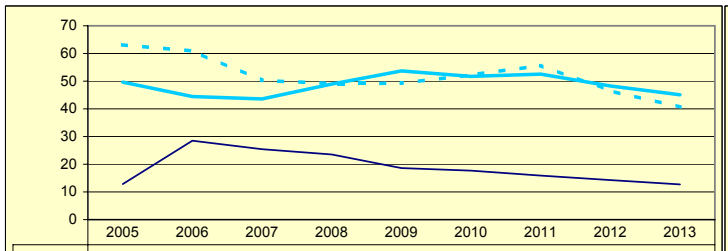

	2005	2006	2007	2008	2009	2010	2011	2012	2013
Gipuzkoa	49,65	44,43	43,59	48,96	53,71	51,71	52,52	48,25	45,09
Multzoa	63,12	60,90	50,27	49,14	49,27	52,27	55,68	46,53	40,64
Udala	12,85	28,51	25,46	23,55	18,61	17,70	15,88	14,26	12,69

INBERTSIO GARBIAK, GUZTIRA
INVERSIONES NETAS TOTALES

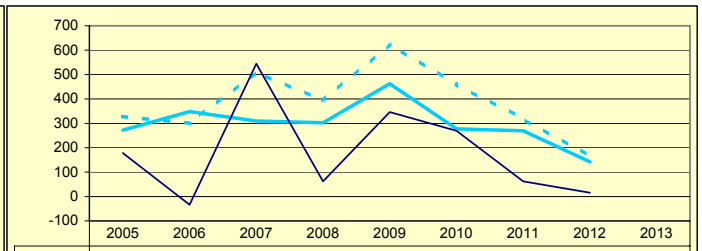

	2005	2006	2007	2008	2009	2010	2011	2012	2013
Gipuzkoa	272,34	348,41	309,34	302,50	462,68	277,65	269,39	142,22	
Multzoa	327,69	300,32	510,07	393,05	624,98	459,14	318,97	164,37	
Udala	178,16	-33,44	544,68	62,02	346,25	269,58	61,84	15,66	

ORDENANTZAK
ORDENANZAS

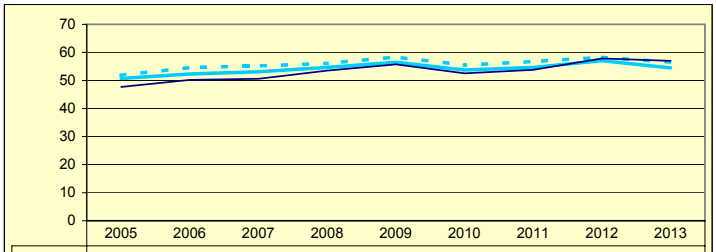

	2005	2006	2007	2008	2009	2010	2011	2012	2013
Gipuzkoa	50,71	52,30	53,14	54,67	56,48	53,72	54,67	57,06	54,50
Multzoa	51,86	54,60	55,14	56,08	58,34	55,43	56,76	58,26	56,54
Udala	47,69	50,23	50,62	53,51	55,74	52,56	53,82	57,87	56,97

ZERGA AHALMENA
CAPACIDAD FISCAL

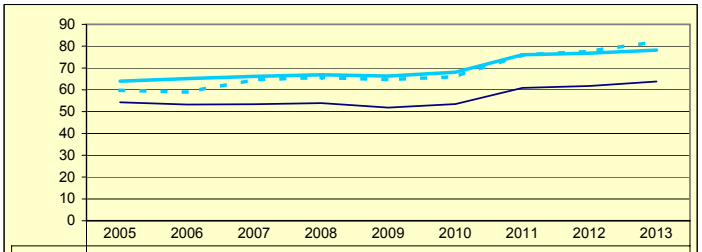

	2005	2006	2007	2008	2009	2010	2011	2012	2013
Gipuzkoa	63,97	65,12	66,14	66,92	66,29	68,08	76,07	76,80	78,21
Multzoa	59,80	59,00	64,59	65,67	64,73	66,04	75,98	77,60	82,08
Udala	54,26	53,28	53,41	53,94	51,84	53,45	60,90	61,77	63,85

Udala — Multzoa — Gipuzkoa

ALKIZA

Biztanleak: 380 habitantes

	2005	2006	2007	2008	2009	2010	2011	2012	2013	
AU GORD	13,97	11,87	16,30	14,72	3,06	11,96	9,36	17,05		AHO BRU
LEG ZOR	0,00	0,00	0,00	0,00	0,00	0,00	0,00	0,00	0,00	NIV END
AU GARB	13,97	11,87	16,30	14,72	3,06	11,96	9,36	17,05		AHO NET
ZOR MUG	100,00	100,00	100,00	100,00	100,00	100,00	100,00	100,00	100,00	MAR END
ZOR BIZ	0,00	0,00	0,00	0,00	0,00	0,00	0,00	0,00	0,00	DEU VIV
LANGILE	31,94	33,60	31,74	32,37	39,24	36,84	40,06	33,13		PERSONA
AZPIKON	10,11	7,17	5,98	3,36	5,05	3,11	2,51	1,95		SUBCONT
DIRULAG	1,39	2,30	2,43	3,00	2,19	3,40	3,05	2,42		SUBVENC
FUNTZIO	84,62	85,81	81,27	82,28	94,75	84,63	87,59	80,53		FUNCION
INB G L	428,46	-176,75	467,68	411,88	-81,01	510,12	37,13	51,46		INV N A
INB G G	770,71	849,70	472,33	429,01	575,77	653,12	188,29	458,40		INV N T
INB M L	17,36	-7,06	33,32	32,07	-5,64	32,46	3,32	3,91		N INV A
INB M G	31,24	33,95	33,65	33,41	40,11	41,56	16,84	34,85		N INV T
K T MEN	44,40	120,80	0,98	3,99	114,07	21,89	80,28	88,77		DEP T K
MAI MEN	0,00	0,00	0,00	0,00	29,31	0,00	0,00	0,00		DEP PRE
PRE FIS	413,45	226,35	244,09	254,58	234,72	255,54	260,62	249,78		PRE FIS
ORDENAN	45,44	46,77	51,18	52,67	54,82	52,15	53,25	53,43	50,54	ORDENAN
Z AHALM	63,19	60,30	61,49	58,50	56,10	58,40	70,75	67,98	66,18	CAP FIS
T A MEN	61,79	73,59	75,26	71,99	71,44	72,98	70,98	72,11		DEP T C
APART S	22,24	7,66	4,08	5,40	2,95	4,08	2,24	1,86		ING EXT
KOB MAI	90,42	92,63	90,41	94,86	94,20	90,48	91,11	90,50	91,49	NIV COB
GODG	20,38	50,96	21,10	5,71	37,49	-4,79	-5,89	-0,06		RTGG
LIKIDEZ	28,35	19,56	22,34	13,49	1,71	0,28	0,33	0,12		LIQUIDE

AURREZKI GARBIA
AHORRO NETO

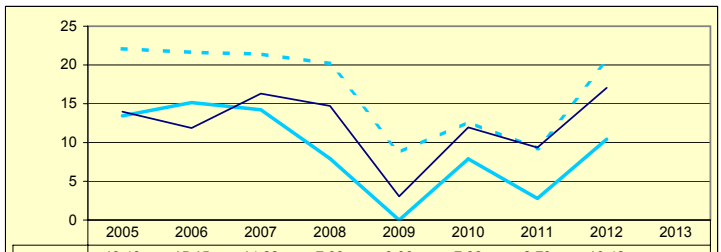

	2005	2006	2007	2008	2009	2010	2011	2012	2013
Gipuzkoa	13,43	15,15	14,22	7,93	0,00	7,88	2,79	10,42	
Multzoa	22,08	21,64	21,40	20,19	8,72	12,63	9,22	20,46	
Udala	13,97	11,87	16,30	14,72	3,06	11,96	9,36	17,05	

LEGEZKO ZORPETZE-MAILA
NIVEL DE ENDEUDAMIENTO LEGAL

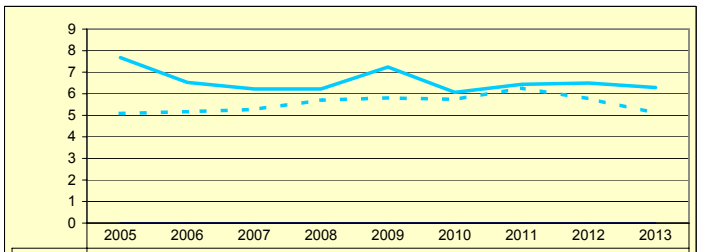

	2005	2006	2007	2008	2009	2010	2011	2012	2013
Gipuzkoa	7,68	6,53	6,22	6,22	7,24	6,07	6,44	6,50	6,29
Multzoa	5,09	5,17	5,27	5,70	5,81	5,74	6,26	5,77	5,11
Udala	0,00	0,00	0,00	0,00	0,00	0,00	0,00	0,00	0,00

ZOR BIZIA
DEUDA VIVA

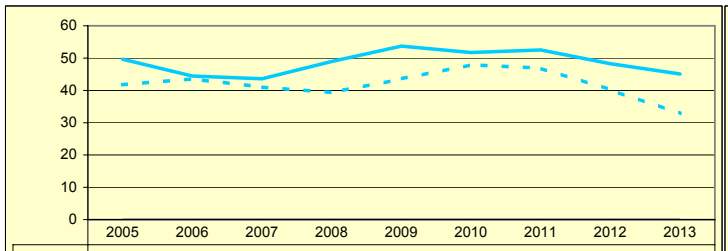

	2005	2006	2007	2008	2009	2010	2011	2012	2013
Gipuzkoa	49,65	44,43	43,59	48,96	53,71	51,71	52,52	48,25	45,09
Multzoa	41,76	43,57	41,02	39,33	43,53	47,93	46,86	40,17	32,83
Udala	0,00	0,00	0,00	0,00	0,00	0,00	0,00	0,00	0,00

INBERTSIO GARBIAK, GUZTIRA
INVERSIONES NETAS TOTALES

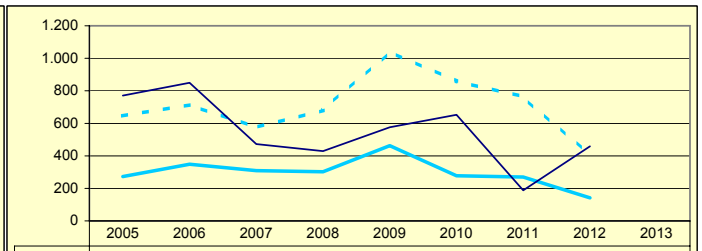

	2005	2006	2007	2008	2009	2010	2011	2012	2013
Gipuzkoa	272,34	348,41	309,34	302,50	462,68	277,65	269,39	142,22	
Multzoa	645,72	714,07	575,01	680,40	1.040,56	858,91	763,52	402,09	
Udala	770,71	849,70	472,33	429,01	575,77	653,12	188,29	458,40	

ORDENANTZAK
ORDENANZAS

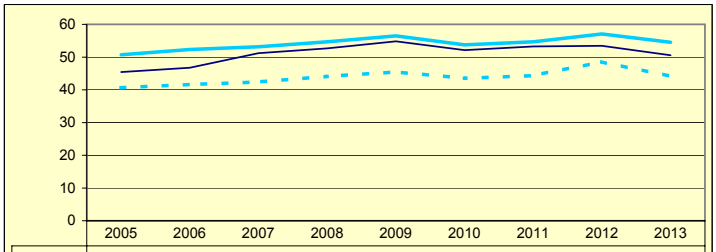

	2005	2006	2007	2008	2009	2010	2011	2012	2013
Gipuzkoa	50,71	52,30	53,14	54,67	56,48	53,72	54,67	57,06	54,50
Multzoa	40,63	41,61	42,40	44,10	45,50	43,50	44,35	48,56	44,12
Udala	45,44	46,77	51,18	52,67	54,82	52,15	53,25	53,43	50,54

ZERGA AHALMENA
CAPACIDAD FISCAL

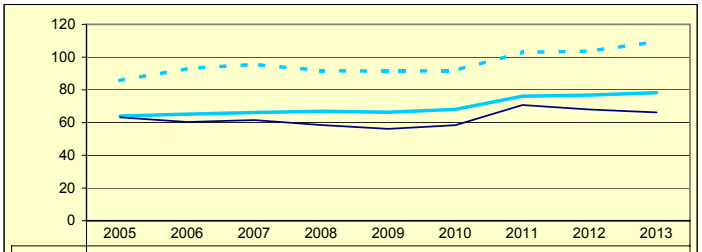

	2005	2006	2007	2008	2009	2010	2011	2012	2013
Gipuzkoa	63,97	65,12	66,14	66,92	66,29	68,08	76,07	76,80	78,21
Multzoa	85,64	93,05	95,58	91,73	91,38	91,85	102,94	103,61	109,57
Udala	63,19	60,30	61,49	58,50	56,10	58,40	70,75	67,98	66,18

Udala — Multzoa — Gipuzkoa

ALTZO

Biztanleak: 409 habitantes

	2005	2006	2007	2008	2009	2010	2011	2012	2013	
AU GORD	34,11	30,90	18,23	37,51	14,17	20,63	4,09	22,08		AHO BRU
LEG ZOR	0,63	0,60	0,67	0,12	0,00	0,00	0,00	0,00	0,00	NIV END
AU GARB	33,48	30,29	17,56	37,39	14,17	20,63	4,09	22,08		AHO NET
ZOR MUG	98,13	98,02	96,35	99,67	100,00	100,00	100,00	100,00	100,00	MAR END
ZOR BIZ	1,32	0,74	0,16	0,00	0,00	0,00	0,00	0,00	0,00	DEU VIV
LANGILE	32,65	31,94	31,74	25,10	32,92	31,99	38,71	33,37		PERSONA
AZPIKON	7,22	6,36	8,33	3,46	6,85	4,96	5,68	5,49		SUBCONT
DIRULAG	3,05	2,89	3,80	3,33	4,06	4,17	4,47	3,52		SUBVENC
FUNTZIO	62,82	66,20	77,97	59,16	81,77	75,20	91,44	74,40		FUNCION
INB G L	362,20	444,73	507,63	148,75	127,56	176,44	174,23	204,43		INV N A
INB G G	477,75	479,44	927,25	191,99	837,08	970,15	640,95	244,26		INV N T
INB M L	25,25	29,40	25,80	12,18	6,58	8,71	10,32	15,34		N INV A
INB M G	33,31	31,69	47,14	15,72	43,16	47,89	37,97	18,33		N INV T
K T MEN	24,18	7,23	45,25	22,52	84,76	81,81	72,82	16,31		DEP T K
MAI MEN	0,00	0,00	0,00	0,00	0,00	0,00	17,45	0,00		DEP PRE
PRE FIS	529,74	542,10	417,30	719,57	406,43	485,70	457,62	538,84		PRE FIS
ORDENAN	41,98	43,58	43,21	45,14	47,06	44,58	44,82	45,89	57,93	ORDENAN
Z AHALM	122,17	137,63	144,46	116,53	148,24	142,81	173,54	179,28	180,62	CAP FIS
T A MEN	61,38	56,60	67,37	53,90	64,88	61,08	54,54	51,00		DEP T C
APART S	19,98	17,06	2,60	19,49	4,09	2,56	3,27	7,96		ING EXT
KOB MAI	97,57	93,54	97,18	98,93	95,78	93,86	95,24	88,27	85,43	NIV COB
GODG	31,21	31,19	4,86	32,14	46,43	53,06	61,31	52,24		RTGG
LIKIDEZ	16,70	0,00	7,75	13,44	23,93	0,00	0,00	0,00		LIQUIDE

AURREZKI GARBIA
AHORRO NETO

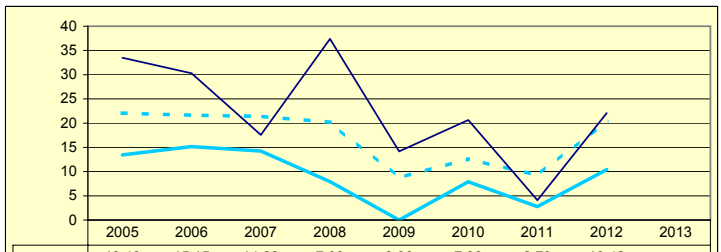

	2005	2006	2007	2008	2009	2010	2011	2012	2013
Gipuzkoa	13,43	15,15	14,22	7,93	0,00	7,88	2,79	10,42	
Multzoa	22,08	21,64	21,40	20,19	8,72	12,63	9,22	20,46	
Udala	33,48	30,29	17,56	37,39	14,17	20,63	4,09	22,08	

LEGEZKO ZORPETZE-MAILA
NIVEL DE ENDEUDAMIENTO LEGAL

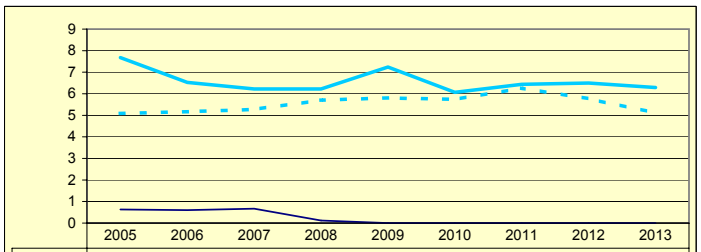

	2005	2006	2007	2008	2009	2010	2011	2012	2013
Gipuzkoa	7,68	6,53	6,22	6,22	7,24	6,07	6,44	6,50	6,29
Multzoa	5,09	5,17	5,27	5,70	5,81	5,74	6,26	5,77	5,11
Udala	0,63	0,60	0,67	0,12	0,00	0,00	0,00	0,00	0,00

ZOR BIZIA
DEUDA VIVA

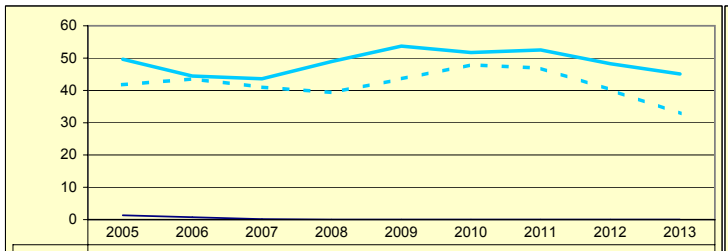

	2005	2006	2007	2008	2009	2010	2011	2012	2013
Gipuzkoa	49,65	44,43	43,59	48,96	53,71	51,71	52,52	48,25	45,09
Multzoa	41,76	43,57	41,02	39,33	43,53	47,93	46,86	40,17	32,83
Udala	1,32	0,74	0,16	0,00	0,00	0,00	0,00	0,00	0,00

INBERTSIO GARBIAK, GUZTIRA
INVERSIONES NETAS TOTALES

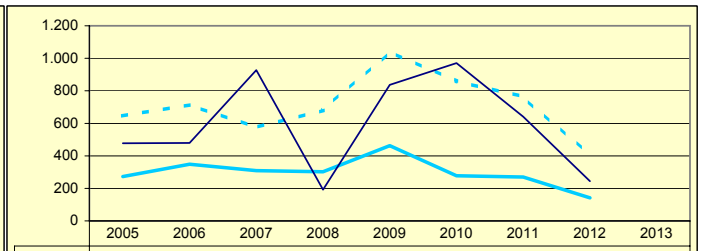

	2005	2006	2007	2008	2009	2010	2011	2012	2013
Gipuzkoa	272,34	348,41	309,34	302,50	462,68	277,65	269,39	142,22	
Multzoa	645,72	714,07	575,01	680,40	1.040,56	858,91	763,52	402,09	
Udala	477,75	479,44	927,25	191,99	837,08	970,15	640,95	244,26	

ORDENANTZAK
ORDENANZAS

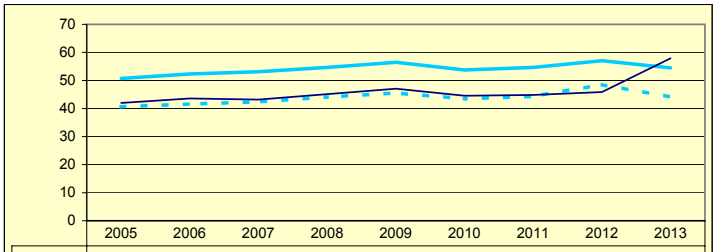

	2005	2006	2007	2008	2009	2010	2011	2012	2013
Gipuzkoa	50,71	52,30	53,14	54,67	56,48	53,72	54,67	57,06	54,50
Multzoa	40,63	41,61	42,40	44,10	45,50	43,50	44,35	48,56	44,12
Udala	41,98	43,58	43,21	45,14	47,06	44,58	44,82	45,89	57,93

ZERGA AHALMENA
CAPACIDAD FISCAL

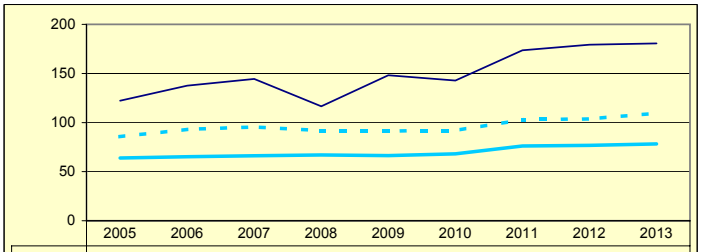

	2005	2006	2007	2008	2009	2010	2011	2012	2013
Gipuzkoa	63,97	65,12	66,14	66,92	66,29	68,08	76,07	76,80	78,21
Multzoa	85,64	93,05	95,58	91,73	91,38	91,85	102,94	103,61	109,57
Udala	122,17	137,63	144,46	116,53	148,24	142,81	173,54	179,28	180,62

Udala — Multzoa — Gipuzkoa

AMEZKETA

Biztanleak: 972 habitantes

	2005	2006	2007	2008	2009	2010	2011	2012	2013	
AU GORD	26,08	25,79	33,91	33,24	33,07	30,26	24,33	19,75		AHO BRU
LEG ZOR	1,71	1,68	4,85	4,78	7,84	7,31	7,36	7,46	6,35	NIV END
AU GARB	24,36	24,10	29,07	28,46	25,23	22,95	16,97	12,29		AHO NET
ZOR MUG	93,41	93,45	85,71	85,63	76,28	75,83	69,75	62,24	77,32	MAR END
ZOR BIZ	19,17	57,39	47,26	43,21	75,04	75,90	70,25	63,73	51,67	DEU VIV
LANGILE	28,63	28,84	24,93	24,99	25,37	27,13	28,02	30,03		PERSONA
AZPIKON	2,82	4,50	4,60	1,12	2,39	2,67	3,49	3,84		SUBCONT
DIRULAG	5,75	6,91	6,83	5,88	5,30	6,49	7,03	7,03		SUBVENC
FUNTZIO	68,16	67,29	59,26	60,88	61,63	63,25	68,63	73,21		FUNCION
INB G L	282,99	627,04	236,57	181,30	724,89	191,87	244,19	22,74		INV N A
INB G G	295,30	688,67	354,08	366,98	1.799,48	612,93	599,13	61,26		INV N T
INB M L	31,69	47,41	22,52	16,42	28,37	14,28	16,47	2,40		N INV A
INB M G	33,07	52,07	33,71	33,23	70,42	45,62	40,40	6,46		N INV T
K T MEN	4,16	8,94	33,19	50,60	59,72	68,70	59,24	62,88		DEP T K
MAI MEN	0,00	48,60	0,00	0,00	20,21	8,21	0,00	0,00		DEP PRE
PRE FIS	203,95	210,10	313,66	254,84	358,75	328,59	339,53	419,43		PRE FIS
ORDENAN	38,62	38,69	38,69	39,67	41,36	39,65	40,78	41,99	41,32	ORDENAN
Z AHALM	79,20	79,49	82,14	82,00	81,98	81,60	91,56	91,04	91,40	CAP FIS
T A MEN	74,06	74,16	64,12	74,39	65,10	65,48	61,92	54,71		DEP T C
APART S	0,50	3,73	15,52	3,89	2,28	3,22	4,05	2,06		ING EXT
KOB MAI	93,98	96,23	95,45	95,30	96,56	95,39	96,21	95,97	97,48	NIV COB
GODG	11,65	-1,05	8,31	20,68	14,97	26,81	15,35	25,51		RTGG
LIKIDEZ	4,32	1,29	3,11	10,77	4,44	1,84	1,30	1,37		LIQUIDE

AURREZKI GARBIA
AHORRO NETO

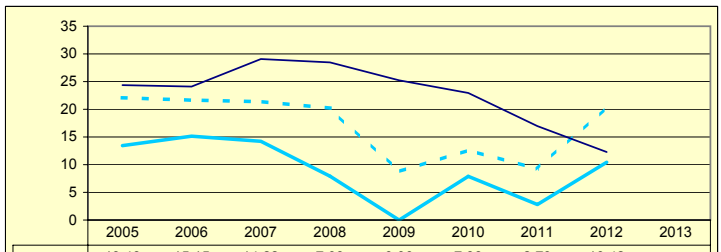

	2005	2006	2007	2008	2009	2010	2011	2012	2013
Gipuzkoa	13,43	15,15	14,22	7,93	0,00	7,88	2,79	10,42	
Multzoa	22,08	21,64	21,40	20,19	8,72	12,63	9,22	20,46	
Udala	24,36	24,10	29,07	28,46	25,23	22,95	16,97	12,29	

LEGEZKO ZORPETZE-MAILA
NIVEL DE ENDEUDAMIENTO LEGAL

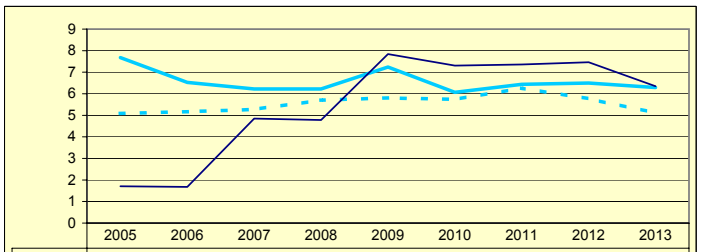

	2005	2006	2007	2008	2009	2010	2011	2012	2013
Gipuzkoa	7,68	6,53	6,22	6,22	7,24	6,07	6,44	6,50	6,29
Multzoa	5,09	5,17	5,27	5,70	5,81	5,74	6,26	5,77	5,11
Udala	1,71	1,68	4,85	4,78	7,84	7,31	7,36	7,46	6,35

ZOR BIZIA
DEUDA VIVA

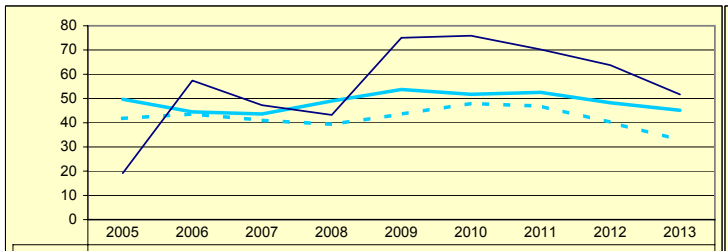

	2005	2006	2007	2008	2009	2010	2011	2012	2013
Gipuzkoa	49,65	44,43	43,59	48,96	53,71	51,71	52,52	48,25	45,09
Multzoa	41,76	43,57	41,02	39,33	43,53	47,93	46,86	40,17	32,83
Udala	19,17	57,39	47,26	43,21	75,04	75,90	70,25	63,73	51,67

INBERTSIO GARBIAK, GUZTIRA
INVERSIONES NETAS TOTALES

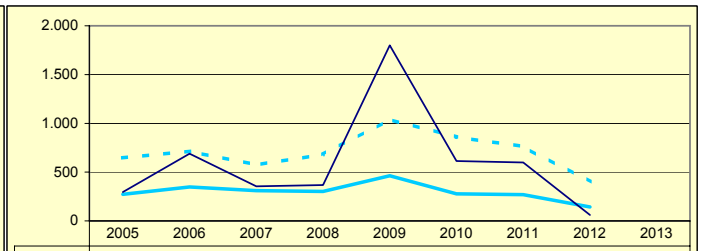

	2005	2006	2007	2008	2009	2010	2011	2012	2013
Gipuzkoa	272,34	348,41	309,34	302,50	462,68	277,65	269,39	142,22	
Multzoa	645,72	714,07	575,01	680,40	1.040,56	858,91	763,52	402,09	
Udala	295,30	688,67	354,08	366,98	1.799,48	612,93	599,13	61,26	

ORDENANTZAK
ORDENANZAS

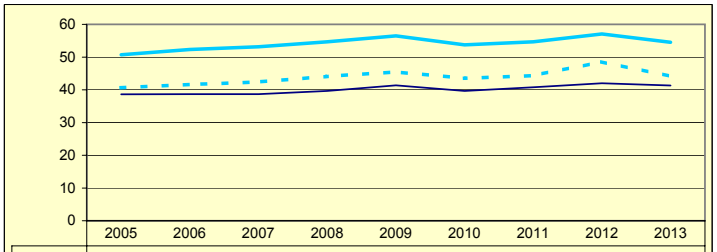

	2005	2006	2007	2008	2009	2010	2011	2012	2013
Gipuzkoa	50,71	52,30	53,14	54,67	56,48	53,72	54,67	57,06	54,50
Multzoa	40,63	41,61	42,40	44,10	45,50	43,50	44,35	48,56	44,12
Udala	38,62	38,69	38,69	39,67	41,36	39,65	40,78	41,99	41,32

ZERGA AHALMENA
CAPACIDAD FISCAL

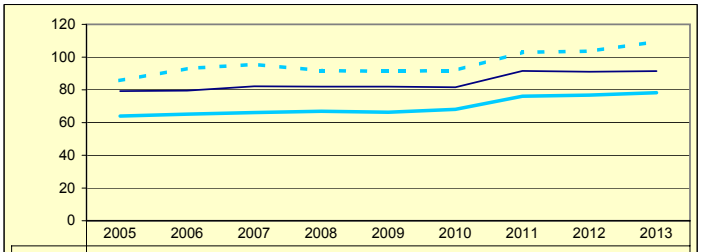

	2005	2006	2007	2008	2009	2010	2011	2012	2013
Gipuzkoa	63,97	65,12	66,14	66,92	66,29	68,08	76,07	76,80	78,21
Multzoa	85,64	93,05	95,58	91,73	91,38	91,85	102,94	103,61	109,57
Udala	79,20	79,49	82,14	82,00	81,98	81,60	91,56	91,04	91,40

Udala — Multzoa — Gipuzkoa

ANDOAIN

Biztanleak: 14.630 habitantes

	2005	2006	2007	2008	2009	2010	2011	2012	2013	
AU GORD	12,03	9,16	7,55	1,07	-2,85	4,24	1,33	4,05		AHO BRU
LEG ZOR	4,00	3,21	1,70	1,22	0,95	3,47	3,61	3,56	3,42	NIV END
AU GARB	8,02	5,95	5,85	-0,15	-3,80	0,78	-2,28	0,49		AHO NET
ZOR MUG	66,67	64,94	77,45	0,00	0,00	18,29	0,00	12,04	0,00	MAR END
ZOR BIZ	14,93	10,78	7,81	6,86	5,90	24,45	24,40	22,20	19,47	DEU VIV
LANGILE	42,60	43,81	40,91	42,16	45,01	41,75	39,18	36,65		PERSONA
AZPIKON	17,19	17,64	19,12	33,01	34,12	31,91	38,09	38,53		SUBCONT
DIRULAG	5,18	4,70	4,57	4,80	5,27	4,21	4,15	3,95		SUBVENC
FUNTZIO	82,78	86,12	87,88	94,13	97,58	91,55	94,52	92,00		FUNCION
INB G L	146,72	-128,83	265,94	-32,13	217,21	30,30	61,12	71,22		INV N A
INB G G	246,59	138,18	369,91	56,08	401,75	294,26	123,54	73,33		INV N T
INB M L	11,45	-9,26	15,55	-2,22	11,86	1,78	3,98	4,79		N INV A
INB M G	19,25	9,93	21,63	3,87	21,94	17,32	8,04	4,93		N INV T
K T MEN	40,50	193,23	28,11	157,30	45,93	89,70	50,52	2,89		DEP T K
MAI MEN	27,19	0,00	0,00	132,56	85,75	24,11	0,00	0,00		DEP PRE
PRE FIS	354,01	371,67	448,46	518,40	583,78	525,70	532,94	539,61		PRE FIS
ORDENAN	54,30	55,65	57,17	60,02	62,82	58,97	61,07	61,07	57,81	ORDENAN
Z AHALM	59,22	60,30	60,87	61,09	60,48	61,12	69,82	69,12	73,02	CAP FIS
T A MEN	60,62	62,35	59,89	57,60	53,79	56,34	55,05	55,36		DEP T C
APART S	6,75	4,85	5,62	3,26	3,67	4,81	3,90	3,40		ING EXT
KOB MAI	96,78	96,61	94,97	90,98	88,62	89,14	91,11	87,97	89,63	NIV COB
GODG	17,83	32,58	8,56	11,41	14,65	11,03	6,64	-2,38		RTGG
LIKIDEZ	10,01	7,07	8,28	7,07	5,29	2,29	1,18	8,89		LIQUIDE

AURREZKI GARBIA
AHORRO NETO

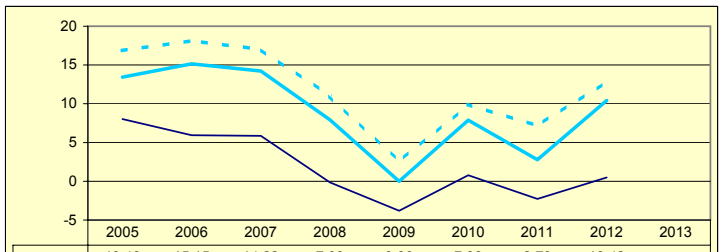

	2005	2006	2007	2008	2009	2010	2011	2012	2013
Gipuzkoa	13,43	15,15	14,22	7,93	0,00	7,88	2,79	10,42	
Multzoa	16,87	18,12	17,01	10,97	2,49	9,90	7,13	12,88	
Udala	8,02	5,95	5,85	-0,15	-3,80	0,78	-2,28	0,49	

LEGEZKO ZORPETZE-MAILA
NIVEL DE ENDEUDAMIENTO LEGAL

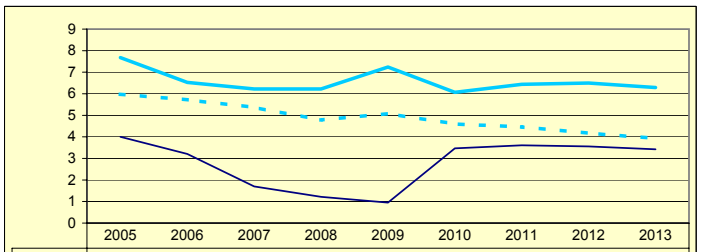

	2005	2006	2007	2008	2009	2010	2011	2012	2013
Gipuzkoa	7,68	6,53	6,22	6,22	7,24	6,07	6,44	6,50	6,29
Multzoa	5,98	5,72	5,37	4,78	5,08	4,60	4,46	4,17	3,93
Udala	4,00	3,21	1,70	1,22	0,95	3,47	3,61	3,56	3,42

ZOR BIZIA
DEUDA VIVA

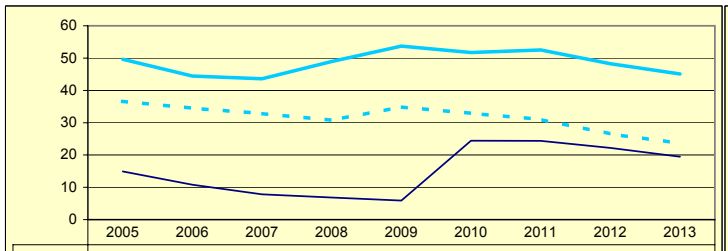

	2005	2006	2007	2008	2009	2010	2011	2012	2013
Gipuzkoa	49,65	44,43	43,59	48,96	53,71	51,71	52,52	48,25	45,09
Multzoa	36,63	34,48	32,86	30,76	34,89	32,88	31,01	26,49	23,65
Udala	14,93	10,78	7,81	6,86	5,90	24,45	24,40	22,20	19,47

INBERTSIO GARBIAK, GUZTIRA
INVERSIONES NETAS TOTALES

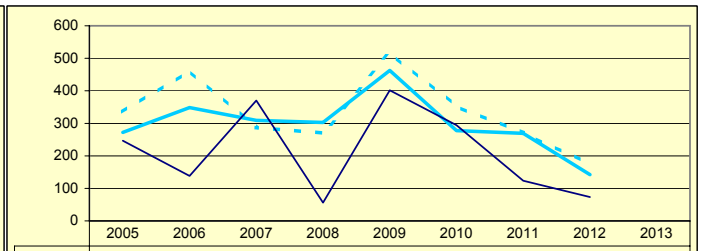

	2005	2006	2007	2008	2009	2010	2011	2012	2013
Gipuzkoa	272,34	348,41	309,34	302,50	462,68	277,65	269,39	142,22	
Multzoa	335,80	461,57	287,20	270,43	517,42	351,92	270,62	174,23	
Udala	246,59	138,18	369,91	56,08	401,75	294,26	123,54	73,33	

ORDENANTZAK
ORDENANZAS

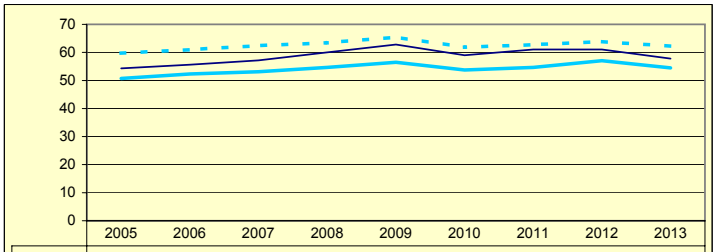

	2005	2006	2007	2008	2009	2010	2011	2012	2013
Gipuzkoa	50,71	52,30	53,14	54,67	56,48	53,72	54,67	57,06	54,50
Multzoa	59,75	60,96	62,41	63,44	65,46	61,86	62,77	63,85	62,25
Udala	54,30	55,65	57,17	60,02	62,82	58,97	61,07	61,07	57,81

ZERGA AHALMENA
CAPACIDAD FISCAL

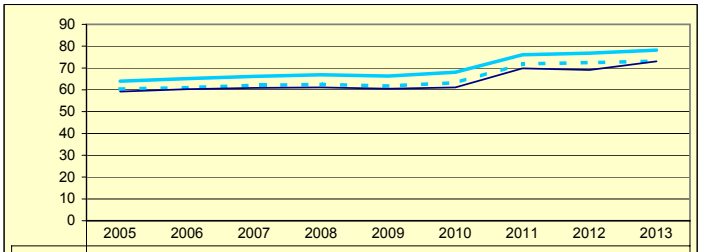

	2005	2006	2007	2008	2009	2010	2011	2012	2013
Gipuzkoa	63,97	65,12	66,14	66,92	66,29	68,08	76,07	76,80	78,21
Multzoa	60,34	61,02	62,08	62,49	61,76	63,25	71,87	72,49	73,18
Udala	59,22	60,30	60,87	61,09	60,48	61,12	69,82	69,12	73,02

Udala — Multzoa — Gipuzkoa

ANOETA

Biztanleak: 1.872 habitantes

	2005	2006	2007	2008	2009	2010	2011	2012	2013	
AU GORD	17,01	16,91	15,41	5,52	-9,13	19,22	26,05	21,06		AHO BRU
LEG ZOR	13,47	12,44	13,66	15,00	13,17	9,51	9,17	10,24	9,51	NIV END
AU GARB	3,53	4,47	1,75	-9,48	-22,30	9,71	16,88	10,82		AHO NET
ZOR MUG	20,79	26,44	11,36	0,00	0,00	50,53	64,79	51,39	50,46	MAR END
ZOR BIZ	197,21	190,39	169,51	153,96	156,77	124,95	110,34	111,56	102,42	DEU VIV
LANGILE	34,19	34,22	35,62	44,09	46,13	37,45	33,33	35,84		PERSONA
AZPIKON	15,55	12,86	14,23	14,17	14,40	9,99	8,36	7,66		SUBCONT
DIRULAG	3,84	3,86	3,49	6,31	17,42	10,17	10,79	12,26		SUBVENC
FUNTZIO	79,13	79,21	81,10	88,17	91,71	70,62	63,15	66,68		FUNCION
INB G L	-70,35	167,17	16,14	84,34	105,67	86,19	-83,22	-148,20		INV N A
INB G G	315,70	196,68	88,28	87,23	309,90	187,50	-50,21	-120,27		INV N T
INB M L	-5,86	16,02	1,48	7,24	7,53	7,52	-7,12	-13,84		N INV A
INB M G	26,31	18,85	8,11	7,49	22,08	16,36	-4,30	-11,23		N INV T
K T MEN	122,28	15,00	81,72	3,31	65,90	54,03	-65,73	-23,22		DEP T K
MAI MEN	0,00	4,37	0,00	0,00	43,22	0,00	0,00	0,00		DEP PRE
PRE FIS	281,77	332,99	357,26	334,16	308,90	317,93	550,70	409,23		PRE FIS
ORDENAN	51,15	57,43	59,93	59,93	61,75	58,49	57,10	60,78	59,88	ORDENAN
Z AHALM	61,78	62,67	62,92	62,49	61,17	62,89	66,43	68,68	71,22	CAP FIS
T A MEN	65,32	63,18	64,16	64,59	64,78	59,47	48,15	57,29		DEP T C
APART S	3,02	4,07	2,78	5,13	2,04	4,40	20,21	10,35		ING EXT
KOB MAI	94,10	96,79	95,86	95,60	96,42	96,85	92,23	93,20	96,68	NIV COB
GODG	27,01	18,11	13,29	-3,74	-22,00	-17,53	2,69	20,73		RTGG
LIKIDEZ	0,80	1,24	5,23	5,93	4,03	0,06	0,28	0,42		LIQUIDE

AURREZKI GARBIA
AHORRO NETO

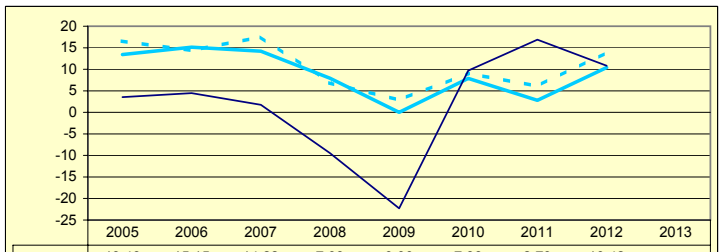

	2005	2006	2007	2008	2009	2010	2011	2012	2013
Gipuzkoa	13,43	15,15	14,22	7,93	0,00	7,88	2,79	10,42	
Multzoa	16,56	14,36	17,56	6,83	2,83	9,08	6,08	13,93	
Udala	3,53	4,47	1,75	-9,48	-22,30	9,71	16,88	10,82	

LEGEZKO ZORPETZE-MAILA
NIVEL DE ENDEUDAMIENTO LEGAL

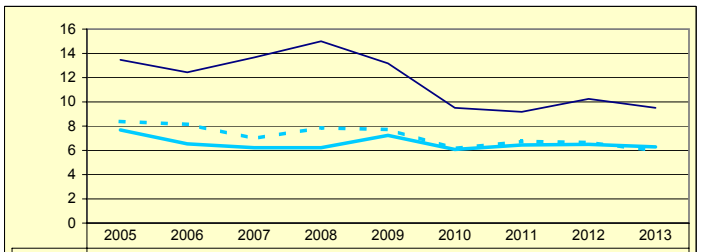

	2005	2006	2007	2008	2009	2010	2011	2012	2013
Gipuzkoa	7,68	6,53	6,22	6,22	7,24	6,07	6,44	6,50	6,29
Multzoa	8,38	8,15	6,98	7,86	7,72	6,15	6,73	6,65	5,97
Udala	13,47	12,44	13,66	15,00	13,17	9,51	9,17	10,24	9,51

ZOR BIZIA
DEUDA VIVA

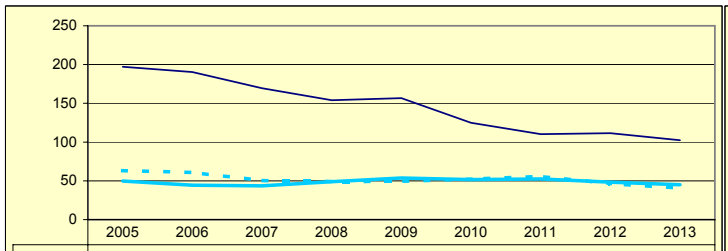

	2005	2006	2007	2008	2009	2010	2011	2012	2013
Gipuzkoa	49,65	44,43	43,59	48,96	53,71	51,71	52,52	48,25	45,09
Multzoa	63,12	60,90	50,27	49,14	49,27	52,27	55,68	46,53	40,64
Udala	197,21	190,39	169,51	153,96	156,77	124,95	110,34	111,56	102,42

INBERTSIO GARBIAK, GUZTIRA
INVERSIONES NETAS TOTALES

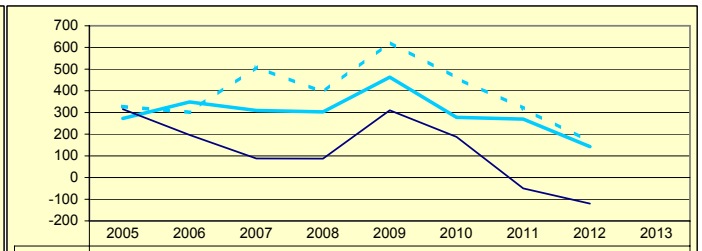

	2005	2006	2007	2008	2009	2010	2011	2012	2013
Gipuzkoa	272,34	348,41	309,34	302,50	462,68	277,65	269,39	142,22	
Multzoa	327,69	300,32	510,07	393,05	624,98	459,14	318,97	164,37	
Udala	315,70	196,68	88,28	87,23	309,90	187,50	-50,21	-120,27	

ORDENANTZAK
ORDENANZAS

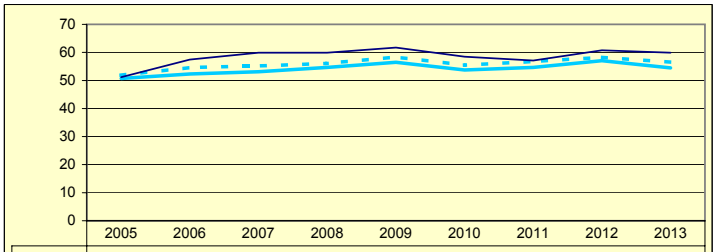

	2005	2006	2007	2008	2009	2010	2011	2012	2013
Gipuzkoa	50,71	52,30	53,14	54,67	56,48	53,72	54,67	57,06	54,50
Multzoa	51,86	54,60	55,14	56,08	58,34	55,43	56,76	58,26	56,54
Udala	51,15	57,43	59,93	59,93	61,75	58,49	57,10	60,78	59,88

ZERGA AHALMENA
CAPACIDAD FISCAL

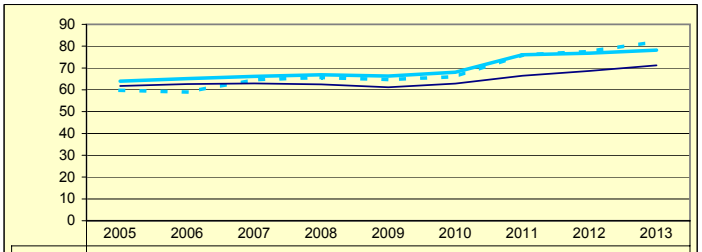

	2005	2006	2007	2008	2009	2010	2011	2012	2013
Gipuzkoa	63,97	65,12	66,14	66,92	66,29	68,08	76,07	76,80	78,21
Multzoa	59,80	59,00	64,59	65,67	64,73	66,04	75,98	77,60	82,08
Udala	61,78	62,67	62,92	62,49	61,17	62,89	66,43	68,68	71,22

Udala — Multzoa — Gipuzkoa

ANTZUOLA

Biztanleak: 2.189 habitantes

	2005	2006	2007	2008	2009	2010	2011	2012	2013	
AU GORD	4,04	18,65	11,64	2,08	8,28	20,27	22,99	21,44		AHO BRU
LEG ZOR	7,44	12,44	11,37	12,25	16,83	14,07	13,86	14,48	10,54	NIV END
AU GARB	-3,40	6,20	0,27	-10,17	-8,55	6,20	9,13	6,96		AHO NET
ZOR MUG	0,00	33,26	2,35	0,00	0,00	30,58	39,71	32,47	38,59	MAR END
ZOR BIZ	53,19	103,01	103,67	32,30	152,43	140,90	132,99	92,66	80,46	DEU VIV
LANGILE	35,46	31,88	34,13	32,81	29,74	28,19	28,87	27,06		PERSONA
AZPIKON	16,62	12,68	13,23	16,91	19,44	13,17	10,74	13,18		SUBCONT
DIRULAG	5,42	4,04	4,51	4,01	3,43	1,87	1,68	1,63		SUBVENC
FUNTZIO	90,53	77,30	83,85	93,91	88,29	77,85	75,32	76,92		FUNCION
INB G L	140,72	-183,99	-271,07	497,99	732,06	416,52	90,17	34,68		INV N A
INB G G	241,58	140,58	25,40	711,78	1.216,40	635,71	170,97	69,42		INV N T
INB M L	11,17	-17,20	-29,55	29,80	32,95	26,47	7,88	3,16		N INV A
INB M G	19,17	13,14	2,77	42,60	54,76	40,40	14,94	6,32		N INV T
K T MEN	41,75	230,88	1.167,12	30,04	39,82	34,48	47,26	50,03		DEP T K
MAI MEN	41,22	0,00	0,00	10,32	114,82	0,00	0,00	0,00		DEP PRE
PRE FIS	348,30	366,50	281,92	280,18	302,22	356,56	384,78	434,12		PRE FIS
ORDENAN	54,24	57,32	57,69	58,53	61,02	59,22	61,26	63,28	62,34	ORDENAN
Z AHALM	59,63	62,53	62,67	62,26	60,98	62,24	72,34	74,66	80,41	CAP FIS
T A MEN	59,04	61,24	69,13	65,81	65,70	64,54	61,21	56,14		DEP T C
APART S	7,63	7,54	3,50	4,32	4,82	4,13	5,49	7,97		ING EXT
KOB MAI	96,01	96,38	95,83	95,24	96,18	95,82	95,48	88,19	93,14	NIV COB
GODG	20,73	49,20	79,12	28,33	40,14	38,97	23,13	31,21		RTGG
LIKIDEZ	1,44	0,28	3,79	8,23	0,64	0,27	0,19	23,63		LIQUIDE

AURREZKI GARBIA
AHORRO NETO

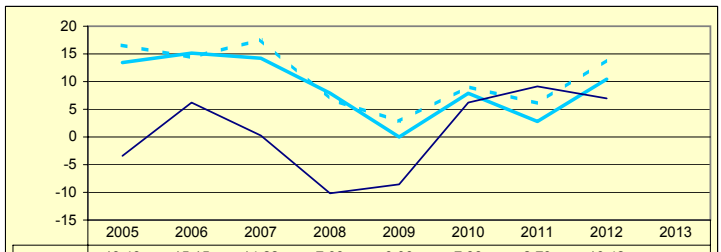

	2005	2006	2007	2008	2009	2010	2011	2012	2013
Gipuzkoa	13,43	15,15	14,22	7,93	0,00	7,88	2,79	10,42	
Multzoa	16,56	14,36	17,56	6,83	2,83	9,08	6,08	13,93	
Udala	-3,40	6,20	0,27	-10,17	-8,55	6,20	9,13	6,96	

LEGEZKO ZORPETZE-MAILA
NIVEL DE ENDEUDAMIENTO LEGAL

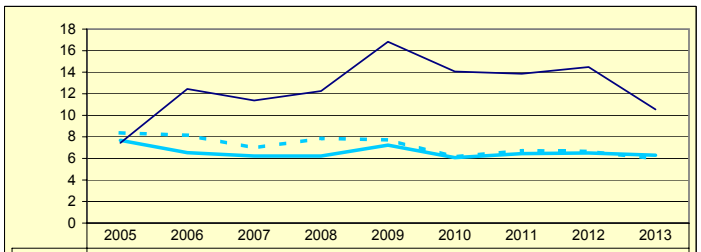

	2005	2006	2007	2008	2009	2010	2011	2012	2013
Gipuzkoa	7,68	6,53	6,22	6,22	7,24	6,07	6,44	6,50	6,29
Multzoa	8,38	8,15	6,98	7,86	7,72	6,15	6,73	6,65	5,97
Udala	7,44	12,44	11,37	12,25	16,83	14,07	13,86	14,48	10,54

ZOR BIZIA
DEUDA VIVA

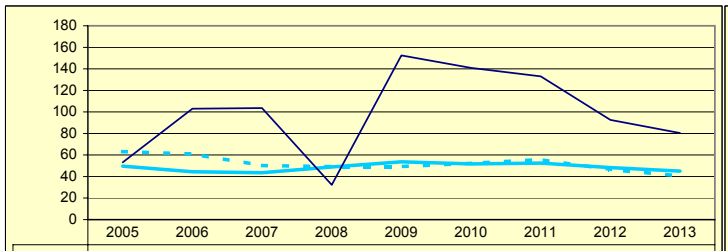

	2005	2006	2007	2008	2009	2010	2011	2012	2013
Gipuzkoa	49,65	44,43	43,59	48,96	53,71	51,71	52,52	48,25	45,09
Multzoa	63,12	60,90	50,27	49,14	49,27	52,27	55,68	46,53	40,64
Udala	53,19	103,01	103,67	32,30	152,43	140,90	132,99	92,66	80,46

INBERTSIO GARBIAK, GUZTIRA
INVERSIONES NETAS TOTALES

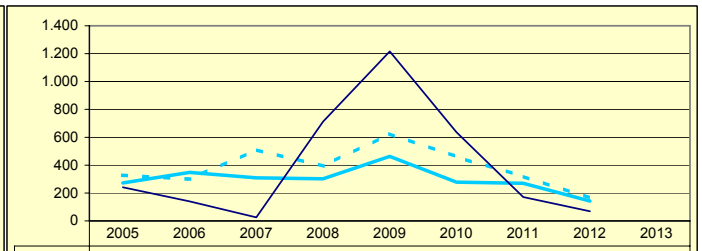

	2005	2006	2007	2008	2009	2010	2011	2012	2013
Gipuzkoa	272,34	348,41	309,34	302,50	462,68	277,65	269,39	142,22	
Multzoa	327,69	300,32	510,07	393,05	624,98	459,14	318,97	164,37	
Udala	241,58	140,58	25,40	711,78	1.216,40	635,71	170,97	69,42	

ORDENANTZAK
ORDENANZAS

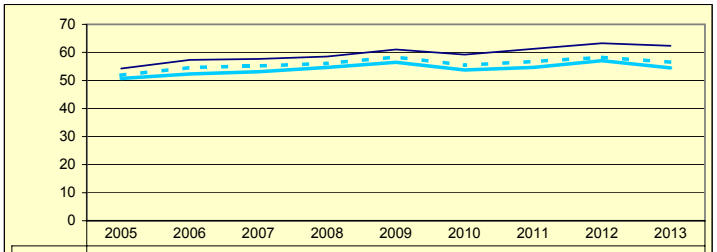

	2005	2006	2007	2008	2009	2010	2011	2012	2013
Gipuzkoa	50,71	52,30	53,14	54,67	56,48	53,72	54,67	57,06	54,50
Multzoa	51,86	54,60	55,14	56,08	58,34	55,43	56,76	58,26	56,54
Udala	54,24	57,32	57,69	58,53	61,02	59,22	61,26	63,28	62,34

ZERGA AHALMENA
CAPACIDAD FISCAL

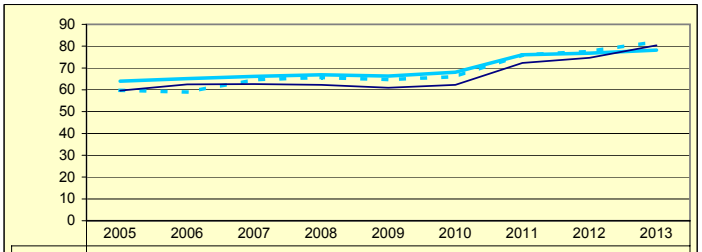

	2005	2006	2007	2008	2009	2010	2011	2012	2013
Gipuzkoa	63,97	65,12	66,14	66,92	66,29	68,08	76,07	76,80	78,21
Multzoa	59,80	59,00	64,59	65,67	64,73	66,04	75,98	77,60	82,08
Udala	59,63	62,53	62,67	62,26	60,98	62,24	72,34	74,66	80,41

Udala — Multzoa — Gipuzkoa

ARAMA

Biztanleak: 217 habitantes

	2005	2006	2007	2008	2009	2010	2011	2012	2013	
AU GORD	39,07	24,70	27,61	31,18	18,01	20,47	28,74	21,76		AHO BRU
LEG ZOR	0,00	0,00	0,00	0,00	0,00	0,00	0,00	0,00	0,00	NIV END
AU GARB	39,07	24,70	27,61	31,18	18,01	20,47	28,74	21,76		AHO NET
ZOR MUG	100,00	100,00	100,00	100,00	100,00	100,00	100,00	100,00	100,00	MAR END
ZOR BIZ	0,00	0,00	0,00	0,00	0,00	0,00	0,00	0,00	0,00	DEU VIV
LANGILE	24,10	31,16	29,31	31,45	42,02	39,78	29,25	40,59		PERSONA
AZPIKON	8,67	6,06	5,67	7,79	4,13	5,15	10,09	9,75		SUBCONT
DIRULAG	3,65	4,09	9,79	5,26	5,31	4,27	2,87	0,90		SUBVENC
FUNTZIO	57,27	71,19	62,60	63,56	76,68	75,26	68,39	77,34		FUNCION
INB G L	856,92	1.277,96	26,58	-28,13	184,29	-517,30	2.444,14	-23,37		INV N A
INB G G	2.539,63	2.323,81	568,80	149,27	603,16	98,63	3.348,77	219,19		INV N T
INB M L	22,79	34,60	1,32	-1,81	9,22	-34,89	51,54	-1,35		N INV A
INB M G	67,55	62,91	28,30	9,59	30,17	6,65	70,61	12,69		N INV T
K T MEN	66,25	45,00	95,33	118,84	69,45	624,47	27,01	110,66		DEP T K
MAI MEN	0,00	0,00	0,00	82,11	36,51	6,62	0,00	0,00		DEP PRE
PRE FIS	740,92	456,44	493,54	645,04	588,36	557,07	701,84	630,64		PRE FIS
ORDENAN	36,68	36,93	40,77	41,73	41,73	41,08	41,08	41,26	40,39	ORDENAN
Z AHALM	151,14	152,96	145,66	152,23	141,77	135,57	185,91	185,43	187,77	CAP FIS
T A MEN	55,70	65,36	62,74	55,63	56,82	61,66	50,43	61,32		DEP T C
APART S	16,59	0,38	1,63	2,65	0,83	0,61	8,28	0,12		ING EXT
KOB MAI	91,59	97,95	98,13	97,31	99,01	98,82	99,89	98,88	98,85	NIV COB
GODG	285,09	254,03	244,47	271,05	337,91	349,28	234,27	214,85		RTGG
LIKIDEZ	180,37	186,07	164,07	177,34	280,06	213,94	228,56	292,19		LIQUIDE

AURREZKI GARBIA
AHORRO NETO

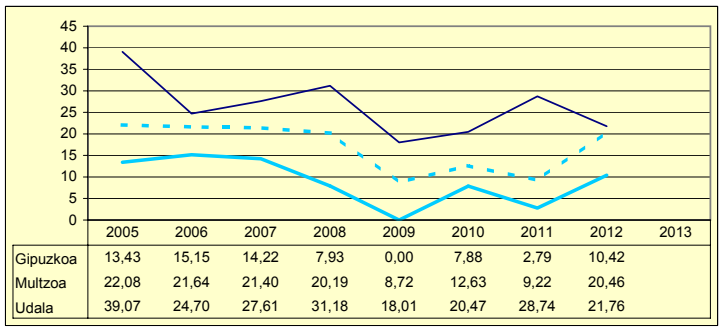

	2005	2006	2007	2008	2009	2010	2011	2012	2013
Gipuzkoa	13,43	15,15	14,22	7,93	0,00	7,88	2,79	10,42	
Multzoa	22,08	21,64	21,40	20,19	8,72	12,63	9,22	20,46	
Udala	39,07	24,70	27,61	31,18	18,01	20,47	28,74	21,76	

LEGEZKO ZORPETZE-MAILA
NIVEL DE ENDEUDAMIENTO LEGAL

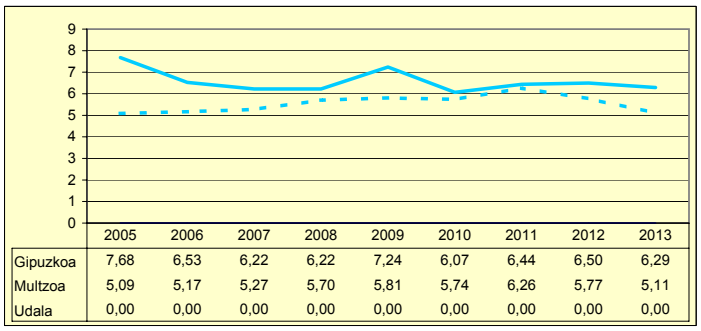

	2005	2006	2007	2008	2009	2010	2011	2012	2013
Gipuzkoa	7,68	6,53	6,22	6,22	7,24	6,07	6,44	6,50	6,29
Multzoa	5,09	5,17	5,27	5,70	5,81	5,74	6,26	5,77	5,11
Udala	0,00	0,00	0,00	0,00	0,00	0,00	0,00	0,00	0,00

ZOR BIZIA
DEUDA VIVA

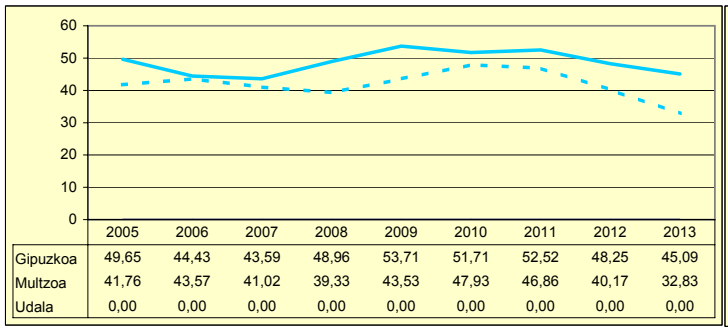

	2005	2006	2007	2008	2009	2010	2011	2012	2013
Gipuzkoa	49,65	44,43	43,59	48,96	53,71	51,71	52,52	48,25	45,09
Multzoa	41,76	43,57	41,02	39,33	43,53	47,93	46,86	40,17	32,83
Udala	0,00	0,00	0,00	0,00	0,00	0,00	0,00	0,00	0,00

INBERTSIO GARBIAK, GUZTIRA
INVERSIONES NETAS TOTALES

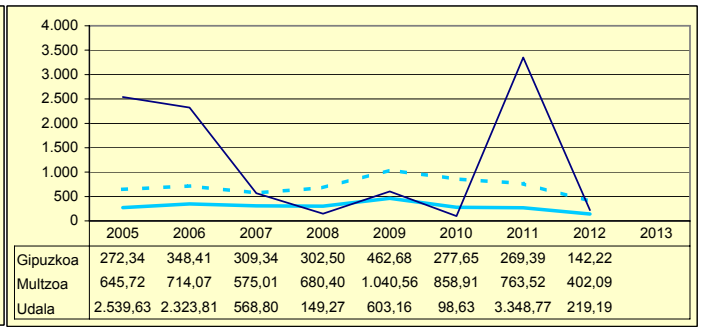

	2005	2006	2007	2008	2009	2010	2011	2012	2013
Gipuzkoa	272,34	348,41	309,34	302,50	462,68	277,65	269,39	142,22	
Multzoa	645,72	714,07	575,01	680,40	1.040,56	858,91	763,52	402,09	
Udala	2.539,63	2.323,81	568,80	149,27	603,16	98,63	3.348,77	219,19	

ORDENANTZAK
ORDENANZAS

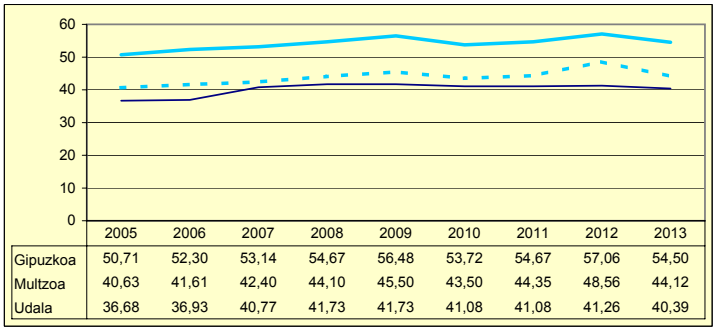

	2005	2006	2007	2008	2009	2010	2011	2012	2013
Gipuzkoa	50,71	52,30	53,14	54,67	56,48	53,72	54,67	57,06	54,50
Multzoa	40,63	41,61	42,40	44,10	45,50	43,50	44,35	48,56	44,12
Udala	36,68	36,93	40,77	41,73	41,73	41,08	41,08	41,26	40,39

ZERGA AHALMENA
CAPACIDAD FISCAL

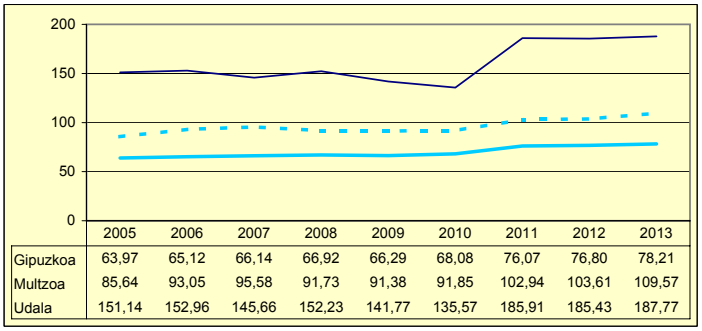

	2005	2006	2007	2008	2009	2010	2011	2012	2013
Gipuzkoa	63,97	65,12	66,14	66,92	66,29	68,08	76,07	76,80	78,21
Multzoa	85,64	93,05	95,58	91,73	91,38	91,85	102,94	103,61	109,57
Udala	151,14	152,96	145,66	152,23	141,77	135,57	185,91	185,43	187,77

Udala — Multzoa — Gipuzkoa

ARETXABALETA

Biztanleak: 6.930 habitantes

	2005	2006	2007	2008	2009	2010	2011	2012	2013	
AU GORD	27,23	28,36	44,54	21,36	6,50	18,02	12,22	24,47		AHO BRU
LEG ZOR	1,35	1,19	0,72	0,84	14,62	11,23	12,29	11,62	10,87	NIV END
AU GARB	25,87	27,17	43,83	20,52	-8,12	6,79	-0,07	12,85		AHO NET
ZOR MUG	95,01	95,80	98,39	96,05	0,00	37,68	0,00	52,53	52,08	MAR END
ZOR BIZ	4,10	2,47	1,12	0,63	112,12	100,58	108,41	90,65	80,54	DEU VIV
LANGILE	22,55	21,93	16,55	21,88	25,83	24,43	26,53	21,61		PERSONA
AZPIKON	22,38	21,45	17,99	28,39	37,21	31,67	35,37	30,70		SUBCONT
DIRULAG	6,69	7,55	5,89	6,93	7,97	6,90	6,85	4,91		SUBVENC
FUNTZIO	66,06	64,07	49,57	71,71	85,53	75,08	80,93	70,62		FUNCION
INB G L	125,47	233,74	192,18	610,81	372,49	463,19	972,93	549,68		INV N A
INB G G	164,95	258,03	341,31	636,88	618,79	801,80	1.030,20	624,14		INV N T
INB M L	13,37	18,36	11,47	37,98	21,97	24,68	46,87	31,92		N INV A
INB M G	17,58	20,26	20,37	39,60	36,50	42,73	49,63	36,24		N INV T
K T MEN	23,93	9,41	43,69	4,09	39,80	42,23	5,56	11,93		DEP T K
MAI MEN	0,00	0,00	0,00	11,63	40,18	46,65	72,23	5,35		DEP PRE
PRE FIS	427,74	476,36	844,35	489,39	445,25	493,26	485,91	494,33		PRE FIS
ORDENAN	54,80	56,37	57,62	58,99	61,94	60,08	60,82	61,57	60,39	ORDENAN
Z AHALM	59,57	59,26	59,58	59,91	59,79	60,05	70,39	71,63	74,04	CAP FIS
T A MEN	56,17	55,03	42,47	54,38	53,44	53,40	50,55	51,33		DEP T C
APART S	5,75	7,57	27,16	5,43	6,66	9,66	7,75	8,23		ING EXT
KOB MAI	93,80	93,77	93,76	97,04	93,56	94,58	93,43	95,32	91,82	NIV COB
GODG	29,71	35,51	56,93	45,02	41,34	32,70	12,40	-2,22		RTGG
LIKIDEZ	24,73	25,41	37,46	46,40	43,48	21,38	3,97	62,07		LIQUIDE

AURREZKI GARBIA
AHORRO NETO

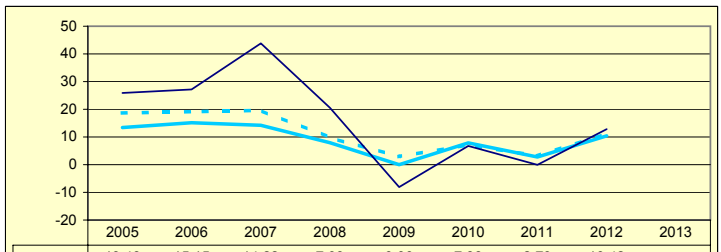

	2005	2006	2007	2008	2009	2010	2011	2012	2013
Gipuzkoa	13,43	15,15	14,22	7,93	0,00	7,88	2,79	10,42	
Multzoa	18,67	19,12	19,62	9,78	2,90	7,14	3,14	11,28	
Udala	25,87	27,17	43,83	20,52	-8,12	6,79	-0,07	12,85	

LEGEZKO ZORPETZE-MAILA
NIVEL DE ENDEUDAMIENTO LEGAL

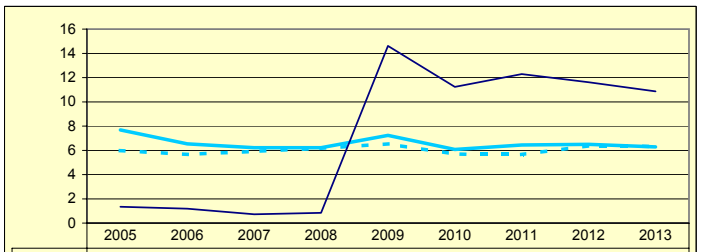

	2005	2006	2007	2008	2009	2010	2011	2012	2013
Gipuzkoa	7,68	6,53	6,22	6,22	7,24	6,07	6,44	6,50	6,29
Multzoa	5,98	5,66	5,91	6,17	6,53	5,69	5,65	6,37	6,32
Udala	1,35	1,19	0,72	0,84	14,62	11,23	12,29	11,62	10,87

ZOR BIZIA
DEUDA VIVA

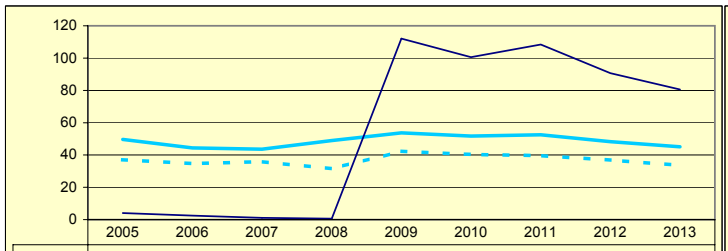

	2005	2006	2007	2008	2009	2010	2011	2012	2013
Gipuzkoa	49,65	44,43	43,59	48,96	53,71	51,71	52,52	48,25	45,09
Multzoa	37,10	34,64	35,92	31,55	42,30	40,35	39,67	36,84	33,60
Udala	4,10	2,47	1,12	0,63	112,12	100,58	108,41	90,65	80,54

INBERTSIO GARBIAK, GUZTIRA
INVERSIONES NETAS TOTALES

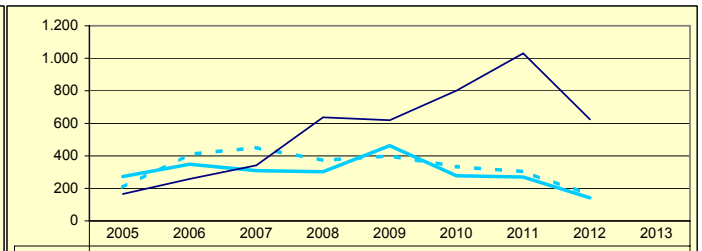

	2005	2006	2007	2008	2009	2010	2011	2012	2013
Gipuzkoa	272,34	348,41	309,34	302,50	462,68	277,65	269,39	142,22	
Multzoa	205,85	409,61	451,00	372,39	399,89	333,71	303,36	161,49	
Udala	164,95	258,03	341,31	636,88	618,79	801,80	1.030,20	624,14	

ORDENANTZAK
ORDENANZAS

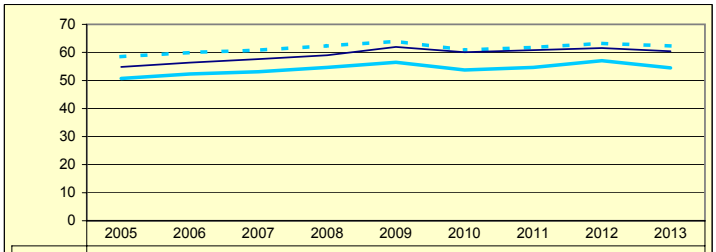

	2005	2006	2007	2008	2009	2010	2011	2012	2013
Gipuzkoa	50,71	52,30	53,14	54,67	56,48	53,72	54,67	57,06	54,50
Multzoa	58,49	59,96	60,84	62,33	63,95	60,89	61,77	63,20	62,30
Udala	54,80	56,37	57,62	58,99	61,94	60,08	60,82	61,57	60,39

ZERGA AHALMENA
CAPACIDAD FISCAL

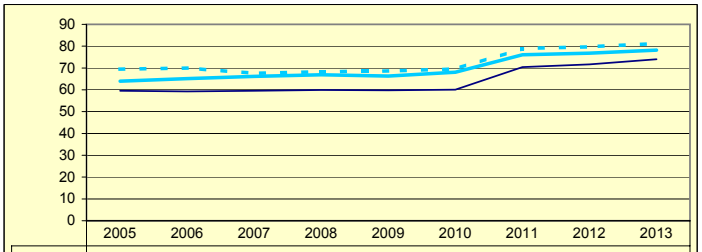

	2005	2006	2007	2008	2009	2010	2011	2012	2013
Gipuzkoa	63,97	65,12	66,14	66,92	66,29	68,08	76,07	76,80	78,21
Multzoa	69,45	70,01	67,55	68,27	68,62	69,53	78,93	79,76	81,18
Udala	59,57	59,26	59,58	59,91	59,79	60,05	70,39	71,63	74,04

Udala — Multzoa — Gipuzkoa

ASTEASU

Biztanleak: 1.513 habitantes

	2005	2006	2007	2008	2009	2010	2011	2012	2013	
AU GORD	33,19	29,61	33,72	16,74	28,02	11,73	11,12	29,36		AHO BRU
LEG ZOR	12,78	11,11	4,63	5,61	4,33	4,86	7,70	9,67	8,69	NIV END
AU GARB	20,40	18,50	29,10	11,13	23,69	6,87	3,42	19,70		AHO NET
ZOR MUG	61,48	62,48	86,28	66,47	84,55	58,58	30,73	67,08	65,51	MAR END
ZOR BIZ	125,53	49,68	41,95	45,07	34,58	38,60	93,58	69,40	62,67	DEU VIV
LANGILE	22,30	21,82	20,52	25,49	23,86	29,32	30,38	24,96		PERSONA
AZPIKON	11,62	7,44	8,45	7,54	5,85	7,83	8,78	9,07		SUBCONT
DIRULAG	2,32	5,51	3,41	6,99	4,54	5,94	3,06	2,53		SUBVENC
FUNTZIO	64,48	64,87	62,86	76,26	67,43	82,33	85,82	68,10		FUNCION
INB G L	357,96	-726,84	-452,55	92,06	401,62	1.027,62	634,37	171,04		INV N A
INB G G	389,28	-586,99	-421,03	170,57	690,35	1.839,40	941,26	199,51		INV N T
INB M L	24,13	-31,82	-31,70	6,50	21,35	27,83	29,80	13,25		N INV A
INB M G	26,24	-25,70	-29,49	12,05	36,70	49,82	44,22	15,46		N INV T
K T MEN	8,04	-23,82	-7,49	46,03	41,82	44,13	32,60	14,27		DEP T K
MAI MEN	0,00	0,00	0,00	42,62	0,00	0,00	49,88	66,30		DEP PRE
PRE FIS	596,01	765,98	823,96	597,08	774,78	605,11	628,01	724,14		PRE FIS
ORDENAN	60,14	69,97	71,62	72,04	72,74	69,01	69,01	69,31	64,72	ORDENAN
Z AHALM	84,35	85,70	83,21	86,19	88,10	88,12	100,74	99,49	120,33	CAP FIS
T A MEN	49,12	44,06	42,36	48,90	46,28	49,27	45,37	45,54		DEP T C
APART S	9,54	11,59	16,43	4,33	4,29	2,24	3,11	2,42		ING EXT
KOB MAI	85,61	89,08	90,57	87,14	87,88	86,55	89,11	88,06	89,31	NIV COB
GODG	-7,19	11,95	63,20	82,25	63,91	-0,14	-14,34	3,18		RTGG
LIKIDEZ	1,13	1,73	27,52	56,58	62,35	68,81	0,21	0,03		LIQUIDE

AURREZKI GARBIA
AHORRO NETO

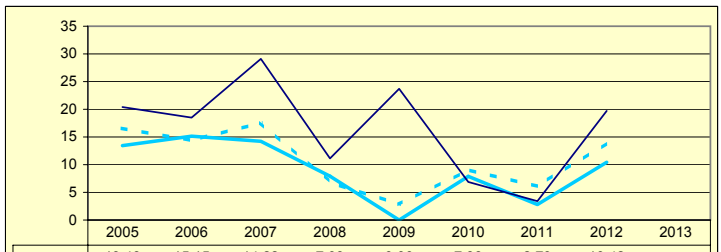

	2005	2006	2007	2008	2009	2010	2011	2012	2013
Gipuzkoa	13,43	15,15	14,22	7,93	0,00	7,88	2,79	10,42	
Multzoa	16,56	14,36	17,56	6,83	2,83	9,08	6,08	13,93	
Udala	20,40	18,50	29,10	11,13	23,69	6,87	3,42	19,70	

LEGEZKO ZORPETZE-MAILA
NIVEL DE ENDEUDAMIENTO LEGAL

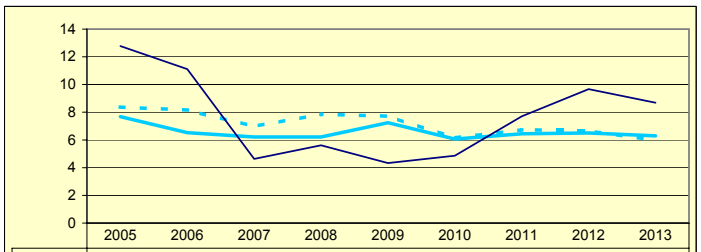

	2005	2006	2007	2008	2009	2010	2011	2012	2013
Gipuzkoa	7,68	6,53	6,22	6,22	7,24	6,07	6,44	6,50	6,29
Multzoa	8,38	8,15	6,98	7,86	7,72	6,15	6,73	6,65	5,97
Udala	12,78	11,11	4,63	5,61	4,33	4,86	7,70	9,67	8,69

ZOR BIZIA
DEUDA VIVA

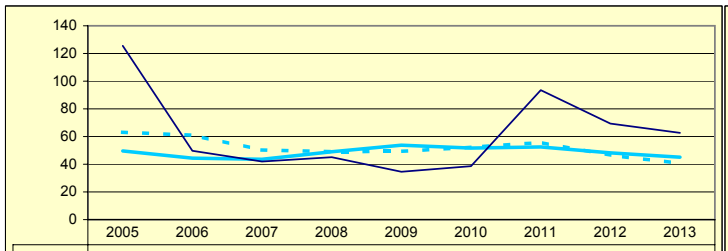

	2005	2006	2007	2008	2009	2010	2011	2012	2013
Gipuzkoa	49,65	44,43	43,59	48,96	53,71	51,71	52,52	48,25	45,09
Multzoa	63,12	60,90	50,27	49,14	49,27	52,27	55,68	46,53	40,64
Udala	125,53	49,68	41,95	45,07	34,58	38,60	93,58	69,40	62,67

INBERTSIO GARBIAK, GUZTIRA
INVERSIONES NETAS TOTALES

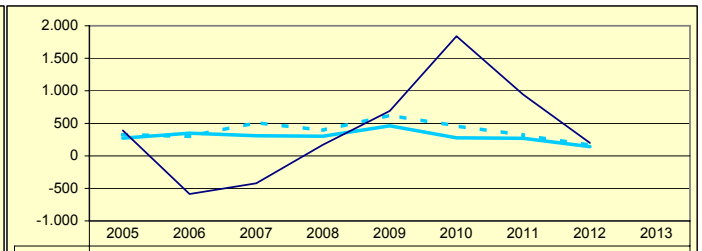

	2005	2006	2007	2008	2009	2010	2011	2012	2013
Gipuzkoa	272,34	348,41	309,34	302,50	462,68	277,65	269,39	142,22	
Multzoa	327,69	300,32	510,07	393,05	624,98	459,14	318,97	164,37	
Udala	389,28	-586,99	-421,03	170,57	690,35	1.839,40	941,26	199,51	

ORDENANTZAK
ORDENANZAS

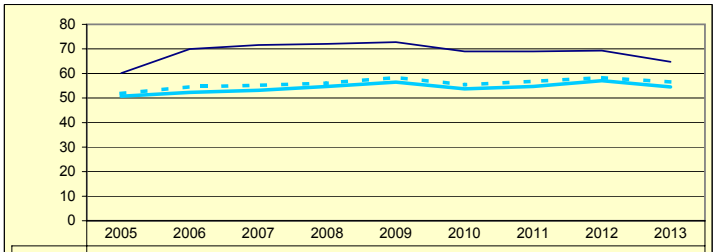

	2005	2006	2007	2008	2009	2010	2011	2012	2013
Gipuzkoa	50,71	52,30	53,14	54,67	56,48	53,72	54,67	57,06	54,50
Multzoa	51,86	54,60	55,14	56,08	58,34	55,43	56,76	58,26	56,54
Udala	60,14	69,97	71,62	72,04	72,74	69,01	69,01	69,31	64,72

ZERGA AHALMENA
CAPACIDAD FISCAL

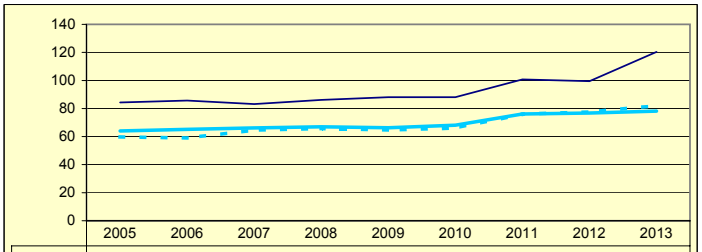

	2005	2006	2007	2008	2009	2010	2011	2012	2013
Gipuzkoa	63,97	65,12	66,14	66,92	66,29	68,08	76,07	76,80	78,21
Multzoa	59,80	59,00	64,59	65,67	64,73	66,04	75,98	77,60	82,08
Udala	84,35	85,70	83,21	86,19	88,10	88,12	100,74	99,49	120,33

Udala — Multzoa — Gipuzkoa

ATAUN

Biztanleak: 1.681 habitantes

	2005	2006	2007	2008	2009	2010	2011	2012	2013	
AU GORD	28,93	33,82	34,64	22,32	16,07	16,99	16,77	25,31		AHO BRU
LEG ZOR	2,49	0,00	0,00	0,00	0,00	0,00	6,65	6,59	9,56	NIV END
AU GARB	26,44	33,82	34,64	22,32	16,07	16,99	10,12	18,73		AHO NET
ZOR MUG	91,38	100,00	100,00	100,00	100,00	100,00	60,34	73,98	59,40	MAR END
ZOR BIZ	0,00	0,00	0,00	0,00	0,00	0,00	62,79	59,06	57,71	DEU VIV
LANGILE	19,13	15,95	14,76	16,48	17,16	16,37	19,97	19,30		PERSONA
AZPIKON	18,82	18,87	17,81	22,41	23,22	26,73	25,97	23,33		SUBCONT
DIRULAG	6,38	6,90	8,54	10,99	9,98	8,40	7,34	6,13		SUBVENC
FUNTZIO	64,67	59,27	56,82	66,69	73,95	74,61	75,88	68,55		FUNCION
INB G L	556,15	116,27	152,13	-696,28	1.206,79	495,71	258,89	79,82		INV N A
INB G G	1.113,27	795,15	992,63	672,24	1.737,51	2.403,17	757,85	162,45		INV N T
INB M L	31,40	7,76	9,14	-48,03	46,44	15,68	17,38	9,44		N INV A
INB M G	62,87	53,06	59,67	46,37	66,87	76,03	50,89	19,22		N INV T
K T MEN	50,04	85,37	84,67	203,54	30,54	79,37	65,84	50,87		DEP T K
MAI MEN	0,00	0,00	0,00	10,76	7,60	0,00	15,81	20,67		DEP PRE
PRE FIS	289,42	324,42	349,45	286,64	319,40	276,75	222,22	232,87		PRE FIS
ORDENAN	41,16	41,49	41,88	42,14	42,71	39,34	45,34	46,01	44,56	ORDENAN
Z AHALM	52,94	52,33	54,59	53,31	52,67	54,28	63,15	65,11	65,89	CAP FIS
T A MEN	63,49	61,99	61,71	64,49	60,68	67,17	70,94	70,35		DEP T C
APART S	7,28	10,88	11,30	7,52	7,34	2,80	1,87	2,78		ING EXT
KOB MAI	91,63	93,56	91,47	93,97	94,59	95,74	93,23	90,60	91,81	NIV COB
GODG	8,60	31,34	44,92	161,68	55,02	10,43	-15,54	-2,08		RTGG
LIKIDEZ	23,04	6,25	14,71	34,06	76,87	9,44	2,69	1,17		LIQUIDE

AURREZKI GARBIA
AHORRO NETO

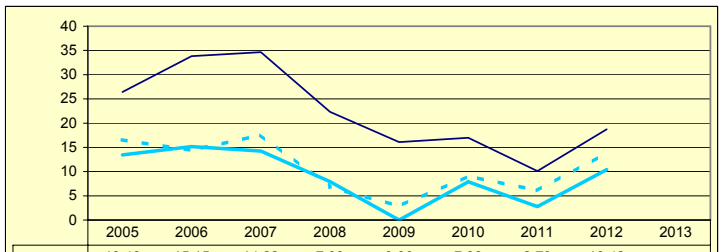

	2005	2006	2007	2008	2009	2010	2011	2012	2013
Gipuzkoa	13,43	15,15	14,22	7,93	0,00	7,88	2,79	10,42	
Multzoa	16,56	14,36	17,56	6,83	2,83	9,08	6,08	13,93	
Udala	26,44	33,82	34,64	22,32	16,07	16,99	10,12	18,73	

LEGEZKO ZORPETZE-MAILA
NIVEL DE ENDEUDAMIENTO LEGAL

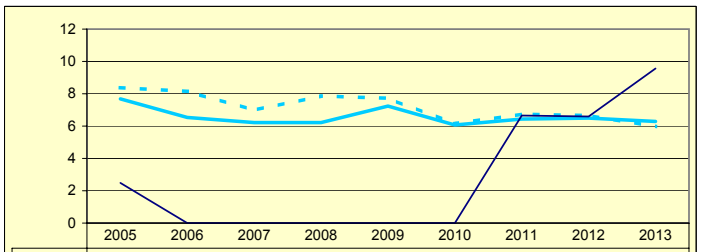

	2005	2006	2007	2008	2009	2010	2011	2012	2013
Gipuzkoa	7,68	6,53	6,22	6,22	7,24	6,07	6,44	6,50	6,29
Multzoa	8,38	8,15	6,98	7,86	7,72	6,15	6,73	6,65	5,97
Udala	2,49	0,00	0,00	0,00	0,00	0,00	6,65	6,59	9,56

ZOR BIZIA
DEUDA VIVA

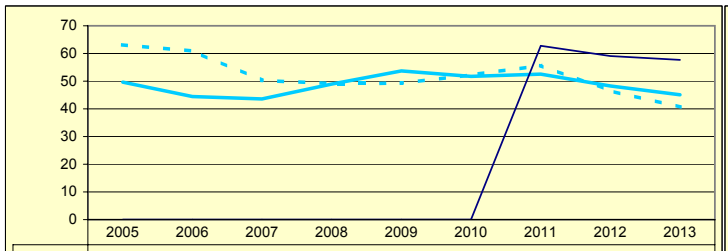

	2005	2006	2007	2008	2009	2010	2011	2012	2013
Gipuzkoa	49,65	44,43	43,59	48,96	53,71	51,71	52,52	48,25	45,09
Multzoa	63,12	60,90	50,27	49,14	49,27	52,27	55,68	46,53	40,64
Udala	0,00	0,00	0,00	0,00	0,00	0,00	62,79	59,06	57,71

INBERTSIO GARBIAK, GUZTIRA
INVERSIONES NETAS TOTALES

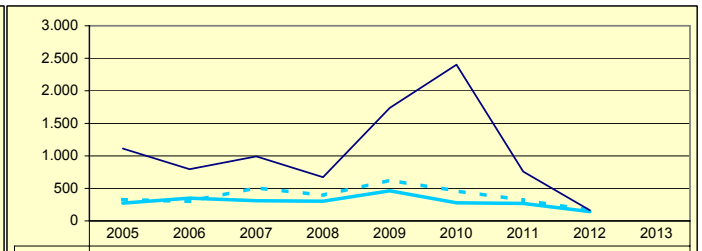

	2005	2006	2007	2008	2009	2010	2011	2012	2013
Gipuzkoa	272,34	348,41	309,34	302,50	462,68	277,65	269,39	142,22	
Multzoa	327,69	300,32	510,07	393,05	624,98	459,14	318,97	164,37	
Udala	1.113,27	795,15	992,63	672,24	1.737,51	2.403,17	757,85	162,45	

ORDENANTZAK
ORDENANZAS

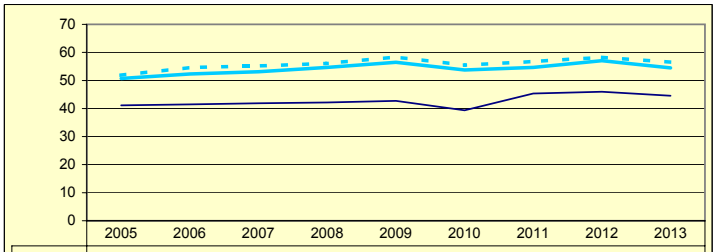

	2005	2006	2007	2008	2009	2010	2011	2012	2013
Gipuzkoa	50,71	52,30	53,14	54,67	56,48	53,72	54,67	57,06	54,50
Multzoa	51,86	54,60	55,14	56,08	58,34	55,43	56,76	58,26	56,54
Udala	41,16	41,49	41,88	42,14	42,71	39,34	45,34	46,01	44,56

ZERGA AHALMENA
CAPACIDAD FISCAL

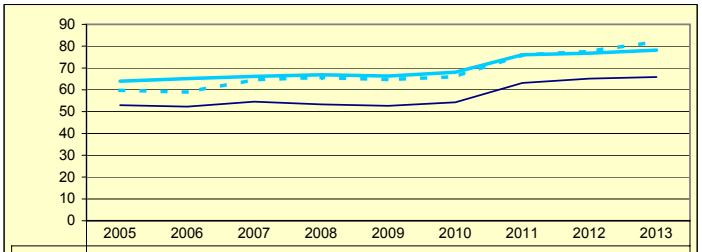

	2005	2006	2007	2008	2009	2010	2011	2012	2013
Gipuzkoa	63,97	65,12	66,14	66,92	66,29	68,08	76,07	76,80	78,21
Multzoa	59,80	59,00	64,59	65,67	64,73	66,04	75,98	77,60	82,08
Udala	52,94	52,33	54,59	53,31	52,67	54,28	63,15	65,11	65,89

Udala — Multzoa — Gipuzkoa

AIA

Biztanleak: 2.038 habitantes

	2005	2006	2007	2008	2009	2010	2011	2012	2013	
AU GORD	40,12	29,78	37,15	12,73	17,83	22,74	19,79	30,04		AHO BRU
LEG ZOR	0,32	0,00	0,00	0,00	0,00	0,00	0,00	0,00	0,00	NIV END
AU GARB	39,80	29,78	37,15	12,73	17,83	22,74	19,79	30,04		AHO NET
ZOR MUG	99,20	100,00	100,00	100,00	100,00	100,00	100,00	100,00	100,00	MAR END
ZOR BIZ	0,00	0,00	0,00	0,00	0,00	0,00	0,00	0,00	0,00	DEU VIV
LANGILE	28,23	31,04	27,01	30,44	34,89	32,95	36,51	30,52		PERSONA
AZPIKON	8,39	10,13	9,32	11,49	12,47	11,23	12,12	10,82		SUBCONT
DIRULAG	4,88	5,72	3,55	4,57	5,20	4,24	4,10	5,25		SUBVENC
FUNTZIO	54,99	64,48	59,30	82,69	76,97	73,02	76,11	64,71		FUNCION
INB G L	382,79	481,22	153,00	710,74	218,17	180,53	182,88	133,01		INV N A
INB G G	655,96	781,55	397,29	963,01	604,63	384,62	264,46	260,29		INV N T
INB M L	27,06	28,97	12,24	34,26	14,11	13,70	15,78	12,13		N INV A
INB M G	46,37	47,06	31,78	46,42	39,10	29,20	22,81	23,73		N INV T
K T MEN	41,36	36,44	61,25	26,20	63,18	52,21	29,22	46,23		DEP T K
MAI MEN	0,00	0,00	0,00	7,68	21,70	0,00	0,00	0,00		DEP PRE
PRE FIS	685,87	546,74	489,17	563,72	511,44	535,70	511,93	515,57		PRE FIS
ORDENAN	58,43	63,25	57,67	57,97	57,97	54,81	55,89	56,76	53,78	ORDENAN
Z AHALM	88,66	84,39	88,57	86,83	81,38	82,17	85,44	85,68	89,19	CAP FIS
T A MEN	44,00	52,93	59,75	53,62	52,16	51,86	50,08	51,21		DEP T C
APART S	30,37	17,91	8,84	14,57	12,14	11,37	9,64	7,12		ING EXT
KOB MAI	91,14	89,71	94,13	91,85	90,57	90,10	89,80	89,38	92,09	NIV COB
GODG	35,43	20,97	40,59	2,38	6,41	8,56	6,76	22,42		RTGG
LIKIDEZ	1,53	4,47	10,29	3,49	3,06	0,46	2,84	8,15		LIQUIDE

AURREZKI GARBIA
AHORRO NETO

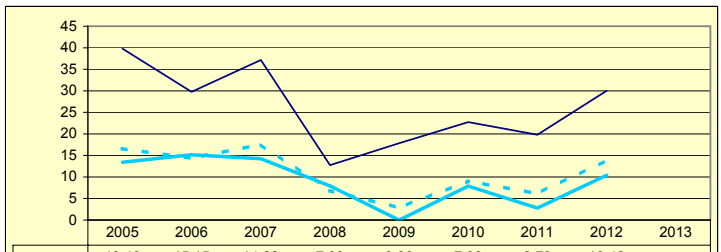

	2005	2006	2007	2008	2009	2010	2011	2012	2013
Gipuzkoa	13,43	15,15	14,22	7,93	0,00	7,88	2,79	10,42	
Multzoa	16,56	14,36	17,56	6,83	2,83	9,08	6,08	13,93	
Udala	39,80	29,78	37,15	12,73	17,83	22,74	19,79	30,04	

LEGEZKO ZORPETZE-MAILA
NIVEL DE ENDEUDAMIENTO LEGAL

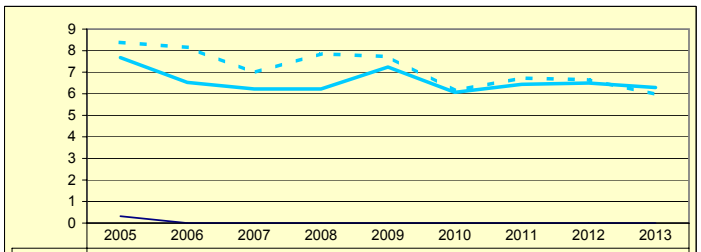

	2005	2006	2007	2008	2009	2010	2011	2012	2013
Gipuzkoa	7,68	6,53	6,22	6,22	7,24	6,07	6,44	6,50	6,29
Multzoa	8,38	8,15	6,98	7,86	7,72	6,15	6,73	6,65	5,97
Udala	0,32	0,00	0,00	0,00	0,00	0,00	0,00	0,00	0,00

ZOR BIZIA
DEUDA VIVA

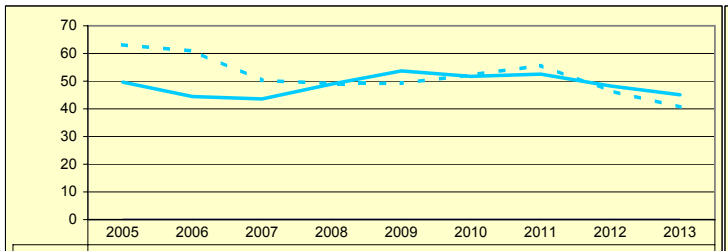

	2005	2006	2007	2008	2009	2010	2011	2012	2013
Gipuzkoa	49,65	44,43	43,59	48,96	53,71	51,71	52,52	48,25	45,09
Multzoa	63,12	60,90	50,27	49,14	49,27	52,27	55,68	46,53	40,64
Udala	0,00	0,00	0,00	0,00	0,00	0,00	0,00	0,00	0,00

INBERTSIO GARBIAK, GUZTIRA
INVERSIONES NETAS TOTALES

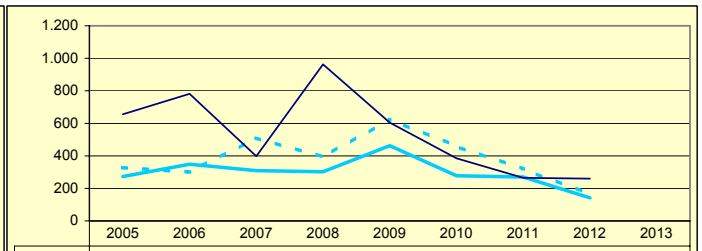

	2005	2006	2007	2008	2009	2010	2011	2012	2013
Gipuzkoa	272,34	348,41	309,34	302,50	462,68	277,65	269,39	142,22	
Multzoa	327,69	300,32	510,07	393,05	624,98	459,14	318,97	164,37	
Udala	655,96	781,55	397,29	963,01	604,63	384,62	264,46	260,29	

ORDENANTZAK
ORDENANZAS

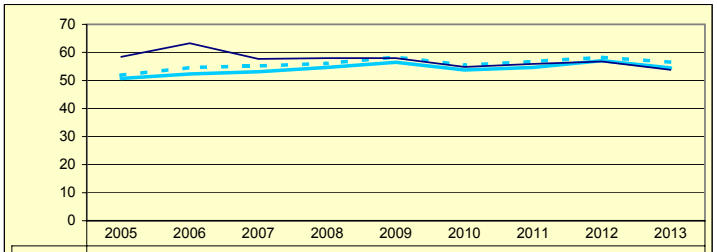

	2005	2006	2007	2008	2009	2010	2011	2012	2013
Gipuzkoa	50,71	52,30	53,14	54,67	56,48	53,72	54,67	57,06	54,50
Multzoa	51,86	54,60	55,14	56,08	58,34	55,43	56,76	58,26	56,54
Udala	58,43	63,25	57,67	57,97	57,97	54,81	55,89	56,76	53,78

ZERGA AHALMENA
CAPACIDAD FISCAL

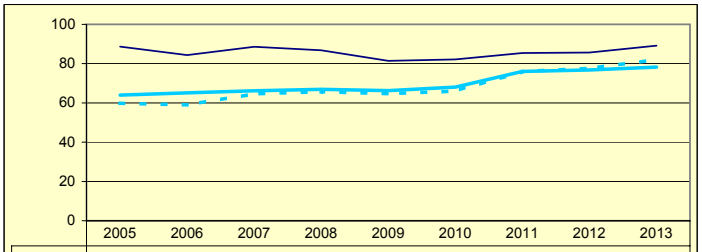

	2005	2006	2007	2008	2009	2010	2011	2012	2013
Gipuzkoa	63,97	65,12	66,14	66,92	66,29	68,08	76,07	76,80	78,21
Multzoa	59,80	59,00	64,59	65,67	64,73	66,04	75,98	77,60	82,08
Udala	88,66	84,39	88,57	86,83	81,38	82,17	85,44	85,68	89,19

Udala — Multzoa — Gipuzkoa

AZKOITIA

Biztanleak: 11.463 habitantes

	2005	2006	2007	2008	2009	2010	2011	2012	2013	
AU GORD	22,21	18,73	20,26	11,68	9,31	13,30	12,23	20,31		AHO BRU
LEG ZOR	8,83	8,43	6,90	7,52	12,97	11,52	11,43	10,32	9,52	NIV END
AU GARB	13,38	10,29	13,36	4,16	-3,67	1,78	0,80	9,99		AHO NET
ZOR MUG	60,25	54,96	65,94	35,61	0,00	13,42	6,53	49,20	48,38	MAR END
ZOR BIZ	54,04	42,78	33,74	38,67	91,89	77,47	73,72	62,50	53,90	DEU VIV
LANGILE	19,73	20,17	19,62	23,09	23,93	23,32	22,78	21,34		PERSONA
AZPIKON	29,63	35,04	33,56	38,67	41,95	40,17	42,24	37,47		SUBCONT
DIRULAG	4,85	5,54	5,75	5,62	7,38	6,58	6,69	6,05		SUBVENC
FUNTZIO	72,93	75,71	73,99	82,70	83,31	80,12	81,08	73,64		FUNCION
INB G L	54,71	355,21	33,06	399,25	848,81	-233,37	168,73	67,02		INV N A
INB G G	208,30	511,81	245,19	499,56	1.070,72	71,38	222,91	93,34		INV N T
INB M L	3,79	17,53	2,09	21,49	36,50	-16,34	11,22	5,10		N INV A
INB M G	14,43	25,27	15,47	26,89	46,05	5,00	14,83	7,10		N INV T
K T MEN	73,73	30,59	86,52	20,08	20,72	426,92	24,31	28,20		DEP T K
MAI MEN	44,30	0,00	0,00	40,52	78,78	0,00	0,00	35,80		DEP PRE
PRE FIS	506,64	561,63	596,75	567,30	484,66	495,72	504,71	509,78		PRE FIS
ORDENAN	59,03	60,53	61,82	61,42	63,56	59,89	60,98	64,30	61,68	ORDENAN
Z AHALM	54,98	56,22	56,46	55,55	55,11	55,41	65,23	65,26	67,89	CAP FIS
T A MEN	55,52	53,78	54,76	54,43	52,10	57,90	55,43	56,26		DEP T C
APART S	5,85	4,62	5,19	5,29	3,84	6,60	4,63	3,31		ING EXT
KOB MAI	98,16	96,61	96,70	93,22	95,84	96,51	95,31	93,08	94,37	NIV COB
GODG	46,22	27,29	21,50	14,00	15,73	12,36	-3,53	4,84		RTGG
LIKIDEZ	11,46	21,24	10,17	11,55	7,72	27,56	21,70	34,57		LIQUIDE

AURREZKI GARBIA
AHORRO NETO

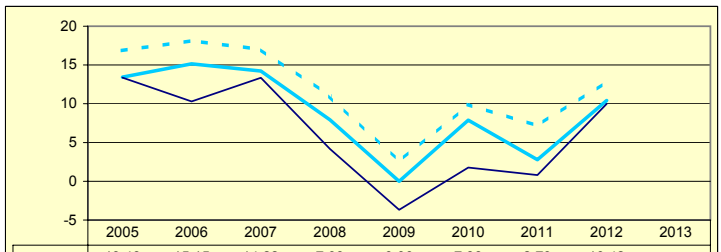

	2005	2006	2007	2008	2009	2010	2011	2012	2013
Gipuzkoa	13,43	15,15	14,22	7,93	0,00	7,88	2,79	10,42	
Multzoa	16,87	18,12	17,01	10,97	2,49	9,90	7,13	12,88	
Udala	13,38	10,29	13,36	4,16	-3,67	1,78	0,80	9,99	

LEGEZKO ZORPETZE-MAILA
NIVEL DE ENDEUDAMIENTO LEGAL

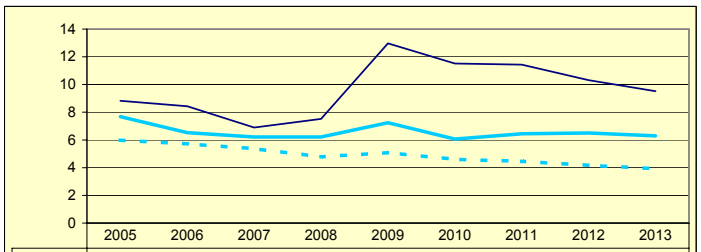

	2005	2006	2007	2008	2009	2010	2011	2012	2013
Gipuzkoa	7,68	6,53	6,22	6,22	7,24	6,07	6,44	6,50	6,29
Multzoa	5,98	5,72	5,37	4,78	5,08	4,60	4,46	4,17	3,93
Udala	8,83	8,43	6,90	7,52	12,97	11,52	11,43	10,32	9,52

ZOR BIZIA
DEUDA VIVA

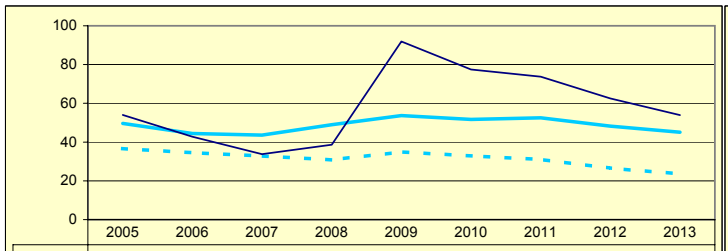

	2005	2006	2007	2008	2009	2010	2011	2012	2013
Gipuzkoa	49,65	44,43	43,59	48,96	53,71	51,71	52,52	48,25	45,09
Multzoa	36,63	34,48	32,86	30,76	34,89	32,88	31,01	26,49	23,65
Udala	54,04	42,78	33,74	38,67	91,89	77,47	73,72	62,50	53,90

INBERTSIO GARBIAK, GUZTIRA
INVERSIONES NETAS TOTALES

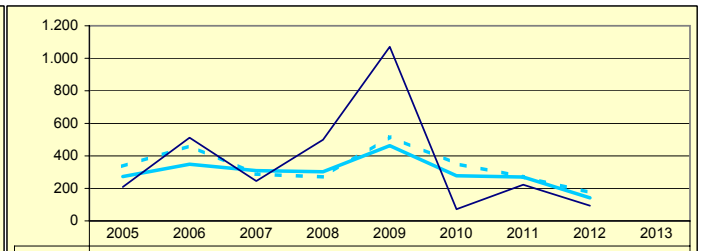

	2005	2006	2007	2008	2009	2010	2011	2012	2013
Gipuzkoa	272,34	348,41	309,34	302,50	462,68	277,65	269,39	142,22	
Multzoa	335,80	461,57	287,20	270,43	517,42	351,92	270,62	174,23	
Udala	208,30	511,81	245,19	499,56	1.070,72	71,38	222,91	93,34	

ORDENANTZAK
ORDENANZAS

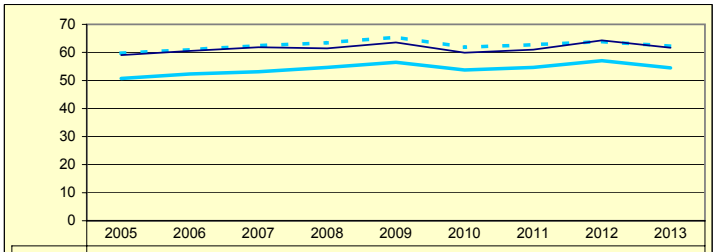

	2005	2006	2007	2008	2009	2010	2011	2012	2013
Gipuzkoa	50,71	52,30	53,14	54,67	56,48	53,72	54,67	57,06	54,50
Multzoa	59,75	60,96	62,41	63,44	65,46	61,86	62,77	63,85	62,25
Udala	59,03	60,53	61,82	61,42	63,56	59,89	60,98	64,30	61,68

ZERGA AHALMENA
CAPACIDAD FISCAL

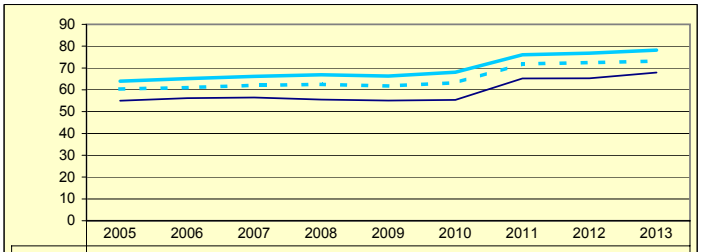

	2005	2006	2007	2008	2009	2010	2011	2012	2013
Gipuzkoa	63,97	65,12	66,14	66,92	66,29	68,08	76,07	76,80	78,21
Multzoa	60,34	61,02	62,08	62,49	61,76	63,25	71,87	72,49	73,18
Udala	54,98	56,22	56,46	55,55	55,11	55,41	65,23	65,26	67,89

Udala — Multzoa — Gipuzkoa

AZPEITIA

Biztanleak: 14.509 habitantes

	2005	2006	2007	2008	2009	2010	2011	2012	2013	
AU GORD	29,16	30,81	35,37	25,74	22,40	21,25	19,55	30,03		AHO BRU
LEG ZOR	4,71	4,31	5,46	6,05	5,49	4,78	5,21	5,78	4,61	NIV END
AU GARB	24,44	26,49	29,90	19,69	16,91	16,47	14,34	24,24		AHO NET
ZOR MUG	83,83	85,99	84,56	76,51	75,48	77,51	73,36	80,75	79,56	MAR END
ZOR BIZ	42,18	35,38	48,52	49,85	47,18	41,40	38,68	34,51	31,64	DEU VIV
LANGILE	29,81	28,35	26,69	29,58	31,38	32,29	32,36	28,42		PERSONA
AZPIKON	11,03	10,71	10,50	12,26	13,31	13,54	14,84	15,40		SUBCONT
DIRULAG	6,12	4,59	4,44	6,19	6,84	6,32	5,94	6,00		SUBVENC
FUNTZIO	64,71	64,59	60,19	68,07	70,76	72,44	74,51	63,97		FUNCION
INB G L	379,15	303,56	449,98	455,36	230,94	150,00	276,19	116,28		INV N A
INB G G	458,07	337,85	547,96	668,82	497,24	418,34	414,94	158,49		INV N T
INB M L	28,18	22,49	26,89	26,33	14,43	9,17	17,66	9,73		N INV A
INB M G	34,04	25,03	32,74	38,68	31,06	25,58	26,54	13,26		N INV T
K T MEN	17,22	10,14	17,88	31,92	53,56	64,14	33,44	26,63		DEP T K
MAI MEN	0,00	31,87	0,00	57,72	27,34	0,00	0,00	0,00		DEP PRE
PRE FIS	526,50	561,68	708,76	622,81	644,62	625,14	650,52	564,56		PRE FIS
ORDENAN	64,38	65,91	67,68	68,24	70,67	66,92	67,67	68,92	67,35	ORDENAN
Z AHALM	70,50	68,67	72,03	71,94	70,60	71,75	79,59	79,43	81,92	CAP FIS
T A MEN	51,49	52,76	48,29	49,51	45,74	48,96	44,82	48,05		DEP T C
APART S	5,54	6,22	13,74	5,53	5,24	3,92	4,63	3,15		ING EXT
KOB MAI	94,78	95,26	95,22	91,11	93,10	95,71	95,28	93,65	89,28	NIV COB
GODG	17,52	29,51	22,32	39,46	40,77	43,52	33,25	41,71		RTGG
LIKIDEZ	20,76	12,21	17,36	16,61	28,33	55,44	50,33	119,75		LIQUIDE

AURREZKI GARBIA
AHORRO NETO

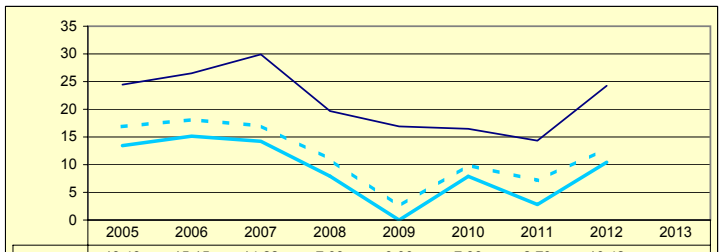

	2005	2006	2007	2008	2009	2010	2011	2012	2013
Gipuzkoa	13,43	15,15	14,22	7,93	0,00	7,88	2,79	10,42	
Multzoa	16,87	18,12	17,01	10,97	2,49	9,90	7,13	12,88	
Udala	24,44	26,49	29,90	19,69	16,91	16,47	14,34	24,24	

LEGEZKO ZORPETZE-MAILA
NIVEL DE ENDEUDAMIENTO LEGAL

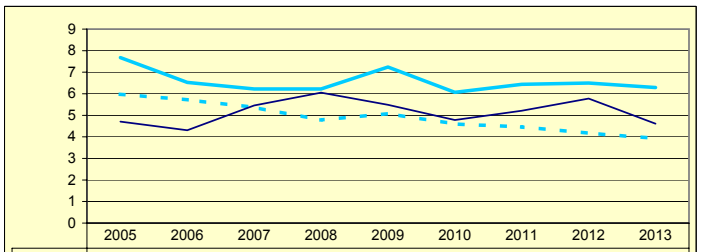

	2005	2006	2007	2008	2009	2010	2011	2012	2013
Gipuzkoa	7,68	6,53	6,22	6,22	7,24	6,07	6,44	6,50	6,29
Multzoa	5,98	5,72	5,37	4,78	5,08	4,60	4,46	4,17	3,93
Udala	4,71	4,31	5,46	6,05	5,49	4,78	5,21	5,78	4,61

ZOR BIZIA
DEUDA VIVA

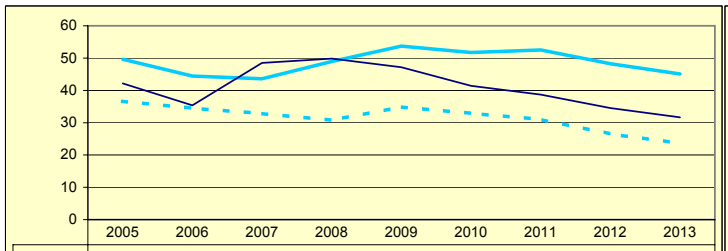

	2005	2006	2007	2008	2009	2010	2011	2012	2013
Gipuzkoa	49,65	44,43	43,59	48,96	53,71	51,71	52,52	48,25	45,09
Multzoa	36,63	34,48	32,86	30,76	34,89	32,88	31,01	26,49	23,65
Udala	42,18	35,38	48,52	49,85	47,18	41,40	38,68	34,51	31,64

INBERTSIO GARBIAK, GUZTIRA
INVERSIONES NETAS TOTALES

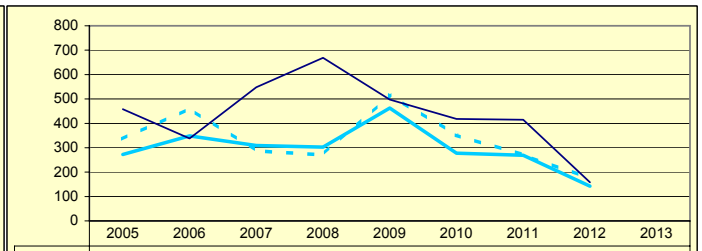

	2005	2006	2007	2008	2009	2010	2011	2012	2013
Gipuzkoa	272,34	348,41	309,34	302,50	462,68	277,65	269,39	142,22	
Multzoa	335,80	461,57	287,20	270,43	517,42	351,92	270,62	174,23	
Udala	458,07	337,85	547,96	668,82	497,24	418,34	414,94	158,49	

ORDENANTZAK
ORDENANZAS

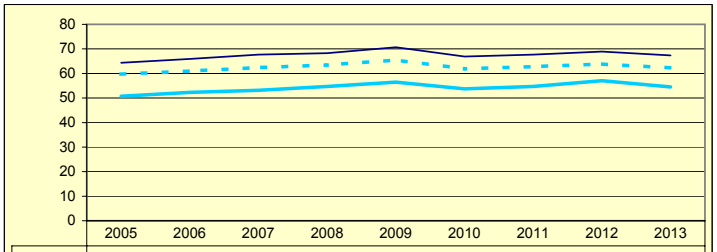

	2005	2006	2007	2008	2009	2010	2011	2012	2013
Gipuzkoa	50,71	52,30	53,14	54,67	56,48	53,72	54,67	57,06	54,50
Multzoa	59,75	60,96	62,41	63,44	65,46	61,86	62,77	63,85	62,25
Udala	64,38	65,91	67,68	68,24	70,67	66,92	67,67	68,92	67,35

ZERGA AHALMENA
CAPACIDAD FISCAL

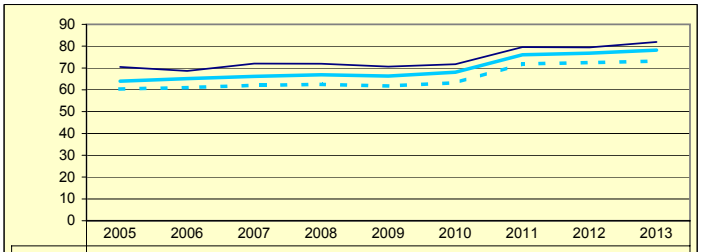

	2005	2006	2007	2008	2009	2010	2011	2012	2013
Gipuzkoa	63,97	65,12	66,14	66,92	66,29	68,08	76,07	76,80	78,21
Multzoa	60,34	61,02	62,08	62,49	61,76	63,25	71,87	72,49	73,18
Udala	70,50	68,67	72,03	71,94	70,60	71,75	79,59	79,43	81,92

Udala — Multzoa — Gipuzkoa

BEASAIN

Biztanleak: 13.792 habitantes

	2005	2006	2007	2008	2009	2010	2011	2012	2013	
AU GORD	32,38	31,32	34,30	29,55	20,75	26,41	22,20	28,52		AHO BRU
LEG ZOR	7,31	7,08	7,17	6,36	5,18	5,26	5,34	4,01	3,44	NIV END
AU GARB	25,07	24,23	27,13	23,19	15,57	21,15	16,86	24,51		AHO NET
ZOR MUG	77,40	77,36	79,09	78,47	75,02	80,07	75,94	85,94	89,05	MAR END
ZOR BIZ	65,66	63,81	57,74	53,94	51,78	58,88	59,29	39,93	33,34	DEU VIV
LANGILE	26,21	27,43	26,35	28,21	31,76	29,20	29,79	25,85		PERSONA
AZPIKON	16,76	15,93	13,31	15,41	18,83	18,37	19,84	19,90		SUBCONT
DIRULAG	7,71	8,68	7,79	7,81	7,73	7,65	7,88	7,11		SUBVENC
FUNTZIO	59,89	59,99	57,91	62,64	71,53	65,94	69,92	64,37		FUNCION
INB G L	478,47	479,11	214,67	202,08	433,40	118,98	119,20	211,19		INV N A
INB G G	567,82	552,24	287,23	252,94	678,39	310,87	204,57	221,56		INV N T
INB M L	35,44	35,69	19,20	18,17	26,73	8,32	10,19	19,44		N INV A
INB M G	42,06	41,13	25,69	22,74	41,84	21,73	17,48	20,39		N INV T
K T MEN	15,73	13,24	25,26	20,11	36,11	61,73	41,73	4,68		DEP T K
MAI MEN	39,00	60,68	0,00	28,24	19,43	2,60	0,00	0,00		DEP PRE
PRE FIS	412,71	384,01	381,39	405,87	404,46	394,00	391,92	398,56		PRE FIS
ORDENAN	58,65	60,06	61,94	62,31	63,03	59,45	59,45	59,45	57,42	ORDENAN
Z AHALM	61,25	61,81	60,82	58,61	58,56	59,36	67,56	68,58	71,96	CAP FIS
T A MEN	54,37	60,26	62,14	59,67	56,78	60,77	56,77	58,65		DEP T C
APART S	7,21	6,86	8,21	8,18	9,35	4,94	5,68	4,84		ING EXT
KOB MAI	95,22	96,33	96,60	97,00	97,12	95,02	94,80	95,62	94,99	NIV COB
GODG	31,05	47,59	49,13	61,74	47,25	48,33	42,90	35,22		RTGG
LIKIDEZ	15,35	2,75	5,74	16,95	57,27	25,72	35,53	62,93		LIQUIDE

AURREZKI GARBIA
AHORRO NETO

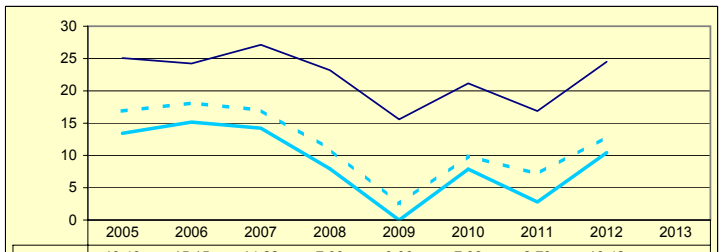

	2005	2006	2007	2008	2009	2010	2011	2012	2013
Gipuzkoa	13,43	15,15	14,22	7,93	0,00	7,88	2,79	10,42	
Multzoa	16,87	18,12	17,01	10,97	2,49	9,90	7,13	12,88	
Udala	25,07	24,23	27,13	23,19	15,57	21,15	16,86	24,51	

LEGEZKO ZORPETZE-MAILA
NIVEL DE ENDEUDAMIENTO LEGAL

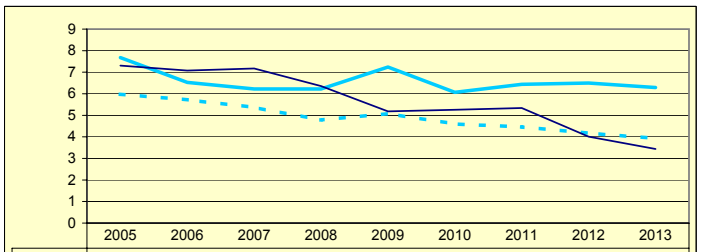

	2005	2006	2007	2008	2009	2010	2011	2012	2013
Gipuzkoa	7,68	6,53	6,22	6,22	7,24	6,07	6,44	6,50	6,29
Multzoa	5,98	5,72	5,37	4,78	5,08	4,60	4,46	4,17	3,93
Udala	7,31	7,08	7,17	6,36	5,18	5,26	5,34	4,01	3,44

ZOR BIZIA
DEUDA VIVA

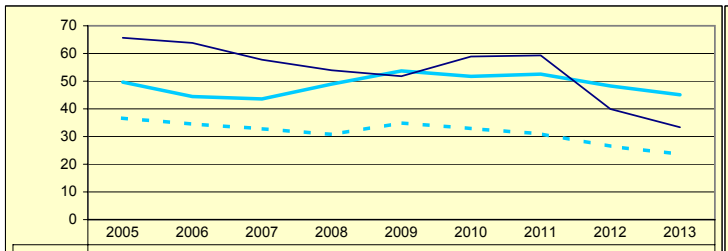

	2005	2006	2007	2008	2009	2010	2011	2012	2013
Gipuzkoa	49,65	44,43	43,59	48,96	53,71	51,71	52,52	48,25	45,09
Multzoa	36,63	34,48	32,86	30,76	34,89	32,88	31,01	26,49	23,65
Udala	65,66	63,81	57,74	53,94	51,78	58,88	59,29	39,93	33,34

INBERTSIO GARBIAK, GUZTIRA
INVERSIONES NETAS TOTALES

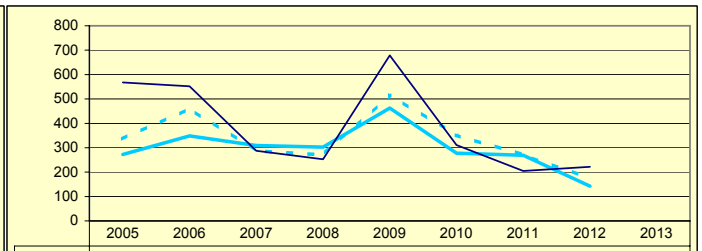

	2005	2006	2007	2008	2009	2010	2011	2012	2013
Gipuzkoa	272,34	348,41	309,34	302,50	462,68	277,65	269,39	142,22	
Multzoa	335,80	461,57	287,20	270,43	517,42	351,92	270,62	174,23	
Udala	567,82	552,24	287,23	252,94	678,39	310,87	204,57	221,56	

ORDENANTZAK
ORDENANZAS

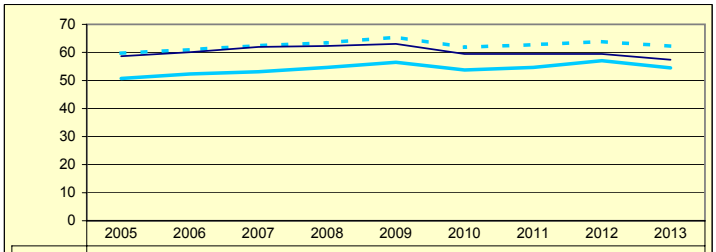

	2005	2006	2007	2008	2009	2010	2011	2012	2013
Gipuzkoa	50,71	52,30	53,14	54,67	56,48	53,72	54,67	57,06	54,50
Multzoa	59,75	60,96	62,41	63,44	65,46	61,86	62,77	63,85	62,25
Udala	58,65	60,06	61,94	62,31	63,03	59,45	59,45	59,45	57,42

ZERGA AHALMENA
CAPACIDAD FISCAL

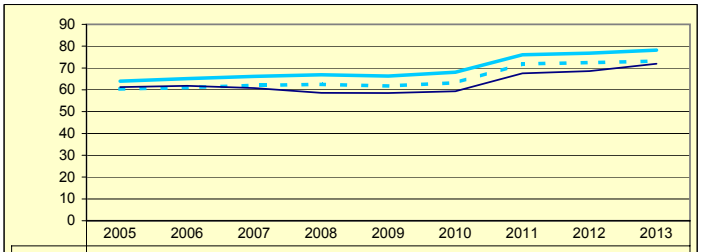

	2005	2006	2007	2008	2009	2010	2011	2012	2013
Gipuzkoa	63,97	65,12	66,14	66,92	66,29	68,08	76,07	76,80	78,21
Multzoa	60,34	61,02	62,08	62,49	61,76	63,25	71,87	72,49	73,18
Udala	61,25	61,81	60,82	58,61	58,56	59,36	67,56	68,58	71,96

Udala — Multzoa — Gipuzkoa

BEIZAMA

Biztanleak: 170 habitantes

	2005	2006	2007	2008	2009	2010	2011	2012	2013	
AU GORD	36,53	51,18	-7,42	24,17	5,65	8,96	2,95	29,47		AHO BRU
LEG ZOR	0,00	0,00	0,00	0,00	0,00	2,51	6,05	4,74	5,10	NIV END
AU GARB	36,53	51,18	-7,42	24,17	5,65	6,45	-3,11	24,73		AHO NET
ZOR MUG	100,00	100,00	0,00	100,00	100,00	72,02	0,00	83,92	79,42	MAR END
ZOR BIZ	0,00	0,00	0,00	0,00	0,00	28,26	56,72	42,71	44,81	DEU VIV
LANGILE	17,97	10,65	29,53	27,38	33,98	26,89	33,53	24,48		PERSONA
AZPIKON	4,32	8,06	27,39	14,55	21,97	23,44	31,00	22,43		SUBCONT
DIRULAG	0,46	1,13	0,25	0,38	1,29	1,55	4,52	0,76		SUBVENC
FUNTZIO	62,99	47,68	107,17	75,44	93,06	89,50	92,53	69,77		FUNCION
INB G L	146,21	587,39	-1.708,03	1.838,70	827,37	446,36	150,05	197,41		INV N A
INB G G	146,21	1.518,42	-356,47	2.404,72	3.156,87	1.278,62	1.833,32	314,65		INV N T
INB M L	6,11	21,93	-82,88	45,41	16,81	12,45	4,46	10,71		N INV A
INB M G	6,11	56,71	-17,30	59,39	64,13	35,67	54,45	17,06		N INV T
K T MEN	0,00	61,31	-379,15	23,54	73,79	65,09	91,82	37,26		DEP T K
MAI MEN	0,00	0,00	0,00	0,00	9,65	38,26	18,79	0,00		DEP PRE
PRE FIS	25,53	0,20	56,35	313,44	136,88	218,79	162,48	229,86		PRE FIS
ORDENAN	18,60	18,60	24,61	26,06	26,33	24,48	31,70	32,19	31,87	ORDENAN
Z AHALM	78,95	80,08	77,80	80,13	78,41	79,63	89,44	90,19	96,63	CAP FIS
T A MEN	84,29	57,91	83,93	55,84	54,36	73,92	79,32	84,43		DEP T C
APART S	10,83	40,88	1,94	6,97	37,01	14,64	8,52	3,56		ING EXT
KOB MAI	94,32	91,56	88,82	94,45	93,20	92,51	90,67	87,92	79,17	NIV COB
GODG	20,16	14,58	110,94	8,78	9,72	1,58	0,25	4,54		RTGG
LIKIDEZ	4,48	0,76	8,78	8,39	2,49	3,67	1,25	2,54		LIQUIDE

AURREZKI GARBIA
AHORRO NETO

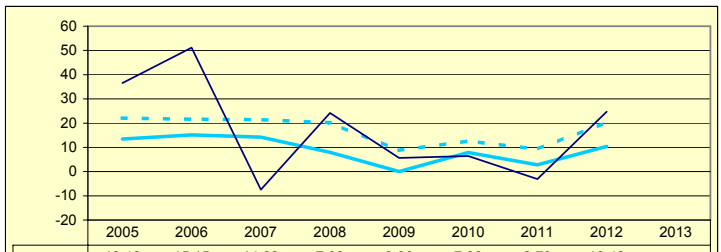

	2005	2006	2007	2008	2009	2010	2011	2012	2013
Gipuzkoa	13,43	15,15	14,22	7,93	0,00	7,88	2,79	10,42	
Multzoa	22,08	21,64	21,40	20,19	8,72	12,63	9,22	20,46	
Udala	36,53	51,18	-7,42	24,17	5,65	6,45	-3,11	24,73	

LEGEZKO ZORPETZE-MAILA
NIVEL DE ENDEUDAMIENTO LEGAL

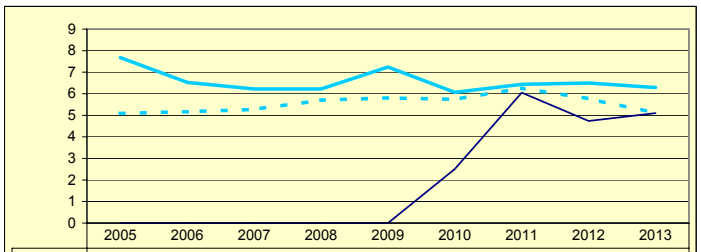

	2005	2006	2007	2008	2009	2010	2011	2012	2013
Gipuzkoa	7,68	6,53	6,22	6,22	7,24	6,07	6,44	6,50	6,29
Multzoa	5,09	5,17	5,27	5,70	5,81	5,74	6,26	5,77	5,11
Udala	0,00	0,00	0,00	0,00	0,00	2,51	6,05	4,74	5,10

ZOR BIZIA
DEUDA VIVA

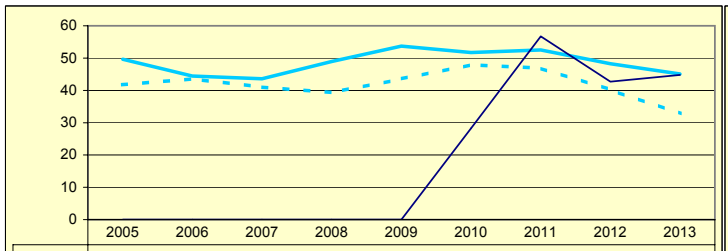

	2005	2006	2007	2008	2009	2010	2011	2012	2013
Gipuzkoa	49,65	44,43	43,59	48,96	53,71	51,71	52,52	48,25	45,09
Multzoa	41,76	43,57	41,02	39,33	43,53	47,93	46,86	40,17	32,83
Udala	0,00	0,00	0,00	0,00	0,00	28,26	56,72	42,71	44,81

INBERTSIO GARBIAK, GUZTIRA
INVERSIONES NETAS TOTALES

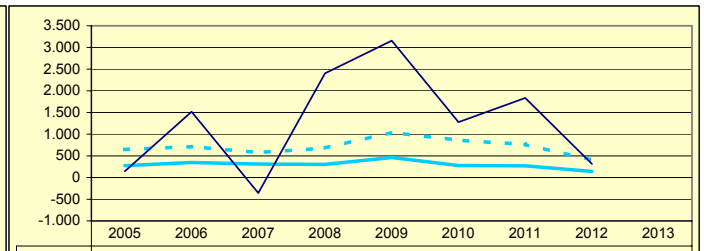

	2005	2006	2007	2008	2009	2010	2011	2012	2013
Gipuzkoa	272,34	348,41	309,34	302,50	462,68	277,65	269,39	142,22	
Multzoa	645,72	714,07	575,01	680,40	1.040,56	858,91	763,52	402,09	
Udala	146,21	1.518,42	-356,47	2.404,72	3.156,87	1.278,62	1.833,32	314,65	

ORDENANTZAK
ORDENANZAS

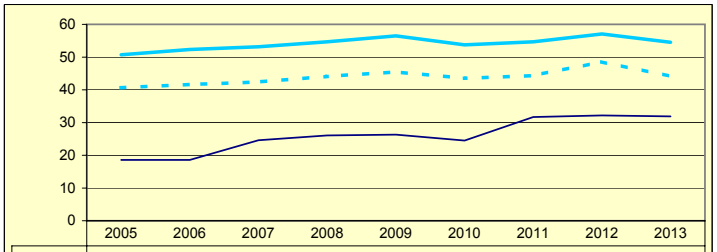

	2005	2006	2007	2008	2009	2010	2011	2012	2013
Gipuzkoa	50,71	52,30	53,14	54,67	56,48	53,72	54,67	57,06	54,50
Multzoa	40,63	41,61	42,40	44,10	45,50	43,50	44,35	48,56	44,12
Udala	18,60	18,60	24,61	26,06	26,33	24,48	31,70	32,19	31,87

ZERGA AHALMENA
CAPACIDAD FISCAL

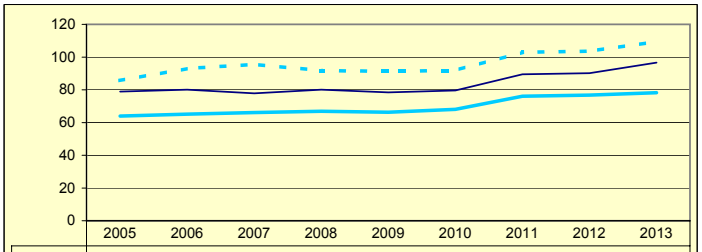

	2005	2006	2007	2008	2009	2010	2011	2012	2013
Gipuzkoa	63,97	65,12	66,14	66,92	66,29	68,08	76,07	76,80	78,21
Multzoa	85,64	93,05	95,58	91,73	91,38	91,85	102,94	103,61	109,57
Udala	78,95	80,08	77,80	80,13	78,41	79,63	89,44	90,19	96,63

Udala — Multzoa — Gipuzkoa

BELAUNTZA

Biztanleak: 269 habitantes

	2005	2006	2007	2008	2009	2010	2011	2012	2013	
AU GORD	-7,91	25,01	23,74	33,85	15,57	22,93	10,89	21,53		AHO BRU
LEG ZOR	6,50	5,24	6,08	5,89	5,89	4,53	4,88	4,63	4,48	NIV END
AU GARB	-14,41	19,77	17,65	27,96	9,68	18,40	6,00	16,89		AHO NET
ZOR MUG	0,00	79,03	74,37	82,61	62,18	80,24	55,16	78,48	78,20	MAR END
ZOR BIZ	60,07	45,42	46,75	39,50	37,66	35,03	36,11	29,55	25,48	DEU VIV
LANGILE	48,48	41,76	39,07	28,80	35,23	40,07	42,58	35,99		PERSONA
AZPIKON	13,15	6,79	6,88	4,06	4,91	5,49	6,99	6,03		SUBCONT
DIRULAG	1,71	1,29	1,67	1,34	1,12	1,22	1,29	0,81		SUBVENC
FUNTZIO	106,20	73,68	74,59	64,82	83,31	75,85	87,83	77,67		FUNCION
INB G L	230,50	250,59	205,17	117,55	202,50	369,23	49,58	47,03		INV N A
INB G G	381,16	503,83	407,88	151,45	625,42	1.705,84	806,36	388,37		INV N T
INB M L	13,74	15,73	14,29	10,73	11,05	13,21	2,56	3,17		N INV A
INB M G	22,73	31,63	28,41	13,82	34,13	61,03	41,56	26,14		N INV T
K T MEN	39,52	50,26	49,70	22,38	67,62	78,35	93,85	87,89		DEP T K
MAI MEN	49,16	0,00	46,80	0,00	0,00	0,00	0,00	0,00		DEP PRE
PRE FIS	322,42	565,70	426,15	367,76	384,94	413,32	358,06	386,31		PRE FIS
ORDENAN	42,51	45,83	46,15	46,47	46,92	44,48	44,59	44,87	41,96	ORDENAN
Z AHALM	116,34	105,12	113,79	98,67	119,87	119,38	130,30	133,20	140,00	CAP FIS
T A MEN	70,25	57,80	64,45	68,42	65,62	66,10	65,75	66,24		DEP T C
APART S	3,49	12,50	6,15	6,61	4,55	6,56	2,49	3,85		ING EXT
KOB MAI	86,62	78,60	80,77	92,49	86,11	86,56	84,74	84,25	83,12	NIV COB
GODG	6,42	9,08	28,61	46,77	44,21	29,13	28,48	34,74		RTGG
LIKIDEZ	4,94	2,38	16,50	25,56	20,35	4,90	9,05	7,46		LIQUIDE

AURREZKI GARBIA
AHORRO NETO

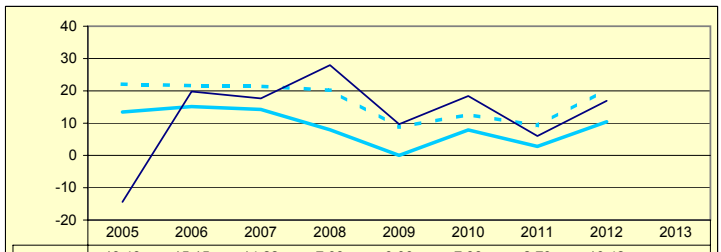

	2005	2006	2007	2008	2009	2010	2011	2012	2013
Gipuzkoa	13,43	15,15	14,22	7,93	0,00	7,88	2,79	10,42	
Multzoa	22,08	21,64	21,40	20,19	8,72	12,63	9,22	20,46	
Udala	-14,41	19,77	17,65	27,96	9,68	18,40	6,00	16,89	

LEGEZKO ZORPETZE-MAILA
NIVEL DE ENDEUDAMIENTO LEGAL

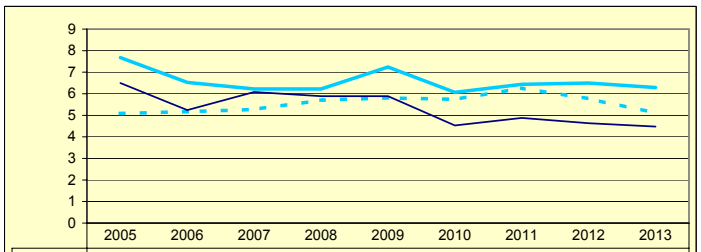

	2005	2006	2007	2008	2009	2010	2011	2012	2013
Gipuzkoa	7,68	6,53	6,22	6,22	7,24	6,07	6,44	6,50	6,29
Multzoa	5,09	5,17	5,27	5,70	5,81	5,74	6,26	5,77	5,11
Udala	6,50	5,24	6,08	5,89	5,89	4,53	4,88	4,63	4,48

ZOR BIZIA
DEUDA VIVA

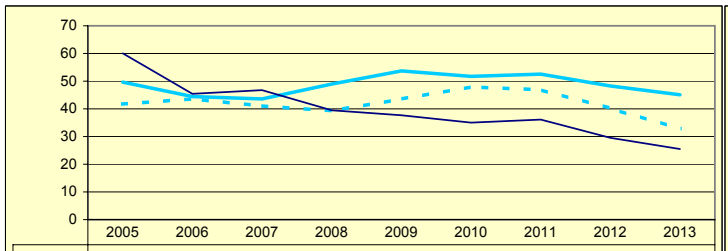

	2005	2006	2007	2008	2009	2010	2011	2012	2013
Gipuzkoa	49,65	44,43	43,59	48,96	53,71	51,71	52,52	48,25	45,09
Multzoa	41,76	43,57	41,02	39,33	43,53	47,93	46,86	40,17	32,83
Udala	60,07	45,42	46,75	39,50	37,66	35,03	36,11	29,55	25,48

INBERTSIO GARBIAK, GUZTIRA
INVERSIONES NETAS TOTALES

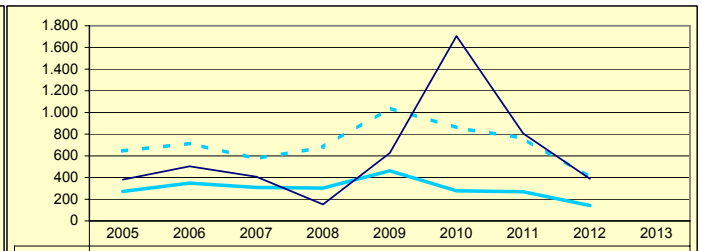

	2005	2006	2007	2008	2009	2010	2011	2012	2013
Gipuzkoa	272,34	348,41	309,34	302,50	462,68	277,65	269,39	142,22	
Multzoa	645,72	714,07	575,01	680,40	1.040,56	858,91	763,52	402,09	
Udala	381,16	503,83	407,88	151,45	625,42	1.705,84	806,36	388,37	

ORDENANTZAK
ORDENANZAS

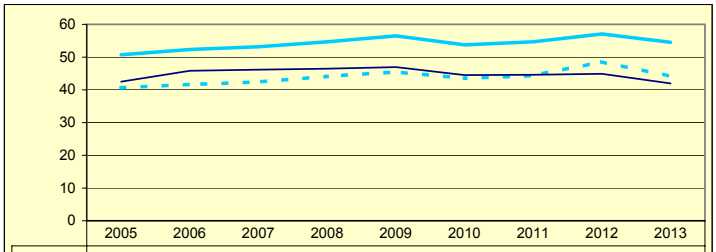

	2005	2006	2007	2008	2009	2010	2011	2012	2013
Gipuzkoa	50,71	52,30	53,14	54,67	56,48	53,72	54,67	57,06	54,50
Multzoa	40,63	41,61	42,40	44,10	45,50	43,50	44,35	48,56	44,12
Udala	42,51	45,83	46,15	46,47	46,92	44,48	44,59	44,87	41,96

ZERGA AHALMENA
CAPACIDAD FISCAL

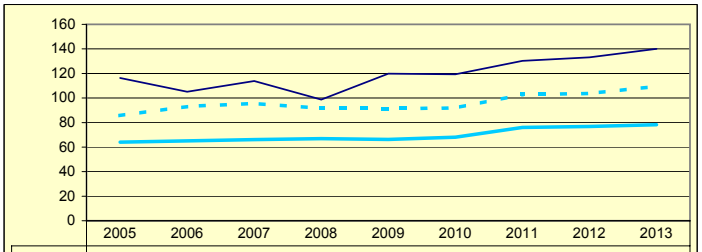

	2005	2006	2007	2008	2009	2010	2011	2012	2013
Gipuzkoa	63,97	65,12	66,14	66,92	66,29	68,08	76,07	76,80	78,21
Multzoa	85,64	93,05	95,58	91,73	91,38	91,85	102,94	103,61	109,57
Udala	116,34	105,12	113,79	98,67	119,87	119,38	130,30	133,20	140,00

Udala — Multzoa — Gipuzkoa

BERASTEGI

Biztanleak: 1.067 habitantes

	2005	2006	2007	2008	2009	2010	2011	2012	2013	
AU GORD	39,56	40,60	29,70	41,67	17,75	14,91	-17,99	24,61		AHO BRU
LEG ZOR	2,00	1,91	1,58	1,30	1,61	1,43	12,59	9,09	7,72	NIV END
AU GARB	37,55	38,69	28,12	40,37	16,14	13,49	-30,58	15,52		AHO NET
ZOR MUG	94,92	95,29	94,69	96,89	90,95	90,44	0,00	63,08	78,99	MAR END
ZOR BIZ	16,04	13,53	9,43	6,55	7,31	5,57	129,17	85,06	71,44	DEU VIV
LANGILE	20,23	19,62	17,64	16,06	19,36	22,44	29,76	23,59		PERSONA
AZPIKON	5,16	5,65	7,89	10,92	16,53	13,30	20,10	17,41		SUBCONT
DIRULAG	1,68	2,22	1,93	1,43	1,99	3,17	6,42	1,23		SUBVENC
FUNTZIO	58,75	57,16	68,38	56,91	80,27	81,91	111,57	74,16		FUNCION
INB G L	508,09	-736,10	1.175,16	387,01	281,86	202,71	926,62	108,61		INV N A
INB G G	870,82	-597,08	1.234,37	481,65	613,19	473,84	987,15	208,57		INV N T
INB M L	36,26	-109,37	57,72	30,24	19,02	14,88	48,24	9,54		N INV A
INB M G	62,14	-88,72	60,63	37,64	41,37	34,78	51,40	18,31		N INV T
K T MEN	41,65	-23,28	4,80	19,65	54,03	57,22	6,13	47,93		DEP T K
MAI MEN	0,00	0,00	0,00	0,00	0,00	0,00	104,54	0,00		DEP PRE
PRE FIS	259,33	251,26	398,80	462,51	252,78	342,24	242,01	394,65		PRE FIS
ORDENAN	30,16	32,64	32,64	32,64	40,12	37,86	37,86	42,15	41,94	ORDENAN
Z AHALM	80,17	80,39	82,11	80,01	79,55	80,49	89,24	89,52	98,68	CAP FIS
T A MEN	68,36	67,08	53,85	62,17	71,24	63,52	63,52	59,44		DEP T C
APART S	8,76	5,51	5,34	2,78	3,08	12,12	1,25	4,14		ING EXT
KOB MAI	97,48	95,15	96,85	96,90	97,06	96,97	96,35	97,21	97,28	NIV COB
GODG	28,77	27,30	25,99	32,04	33,63	22,36	21,08	16,34		RTGG
LIKIDEZ	3,71	17,83	33,96	38,77	18,17	8,51	2,66	12,74		LIQUIDE

AURREZKI GARBIA
AHORRO NETO

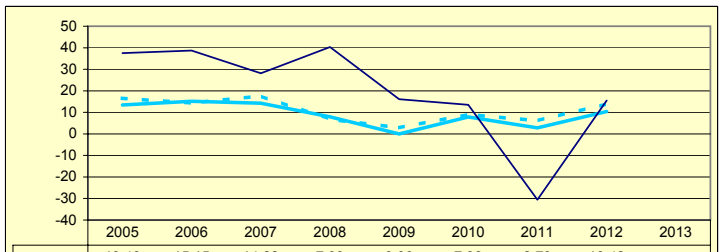

	2005	2006	2007	2008	2009	2010	2011	2012	2013
Gipuzkoa	13,43	15,15	14,22	7,93	0,00	7,88	2,79	10,42	
Multzoa	16,56	14,36	17,56	6,83	2,83	9,08	6,08	13,93	
Udala	37,55	38,69	28,12	40,37	16,14	13,49	-30,58	15,52	

LEGEZKO ZORPETZE-MAILA
NIVEL DE ENDEUDAMIENTO LEGAL

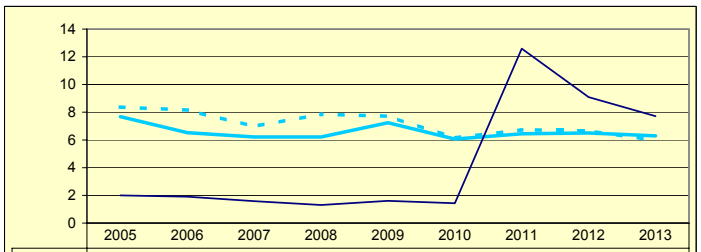

	2005	2006	2007	2008	2009	2010	2011	2012	2013
Gipuzkoa	7,68	6,53	6,22	6,22	7,24	6,07	6,44	6,50	6,29
Multzoa	8,38	8,15	6,98	7,86	7,72	6,15	6,73	6,65	5,97
Udala	2,00	1,91	1,58	1,30	1,61	1,43	12,59	9,09	7,72

ZOR BIZIA
DEUDA VIVA

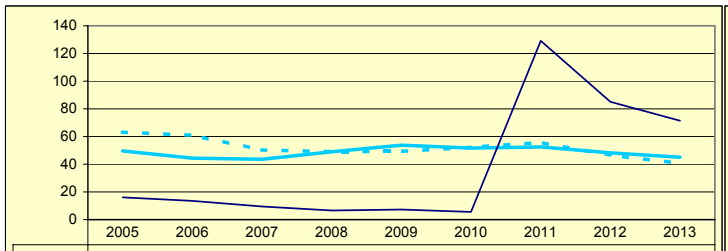

	2005	2006	2007	2008	2009	2010	2011	2012	2013
Gipuzkoa	49,65	44,43	43,59	48,96	53,71	51,71	52,52	48,25	45,09
Multzoa	63,12	60,90	50,27	49,14	49,27	52,27	55,68	46,53	40,64
Udala	16,04	13,53	9,43	6,55	7,31	5,57	129,17	85,06	71,44

INBERTSIO GARBIAK, GUZTIRA
INVERSIONES NETAS TOTALES

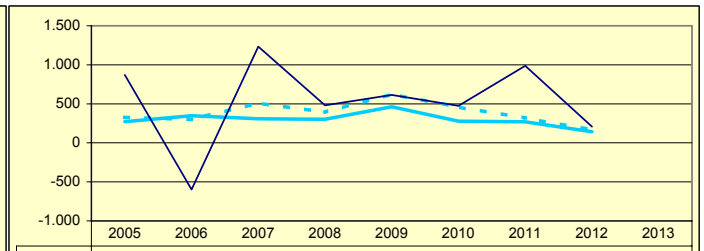

	2005	2006	2007	2008	2009	2010	2011	2012	2013
Gipuzkoa	272,34	348,41	309,34	302,50	462,68	277,65	269,39	142,22	
Multzoa	327,69	300,32	510,07	393,05	624,98	459,14	318,97	164,37	
Udala	870,82	-597,08	1.234,37	481,65	613,19	473,84	987,15	208,57	

ORDENANTZAK
ORDENANZAS

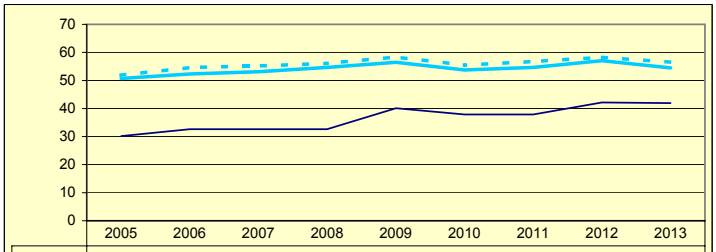

	2005	2006	2007	2008	2009	2010	2011	2012	2013
Gipuzkoa	50,71	52,30	53,14	54,67	56,48	53,72	54,67	57,06	54,50
Multzoa	51,86	54,60	55,14	56,08	58,34	55,43	56,76	58,26	56,54
Udala	30,16	32,64	32,64	32,64	40,12	37,86	37,86	42,15	41,94

ZERGA AHALMENA
CAPACIDAD FISCAL

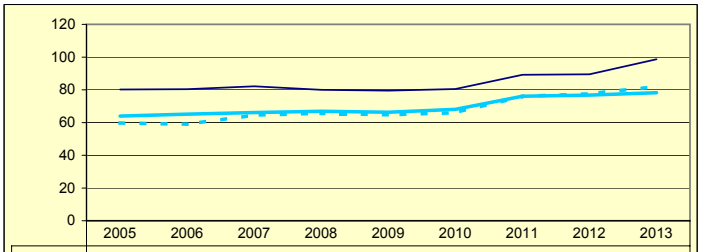

	2005	2006	2007	2008	2009	2010	2011	2012	2013
Gipuzkoa	63,97	65,12	66,14	66,92	66,29	68,08	76,07	76,80	78,21
Multzoa	59,80	59,00	64,59	65,67	64,73	66,04	75,98	77,60	82,08
Udala	80,17	80,39	82,11	80,01	79,55	80,49	89,24	89,52	98,68

Udala — Multzoa — Gipuzkoa

BERROBI

Biztanleak: 564 habitantes

	2005	2006	2007	2008	2009	2010	2011	2012	2013	
AU GORD	20,83	5,90	10,18	24,17	20,20	-9,50	-11,13	22,69		AHO BRU
LEG ZOR	5,87	12,45	12,34	10,26	10,02	5,83	12,21	7,73	7,20	NIV END
AU GARB	14,95	-6,55	-2,16	13,92	10,18	-15,33	-23,34	14,96		AHO NET
ZOR MUG	71,79	0,00	0,00	57,57	50,38	0,00	0,00	65,92	65,49	MAR END
ZOR BIZ	29,89	97,46	88,15	67,57	52,43	61,02	120,52	69,37	62,88	DEU VIV
LANGILE	33,88	31,91	36,66	27,26	25,72	31,57	38,00	23,80		PERSONA
AZPIKON	15,32	22,12	9,95	16,75	16,41	29,22	28,39	21,94		SUBCONT
DIRULAG	4,26	7,63	9,43	3,89	6,87	8,85	3,45	6,61		SUBVENC
FUNTZIO	74,90	86,46	80,39	71,93	72,93	100,65	107,68	70,70		FUNCION
INB G L	312,04	536,83	173,48	446,33	-301,03	287,35	57,17	8,21		INV N A
INB G G	583,32	562,21	215,31	685,58	373,47	626,59	67,42	133,45		INV N T
INB M L	23,39	18,45	15,17	26,84	-19,08	16,00	5,97	0,72		N INV A
INB M G	43,73	19,32	18,83	41,23	23,67	34,89	7,04	11,74		N INV T
K T MEN	46,50	4,51	19,43	34,90	180,60	54,14	15,20	93,85		DEP T K
MAI MEN	0,00	120,99	0,00	6,35	0,00	54,96	240,57	0,00		DEP PRE
PRE FIS	216,83	240,41	232,05	300,82	195,66	209,34	173,22	303,92		PRE FIS
ORDENAN	37,28	37,57	39,31	39,61	39,61	36,94	39,44	39,44	37,22	ORDENAN
Z AHALM	74,40	70,91	72,15	72,74	71,42	75,47	83,52	85,15	87,72	CAP FIS
T A MEN	73,63	71,91	72,49	68,28	81,28	77,11	71,64	67,50		DEP T C
APART S	2,39	1,54	1,30	12,88	2,95	2,32	3,37	5,60		ING EXT
KOB MAI	96,58	97,75	95,53	96,75	96,05	96,52	96,64	97,12	95,74	NIV COB
GODG	25,58	11,79	-5,74	-22,41	11,66	2,38	-7,34	5,80		RTGG
LIKIDEZ	0,00	0,00	0,00	0,00	0,00	0,00	0,00	0,00		LIQUIDE

AURREZKI GARBIA
AHORRO NETO

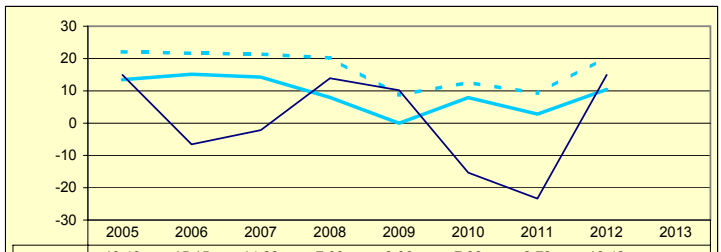

	2005	2006	2007	2008	2009	2010	2011	2012	2013
Gipuzkoa	13,43	15,15	14,22	7,93	0,00	7,88	2,79	10,42	
Multzoa	22,08	21,64	21,40	20,19	8,72	12,63	9,22	20,46	
Udala	14,95	-6,55	-2,16	13,92	10,18	-15,33	-23,34	14,96	

LEGEZKO ZORPETZE-MAILA
NIVEL DE ENDEUDAMIENTO LEGAL

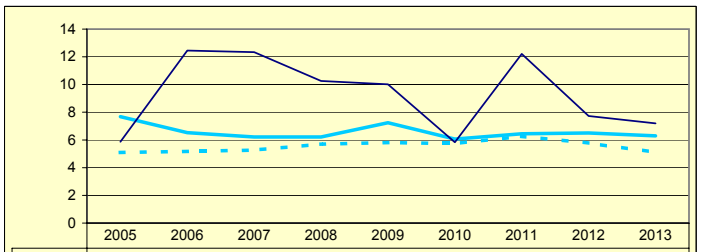

	2005	2006	2007	2008	2009	2010	2011	2012	2013
Gipuzkoa	7,68	6,53	6,22	6,22	7,24	6,07	6,44	6,50	6,29
Multzoa	5,09	5,17	5,27	5,70	5,81	5,74	6,26	5,77	5,11
Udala	5,87	12,45	12,34	10,26	10,02	5,83	12,21	7,73	7,20

ZOR BIZIA
DEUDA VIVA

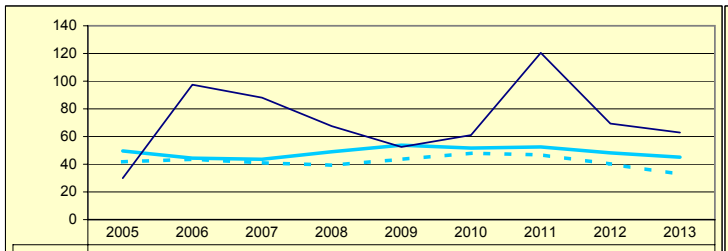

	2005	2006	2007	2008	2009	2010	2011	2012	2013
Gipuzkoa	49,65	44,43	43,59	48,96	53,71	51,71	52,52	48,25	45,09
Multzoa	41,76	43,57	41,02	39,33	43,53	47,93	46,86	40,17	32,83
Udala	29,89	97,46	88,15	67,57	52,43	61,02	120,52	69,37	62,88

INBERTSIO GARBIAK, GUZTIRA
INVERSIONES NETAS TOTALES

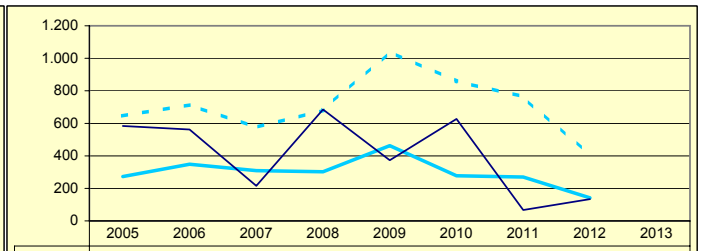

	2005	2006	2007	2008	2009	2010	2011	2012	2013
Gipuzkoa	272,34	348,41	309,34	302,50	462,68	277,65	269,39	142,22	
Multzoa	645,72	714,07	575,01	680,40	1.040,56	858,91	763,52	402,09	
Udala	583,32	562,21	215,31	685,58	373,47	626,59	67,42	133,45	

ORDENANTZAK
ORDENANZAS

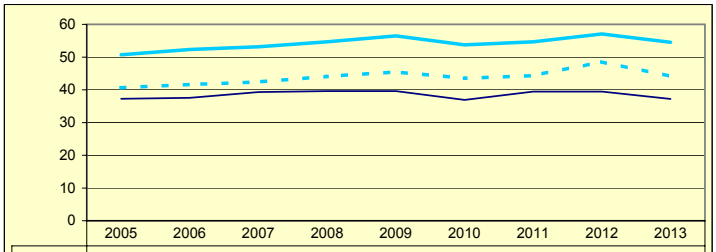

	2005	2006	2007	2008	2009	2010	2011	2012	2013
Gipuzkoa	50,71	52,30	53,14	54,67	56,48	53,72	54,67	57,06	54,50
Multzoa	40,63	41,61	42,40	44,10	45,50	43,50	44,35	48,56	44,12
Udala	37,28	37,57	39,31	39,61	39,61	36,94	39,44	39,44	37,22

ZERGA AHALMENA
CAPACIDAD FISCAL

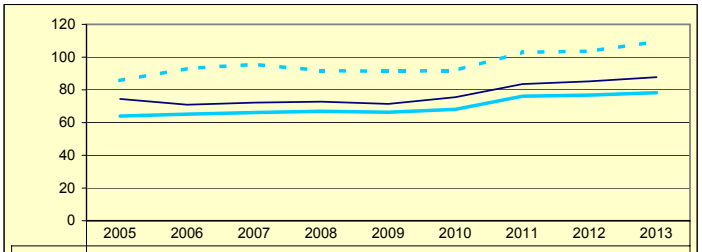

	2005	2006	2007	2008	2009	2010	2011	2012	2013
Gipuzkoa	63,97	65,12	66,14	66,92	66,29	68,08	76,07	76,80	78,21
Multzoa	85,64	93,05	95,58	91,73	91,38	91,85	102,94	103,61	109,57
Udala	74,40	70,91	72,15	72,74	71,42	75,47	83,52	85,15	87,72

Udala — Multzoa — Gipuzkoa

BIDEGOIAN

Biztanleak: 525 habitantes

	2005	2006	2007	2008	2009	2010	2011	2012	2013	
AU GORD	14,82	16,22	23,42	13,23	4,84	14,45	11,45	25,84		AHO BRU
LEG ZOR	9,66	8,66	8,03	8,16	13,21	10,37	10,94	10,40	10,04	NIV END
AU GARB	5,15	7,56	15,40	5,07	-8,37	4,08	0,51	15,44		AHO NET
ZOR MUG	34,77	46,62	65,73	38,34	0,00	28,22	4,43	59,75	58,32	MAR END
ZOR BIZ	73,58	61,25	50,75	44,00	90,11	70,94	64,96	51,56	41,88	DEU VIV
LANGILE	25,54	22,04	19,97	22,44	23,92	21,43	23,20	18,92		PERSONA
AZPIKON	13,69	13,16	12,57	20,72	17,25	16,45	17,32	17,73		SUBCONT
DIRULAG	5,86	5,59	4,70	4,88	6,08	5,25	5,01	3,54		SUBVENC
FUNTZIO	79,31	78,17	71,88	81,89	89,07	80,30	83,54	70,62		FUNCION
INB G L	318,58	182,66	167,85	589,27	146,80	84,03	11,91	84,39		INV N A
INB G G	825,05	460,14	187,02	621,62	639,53	537,82	771,15	531,51		INV N T
INB M L	17,51	9,33	7,52	31,26	8,04	4,86	0,59	5,07		N INV A
INB M G	45,37	23,50	8,38	32,98	35,02	31,13	38,17	31,93		N INV T
K T MEN	61,38	60,30	10,25	5,20	77,05	84,38	98,46	84,12		DEP T K
MAI MEN	39,78	0,00	0,00	92,79	27,01	0,00	0,00	0,00		DEP PRE
PRE FIS	262,41	322,95	349,32	356,38	270,09	303,84	319,12	364,08		PRE FIS
ORDENAN	40,78	41,06	41,29	41,65	49,82	47,09	53,29	53,49	50,20	ORDENAN
Z AHALM	77,95	79,08	77,18	76,93	73,44	70,95	72,86	71,47	84,22	CAP FIS
T A MEN	69,47	69,12	69,94	67,57	72,19	71,35	69,33	68,15		DEP T C
APART S	4,26	5,74	6,86	4,30	0,55	1,30	1,41	2,72		ING EXT
KOB MAI	94,93	93,41	92,46	92,52	92,44	96,34	96,18	94,54	94,75	NIV COB
GODG	1,45	-3,25	0,62	1,90	0,52	-1,50	-6,10	-1,21		RTGG
LIKIDEZ	0,00	0,35	3,09	0,71	0,54	0,65	0,38	0,18		LIQUIDE

AURREZKI GARBIA
AHORRO NETO

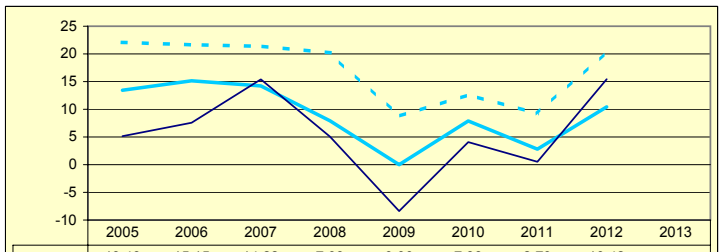

	2005	2006	2007	2008	2009	2010	2011	2012	2013
Gipuzkoa	13,43	15,15	14,22	7,93	0,00	7,88	2,79	10,42	
Multzoa	22,08	21,64	21,40	20,19	8,72	12,63	9,22	20,46	
Udala	5,15	7,56	15,40	5,07	-8,37	4,08	0,51	15,44	

LEGEZKO ZORPETZE-MAILA
NIVEL DE ENDEUDAMIENTO LEGAL

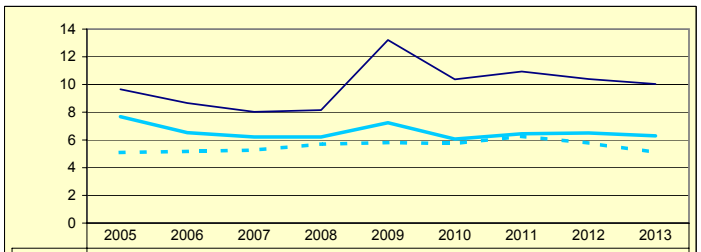

	2005	2006	2007	2008	2009	2010	2011	2012	2013
Gipuzkoa	7,68	6,53	6,22	6,22	7,24	6,07	6,44	6,50	6,29
Multzoa	5,09	5,17	5,27	5,70	5,81	5,74	6,26	5,77	5,11
Udala	9,66	8,66	8,03	8,16	13,21	10,37	10,94	10,40	10,04

ZOR BIZIA
DEUDA VIVA

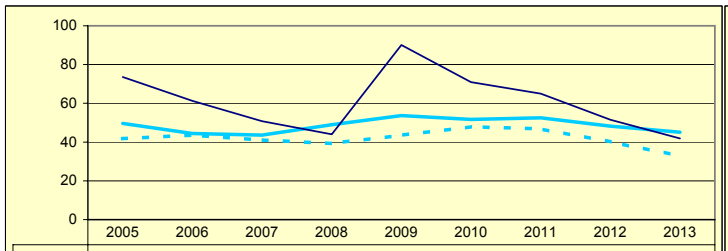

	2005	2006	2007	2008	2009	2010	2011	2012	2013
Gipuzkoa	49,65	44,43	43,59	48,96	53,71	51,71	52,52	48,25	45,09
Multzoa	41,76	43,57	41,02	39,33	43,53	47,93	46,86	40,17	32,83
Udala	73,58	61,25	50,75	44,00	90,11	70,94	64,96	51,56	41,88

INBERTSIO GARBIAK, GUZTIRA
INVERSIONES NETAS TOTALES

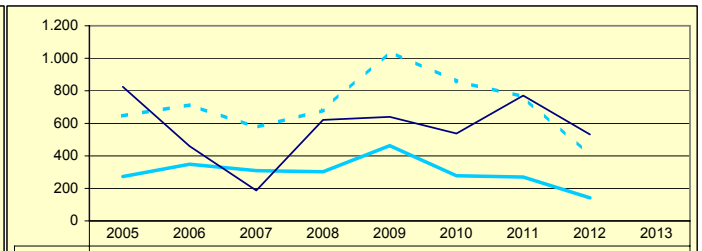

	2005	2006	2007	2008	2009	2010	2011	2012	2013
Gipuzkoa	272,34	348,41	309,34	302,50	462,68	277,65	269,39	142,22	
Multzoa	645,72	714,07	575,01	680,40	1.040,56	858,91	763,52	402,09	
Udala	825,05	460,14	187,02	621,62	639,53	537,82	771,15	531,51	

ORDENANTZAK
ORDENANZAS

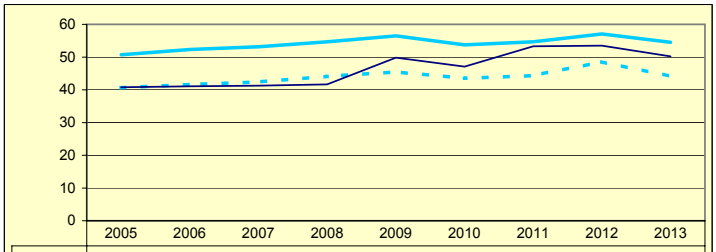

	2005	2006	2007	2008	2009	2010	2011	2012	2013
Gipuzkoa	50,71	52,30	53,14	54,67	56,48	53,72	54,67	57,06	54,50
Multzoa	40,63	41,61	42,40	44,10	45,50	43,50	44,35	48,56	44,12
Udala	40,78	41,06	41,29	41,65	49,82	47,09	53,29	53,49	50,20

ZERGA AHALMENA
CAPACIDAD FISCAL

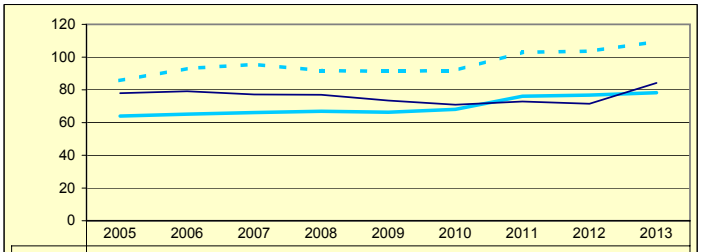

	2005	2006	2007	2008	2009	2010	2011	2012	2013
Gipuzkoa	63,97	65,12	66,14	66,92	66,29	68,08	76,07	76,80	78,21
Multzoa	85,64	93,05	95,58	91,73	91,38	91,85	102,94	103,61	109,57
Udala	77,95	79,08	77,18	76,93	73,44	70,95	72,86	71,47	84,22

Udala — Multzoa — Gipuzkoa

ZEGAMA

Biztanleak: 1.547 habitantes

	2005	2006	2007	2008	2009	2010	2011	2012	2013	
AU GORD	37,38	26,13	25,53	8,87	1,35	11,96	9,58	17,03		AHO BRU
LEG ZOR	2,68	2,66	2,45	3,14	0,00	0,00	0,00	1,62	0,00	NIV END
AU GARB	34,70	23,47	23,09	5,73	1,35	11,96	9,58	15,40		AHO NET
ZOR MUG	92,83	89,80	90,42	64,60	100,00	100,00	100,00	90,46	100,00	MAR END
ZOR BIZ	7,71	5,16	2,38	0,00	0,00	0,00	12,49	11,79	0,00	DEU VIV
LANGILE	18,82	17,74	16,81	23,50	25,37	23,45	21,82	19,00		PERSONA
AZPIKON	5,88	8,57	9,23	13,60	13,61	11,59	14,62	13,19		SUBCONT
DIRULAG	14,69	17,10	16,12	20,29	21,39	20,28	21,75	22,43		SUBVENC
FUNTZIO	47,92	56,75	58,35	70,84	77,26	67,76	68,67	60,54		FUNCION
INB G L	-214,97	1.098,77	339,22	-14,80	-495,93	726,11	448,51	-59,86		INV N A
INB G G	704,53	1.785,71	595,81	678,11	779,77	1.338,08	705,48	62,76		INV N T
INB M L	-12,17	38,10	16,14	-0,86	-24,86	31,41	26,65	-5,59		N INV A
INB M G	39,89	61,92	28,35	39,23	39,08	57,88	41,91	5,86		N INV T
K T MEN	130,51	38,46	43,07	102,18	163,60	45,73	36,42	195,37		DEP T K
MAI MEN	0,00	0,00	0,00	10,50	16,80	0,00	18,25	0,00		DEP PRE
PRE FIS	513,75	341,52	452,88	268,40	277,33	274,57	327,67	335,46		PRE FIS
ORDENAN	56,29	57,88	59,59	59,97	60,84	57,23	57,23	58,54	56,53	ORDENAN
Z AHALM	59,65	59,46	57,75	58,06	56,00	54,89	65,77	67,58	68,50	CAP FIS
T A MEN	54,67	62,05	61,83	67,46	67,13	70,90	64,06	65,73		DEP T C
APART S	19,96	10,92	12,42	5,11	3,48	3,27	3,40	3,80		ING EXT
KOB MAI	94,33	96,11	96,76	94,39	95,05	95,53	94,71	93,44	94,66	NIV COB
GODG	97,51	33,13	24,53	29,57	29,34	10,59	5,30	13,44		RTGG
LIKIDEZ	18,73	12,20	18,10	22,76	11,80	0,19	0,07	0,20		LIQUIDE

AURREZKI GARBIA
AHORRO NETO

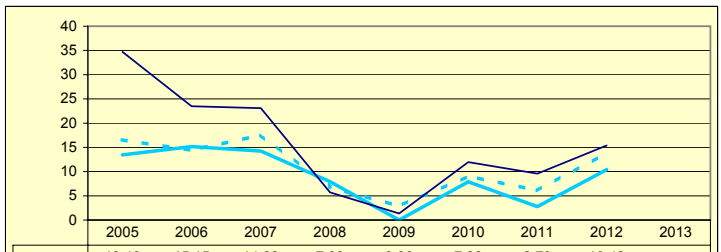

	2005	2006	2007	2008	2009	2010	2011	2012	2013
Gipuzkoa	13,43	15,15	14,22	7,93	0,00	7,88	2,79	10,42	
Multzoa	16,56	14,36	17,56	6,83	2,83	9,08	6,08	13,93	
Udala	34,70	23,47	23,09	5,73	1,35	11,96	9,58	15,40	

LEGEZKO ZORPETZE-MAILA
NIVEL DE ENDEUDAMIENTO LEGAL

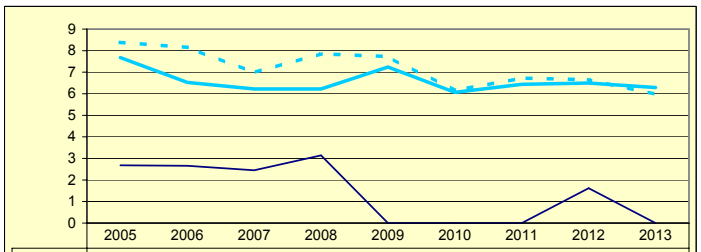

	2005	2006	2007	2008	2009	2010	2011	2012	2013
Gipuzkoa	7,68	6,53	6,22	6,22	7,24	6,07	6,44	6,50	6,29
Multzoa	8,38	8,15	6,98	7,86	7,72	6,15	6,73	6,65	5,97
Udala	2,68	2,66	2,45	3,14	0,00	0,00	0,00	1,62	0,00

ZOR BIZIA
DEUDA VIVA

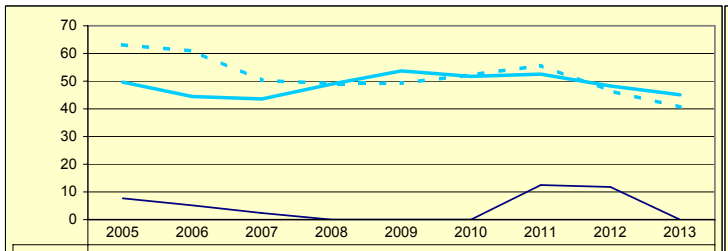

	2005	2006	2007	2008	2009	2010	2011	2012	2013
Gipuzkoa	49,65	44,43	43,59	48,96	53,71	51,71	52,52	48,25	45,09
Multzoa	63,12	60,90	50,27	49,14	49,27	52,27	55,68	46,53	40,64
Udala	7,71	5,16	2,38	0,00	0,00	0,00	12,49	11,79	0,00

INBERTSIO GARBIAK, GUZTIRA
INVERSIONES NETAS TOTALES

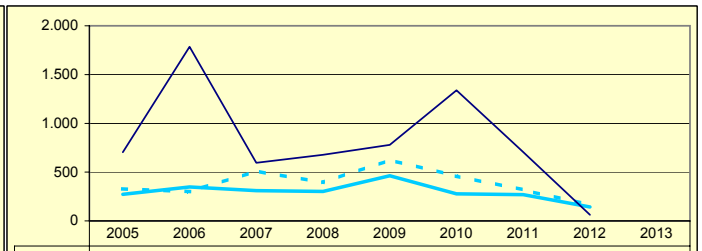

	2005	2006	2007	2008	2009	2010	2011	2012	2013
Gipuzkoa	272,34	348,41	309,34	302,50	462,68	277,65	269,39	142,22	
Multzoa	327,69	300,32	510,07	393,05	624,98	459,14	318,97	164,37	
Udala	704,53	1.785,71	595,81	678,11	779,77	1.338,08	705,48	62,76	

ORDENANTZAK
ORDENANZAS

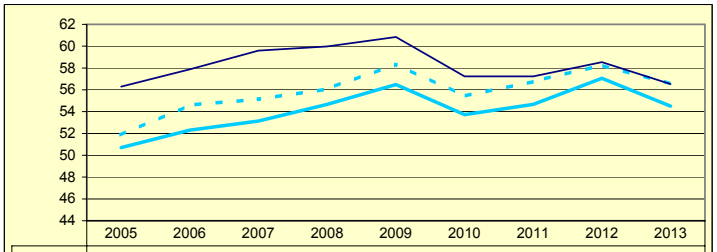

	2005	2006	2007	2008	2009	2010	2011	2012	2013
Gipuzkoa	50,71	52,30	53,14	54,67	56,48	53,72	54,67	57,06	54,50
Multzoa	51,86	54,60	55,14	56,08	58,34	55,43	56,76	58,26	56,54
Udala	56,29	57,88	59,59	59,97	60,84	57,23	57,23	58,54	56,53

ZERGA AHALMENA
CAPACIDAD FISCAL

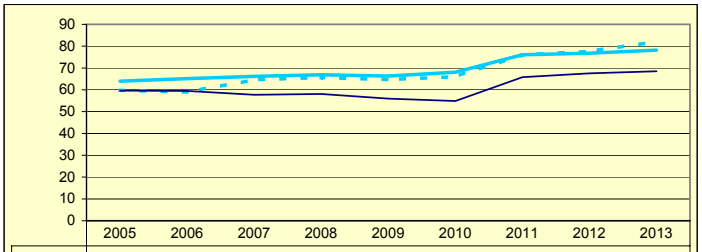

	2005	2006	2007	2008	2009	2010	2011	2012	2013
Gipuzkoa	63,97	65,12	66,14	66,92	66,29	68,08	76,07	76,80	78,21
Multzoa	59,80	59,00	64,59	65,67	64,73	66,04	75,98	77,60	82,08
Udala	59,65	59,46	57,75	58,06	56,00	54,89	65,77	67,58	68,50

Udala — Multzoa — Gipuzkoa

ZERAIN

Biztanleak: 263 habitantes

	2005	2006	2007	2008	2009	2010	2011	2012	2013	
AU GORD	16,79	17,00	13,36	7,27	-5,68	16,33	25,55	19,92		AHO BRU
LEG ZOR	22,00	18,68	17,28	15,69	18,64	15,64	15,18	20,14	19,70	NIV END
AU GARB	-5,20	-1,67	-3,92	-8,41	-24,32	0,69	10,37	-0,22		AHO NET
ZOR MUG	0,00	0,00	0,00	0,00	0,00	4,22	40,58	0,00	0,00	MAR END
ZOR BIZ	163,08	139,38	115,19	90,87	102,70	78,10	61,54	62,82	44,69	DEU VIV
LANGILE	32,95	33,83	41,12	33,88	38,02	35,61	26,06	28,34		PERSONA
AZPIKON	15,74	11,30	14,09	17,99	22,64	13,83	16,55	19,66		SUBCONT
DIRULAG	6,33	5,52	4,22	8,35	7,88	4,15	4,71	3,85		SUBVENC
FUNTZIO	76,87	77,47	82,42	84,38	97,80	79,51	69,75	76,23		FUNCION
INB G L	665,17	-404,64	329,21	-175,93	-94,21	196,97	-386,47	871,89		INV N A
INB G G	2.341,48	1.933,39	3.509,02	1.128,62	3.762,22	3.560,11	4.653,27	4.125,78		INV N T
INB M L	19,23	-12,58	6,69	-6,18	-1,79	4,00	-6,40	12,77		N INV A
INB M G	67,70	60,11	71,33	39,65	71,43	72,23	77,04	60,42		N INV T
K T MEN	69,31	119,00	90,62	115,54	102,50	94,47	108,31	78,85		DEP T K
MAI MEN	17,57	0,00	0,00	0,00	5,50	0,00	0,00	0,00		DEP PRE
PRE FIS	298,55	341,03	278,80	312,80	310,75	326,69	331,34	348,56		PRE FIS
ORDENAN	44,56	46,00	47,50	47,84	50,48	47,05	50,79	51,60	48,24	ORDENAN
Z AHALM	76,70	77,66	77,35	79,17	77,05	77,52	85,01	82,48	80,83	CAP FIS
T A MEN	76,05	72,57	76,05	75,41	71,21	71,05	62,98	66,52		DEP T C
APART S	1,72	5,46	3,35	4,22	2,13	5,37	2,04	5,37		ING EXT
KOB MAI	97,73	95,34	98,13	96,82	95,44	98,64	97,60	95,97	93,89	NIV COB
GODG	6,09	36,51	4,74	6,76	32,82	20,75	54,55	0,25		RTGG
LIKIDEZ	0,82	16,45	4,05	4,56	0,57	0,32	11,27	16,93		LIQUIDE

AURREZKI GARBIA
AHORRO NETO

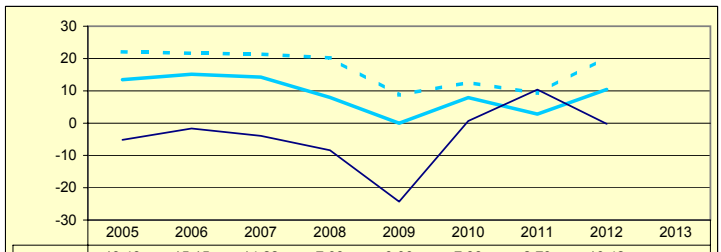

	2005	2006	2007	2008	2009	2010	2011	2012	2013
Gipuzkoa	13,43	15,15	14,22	7,93	0,00	7,88	2,79	10,42	
Multzoa	22,08	21,64	21,40	20,19	8,72	12,63	9,22	20,46	
Udala	-5,20	-1,67	-3,92	-8,41	-24,32	0,69	10,37	-0,22	

LEGEZKO ZORPETZE-MAILA
NIVEL DE ENDEUDAMIENTO LEGAL

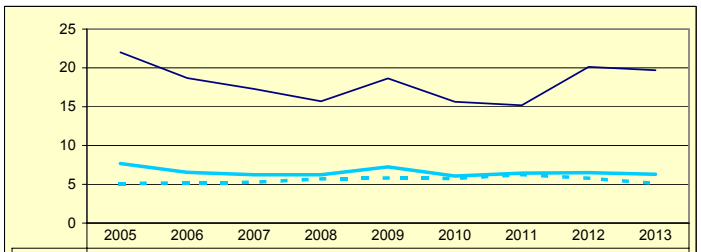

	2005	2006	2007	2008	2009	2010	2011	2012	2013
Gipuzkoa	7,68	6,53	6,22	6,22	7,24	6,07	6,44	6,50	6,29
Multzoa	5,09	5,17	5,27	5,70	5,81	5,74	6,26	5,77	5,11
Udala	22,00	18,68	17,28	15,69	18,64	15,64	15,18	20,14	19,70

ZOR BIZIA
DEUDA VIVA

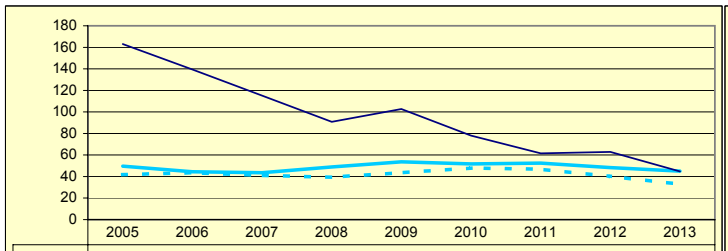

	2005	2006	2007	2008	2009	2010	2011	2012	2013
Gipuzkoa	49,65	44,43	43,59	48,96	53,71	51,71	52,52	48,25	45,09
Multzoa	41,76	43,57	41,02	39,33	43,53	47,93	46,86	40,17	32,83
Udala	163,08	139,38	115,19	90,87	102,70	78,10	61,54	62,82	44,69

INBERTSIO GARBIAK, GUZTIRA
INVERSIONES NETAS TOTALES

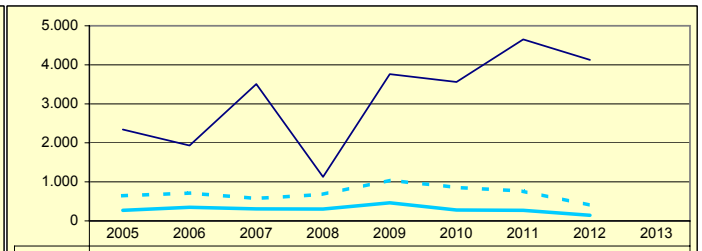

	2005	2006	2007	2008	2009	2010	2011	2012	2013
Gipuzkoa	272,34	348,41	309,34	302,50	462,68	277,65	269,39	142,22	
Multzoa	645,72	714,07	575,01	680,40	1.040,56	858,91	763,52	402,09	
Udala	2.341,48	1.933,39	3.509,02	1.128,62	3.762,22	3.560,11	4.653,27	4.125,78	

ORDENANTZAK
ORDENANZAS

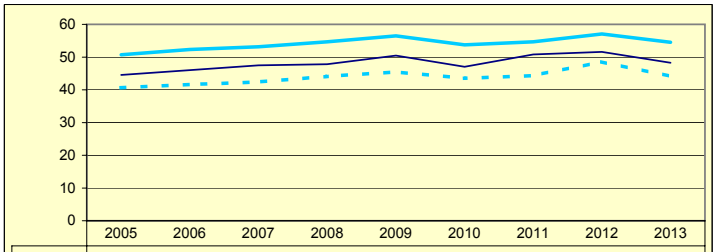

	2005	2006	2007	2008	2009	2010	2011	2012	2013
Gipuzkoa	50,71	52,30	53,14	54,67	56,48	53,72	54,67	57,06	54,50
Multzoa	40,63	41,61	42,40	44,10	45,50	43,50	44,35	48,56	44,12
Udala	44,56	46,00	47,50	47,84	50,48	47,05	50,79	51,60	48,24

ZERGA AHALMENA
CAPACIDAD FISCAL

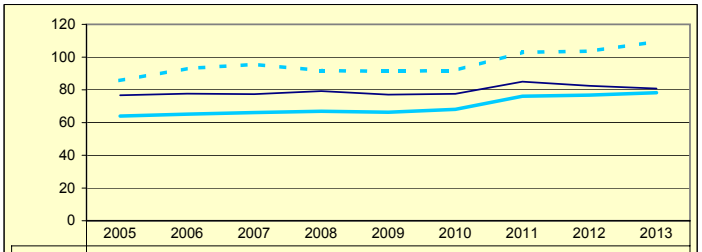

	2005	2006	2007	2008	2009	2010	2011	2012	2013
Gipuzkoa	63,97	65,12	66,14	66,92	66,29	68,08	76,07	76,80	78,21
Multzoa	85,64	93,05	95,58	91,73	91,38	91,85	102,94	103,61	109,57
Udala	76,70	77,66	77,35	79,17	77,05	77,52	85,01	82,48	80,83

Udala — Multzoa — Gipuzkoa

ZESTOA

Biztanleak: 3.650 habitantes

	2005	2006	2007	2008	2009	2010	2011	2012	2013	
AU GORD	28,19	37,45	33,25	16,48	16,80	18,79	18,14	25,29		AHO BRU
LEG ZOR	9,95	7,68	6,56	6,85	6,69	6,36	6,17	5,64	4,75	NIV END
AU GARB	18,23	29,76	26,69	9,63	10,11	12,42	11,97	19,64		AHO NET
ZOR MUG	64,68	79,47	80,26	58,42	60,19	66,13	66,00	77,68	78,99	MAR END
ZOR BIZ	79,34	53,42	40,53	48,54	47,96	47,66	37,16	30,56	25,04	DEU VIV
LANGILE	32,24	26,31	29,34	35,39	35,86	34,65	33,97	30,94		PERSONA
AZPIKON	11,17	10,69	11,50	16,19	16,26	16,52	18,00	16,55		SUBCONT
DIRULAG	6,14	5,92	6,35	7,20	6,29	6,12	5,58	5,15		SUBVENC
FUNTZIO	65,66	56,61	60,40	76,32	76,90	75,10	76,28	69,57		FUNCION
INB G L	230,91	-39,81	396,68	287,19	181,82	155,84	137,33	85,64		INV N A
INB G G	296,23	324,09	785,27	462,45	424,35	290,06	164,21	101,47		INV N T
INB M L	7,64	-2,46	22,65	18,30	11,64	11,20	9,90	7,36		N INV A
INB M G	9,80	20,06	44,83	29,46	27,17	20,85	11,84	8,71		N INV T
K T MEN	22,05	112,28	49,49	37,90	57,15	46,27	16,37	15,60		DEP T K
MAI MEN	0,00	0,00	0,00	40,10	45,97	24,71	0,00	0,00		DEP PRE
PRE FIS	529,51	714,26	634,89	547,00	609,89	555,79	626,84	576,67		PRE FIS
ORDENAN	60,14	60,83	61,25	61,95	63,26	60,37	60,54	60,81	58,72	ORDENAN
Z AHALM	60,97	62,33	64,45	73,94	75,54	76,43	88,58	91,56	92,07	CAP FIS
T A MEN	50,73	44,55	49,69	52,68	47,61	52,15	46,08	51,40		DEP T C
APART S	19,42	27,85	17,57	7,76	7,38	4,14	6,23	3,54		ING EXT
KOB MAI	94,07	94,83	93,99	93,66	91,70	94,14	85,84	91,65	84,77	NIV COB
GODG	0,46	15,83	13,55	3,29	7,44	24,31	20,89	28,51		RTGG
LIKIDEZ	5,36	5,88	3,59	0,89	0,36	10,73	0,42	63,82		LIQUIDE

AURREZKI GARBIA
AHORRO NETO

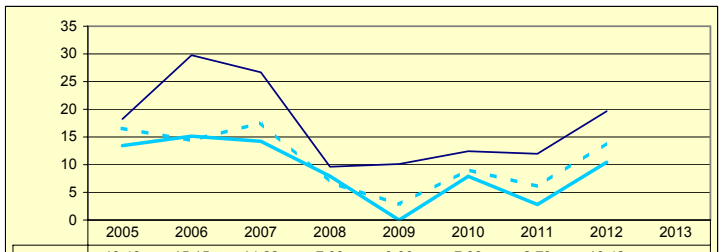

	2005	2006	2007	2008	2009	2010	2011	2012	2013
Gipuzkoa	13,43	15,15	14,22	7,93	0,00	7,88	2,79	10,42	
Multzoa	16,56	14,36	17,56	6,83	2,83	9,08	6,08	13,93	
Udala	18,23	29,76	26,69	9,63	10,11	12,42	11,97	19,64	

LEGEZKO ZORPETZE-MAILA
NIVEL DE ENDEUDAMIENTO LEGAL

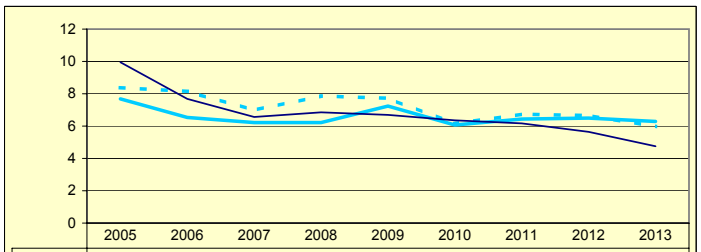

	2005	2006	2007	2008	2009	2010	2011	2012	2013
Gipuzkoa	7,68	6,53	6,22	6,22	7,24	6,07	6,44	6,50	6,29
Multzoa	8,38	8,15	6,98	7,86	7,72	6,15	6,73	6,65	5,97
Udala	9,95	7,68	6,56	6,85	6,69	6,36	6,17	5,64	4,75

ZOR BIZIA
DEUDA VIVA

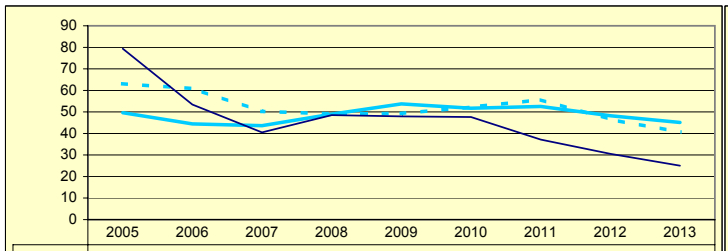

	2005	2006	2007	2008	2009	2010	2011	2012	2013
Gipuzkoa	49,65	44,43	43,59	48,96	53,71	51,71	52,52	48,25	45,09
Multzoa	63,12	60,90	50,27	49,14	49,27	52,27	55,68	46,53	40,64
Udala	79,34	53,42	40,53	48,54	47,96	47,66	37,16	30,56	25,04

INBERTSIO GARBIAK, GUZTIRA
INVERSIONES NETAS TOTALES

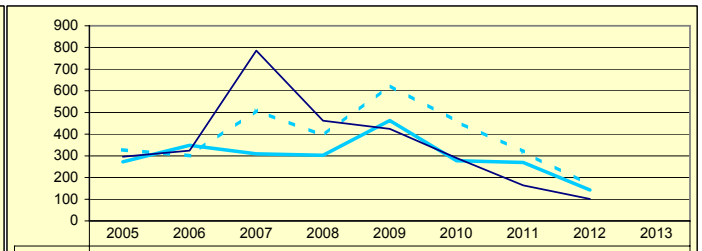

	2005	2006	2007	2008	2009	2010	2011	2012	2013
Gipuzkoa	272,34	348,41	309,34	302,50	462,68	277,65	269,39	142,22	
Multzoa	327,69	300,32	510,07	393,05	624,98	459,14	318,97	164,37	
Udala	296,23	324,09	785,27	462,45	424,35	290,06	164,21	101,47	

ORDENANTZAK
ORDENANZAS

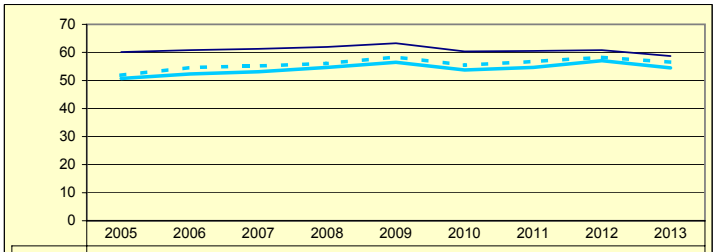

	2005	2006	2007	2008	2009	2010	2011	2012	2013
Gipuzkoa	50,71	52,30	53,14	54,67	56,48	53,72	54,67	57,06	54,50
Multzoa	51,86	54,60	55,14	56,08	58,34	55,43	56,76	58,26	56,54
Udala	60,14	60,83	61,25	61,95	63,26	60,37	60,54	60,81	58,72

ZERGA AHALMENA
CAPACIDAD FISCAL

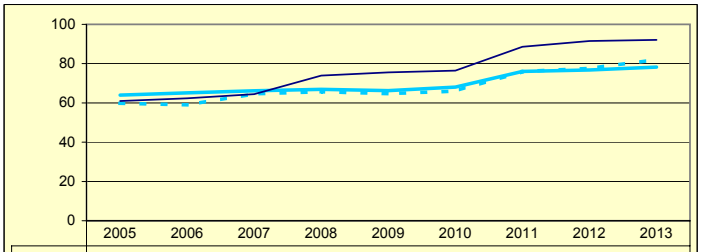

	2005	2006	2007	2008	2009	2010	2011	2012	2013
Gipuzkoa	63,97	65,12	66,14	66,92	66,29	68,08	76,07	76,80	78,21
Multzoa	59,80	59,00	64,59	65,67	64,73	66,04	75,98	77,60	82,08
Udala	60,97	62,33	64,45	73,94	75,54	76,43	88,58	91,56	92,07

Udala — Multzoa — Gipuzkoa

ZIZURKIL

Biztanleak: 2.994 habitantes

	2005	2006	2007	2008	2009	2010	2011	2012	2013	
AU GORD	22,30	17,26	21,98	18,74	7,61	3,20	-4,42	12,06		AHO BRU
LEG ZOR	7,57	8,34	8,35	10,38	13,93	13,95	14,82	13,71	13,44	NIV END
AU GARB	14,72	8,92	13,63	8,36	-6,32	-10,75	-19,23	-1,64		AHO NET
ZOR MUG	66,02	51,66	62,02	44,61	0,00	0,00	0,00	0,00	13,34	MAR END
ZOR BIZ	71,38	72,98	73,68	85,79	119,16	121,55	116,94	98,04	86,39	DEU VIV
LANGILE	36,65	37,01	38,01	37,26	41,87	44,72	47,39	41,83		PERSONA
AZPIKON	8,59	9,22	8,96	7,28	7,21	7,69	6,29	4,43		SUBCONT
DIRULAG	7,57	8,66	7,56	8,11	9,18	9,69	9,55	7,30		SUBVENC
FUNTZIO	70,12	74,07	70,46	73,15	83,21	87,11	94,87	80,64		FUNCION
INB G L	244,17	161,29	366,14	437,97	211,55	-162,35	-275,19	-10,73		INV N A
INB G G	244,17	161,29	366,14	437,97	564,70	-41,35	-207,55	19,64		INV N T
INB M L	23,68	16,30	24,98	29,92	11,65	-13,37	-22,26	-1,04		N INV A
INB M G	23,68	16,30	24,98	29,92	31,10	-3,40	-16,79	1,90		N INV T
K T MEN	0,00	0,00	0,00	0,00	62,54	-292,61	-32,59	154,66		DEP T K
MAI MEN	34,51	25,13	58,42	59,81	66,80	-113,66	0,00	0,00		DEP PRE
PRE FIS	321,68	236,92	276,91	275,29	387,28	317,99	320,87	331,32		PRE FIS
ORDENAN	48,93	49,24	49,61	50,87	52,34	50,72	55,16	56,28	54,59	ORDENAN
Z AHALM	66,55	58,89	67,37	67,53	67,22	68,50	74,94	72,45	77,13	CAP FIS
T A MEN	62,85	72,54	75,31	74,64	56,93	63,11	59,73	58,48		DEP T C
APART S	6,00	2,78	2,95	3,13	14,30	2,38	5,44	7,78		ING EXT
KOB MAI	97,37	96,23	95,52	95,73	96,25	96,51	94,08	95,61	93,80	NIV COB
GODG	3,00	1,46	0,62	-5,01	-6,69	1,21	7,22	0,05		RTGG
LIKIDEZ	0,16	0,17	1,06	0,60	3,21	3,32	1,20	28,28		LIQUIDE

AURREZKI GARBIA
AHORRO NETO

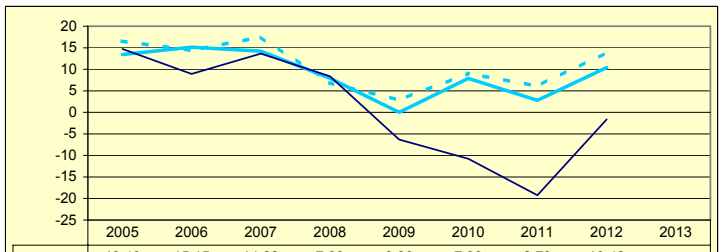

	2005	2006	2007	2008	2009	2010	2011	2012	2013
Gipuzkoa	13,43	15,15	14,22	7,93	0,00	7,88	2,79	10,42	
Multzoa	16,56	14,36	17,56	6,83	2,83	9,08	6,08	13,93	
Udala	14,72	8,92	13,63	8,36	-6,32	-10,75	-19,23	-1,64	

LEGEZKO ZORPETZE-MAILA
NIVEL DE ENDEUDAMIENTO LEGAL

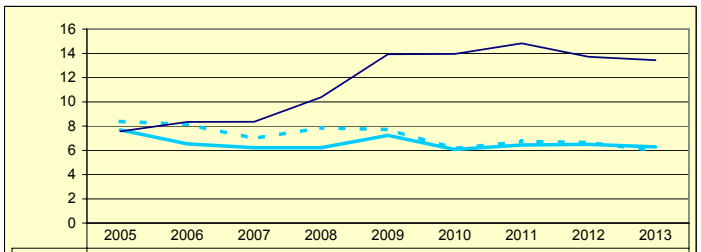

	2005	2006	2007	2008	2009	2010	2011	2012	2013
Gipuzkoa	7,68	6,53	6,22	6,22	7,24	6,07	6,44	6,50	6,29
Multzoa	8,38	8,15	6,98	7,86	7,72	6,15	6,73	6,65	5,97
Udala	7,57	8,34	8,35	10,38	13,93	13,95	14,82	13,71	13,44

ZOR BIZIA
DEUDA VIVA

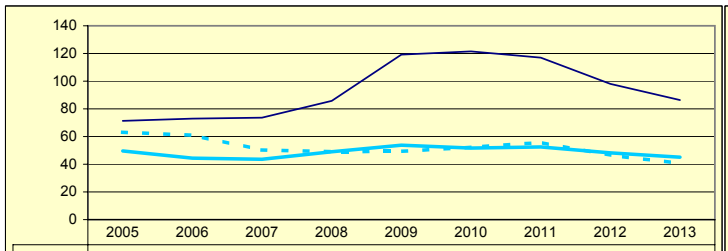

	2005	2006	2007	2008	2009	2010	2011	2012	2013
Gipuzkoa	49,65	44,43	43,59	48,96	53,71	51,71	52,52	48,25	45,09
Multzoa	63,12	60,90	50,27	49,14	49,27	52,27	55,68	46,53	40,64
Udala	71,38	72,98	73,68	85,79	119,16	121,55	116,94	98,04	86,39

INBERTSIO GARBIAK, GUZTIRA
INVERSIONES NETAS TOTALES

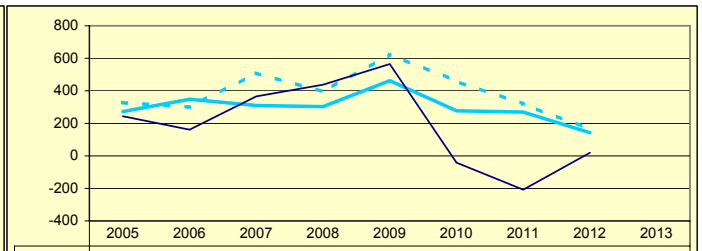

	2005	2006	2007	2008	2009	2010	2011	2012	2013
Gipuzkoa	272,34	348,41	309,34	302,50	462,68	277,65	269,39	142,22	
Multzoa	327,69	300,32	510,07	393,05	624,98	459,14	318,97	164,37	
Udala	244,17	161,29	366,14	437,97	564,70	-41,35	-207,55	19,64	

ORDENANTZAK
ORDENANZAS

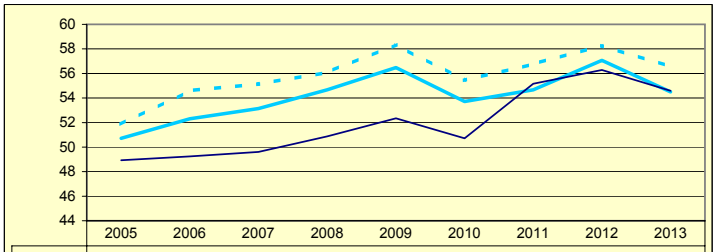

	2005	2006	2007	2008	2009	2010	2011	2012	2013
Gipuzkoa	50,71	52,30	53,14	54,67	56,48	53,72	54,67	57,06	54,50
Multzoa	51,86	54,60	55,14	56,08	58,34	55,43	56,76	58,26	56,54
Udala	48,93	49,24	49,61	50,87	52,34	50,72	55,16	56,28	54,59

ZERGA AHALMENA
CAPACIDAD FISCAL

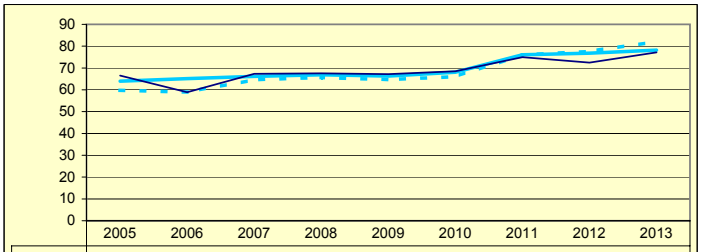

	2005	2006	2007	2008	2009	2010	2011	2012	2013
Gipuzkoa	63,97	65,12	66,14	66,92	66,29	68,08	76,07	76,80	78,21
Multzoa	59,80	59,00	64,59	65,67	64,73	66,04	75,98	77,60	82,08
Udala	66,55	58,89	67,37	67,53	67,22	68,50	74,94	72,45	77,13

Udala — Multzoa — Gipuzkoa

DEBA

Biztanleak: 5.424 habitantes

	2005	2006	2007	2008	2009	2010	2011	2012	2013	
AU GORD	15,56	23,51	12,17	11,48	7,38	8,67	5,29	14,42		AHO BRU
LEG ZOR	5,18	9,63	10,56	9,00	8,09	6,58	6,70	5,76	5,34	NIV END
AU GARB	10,37	13,88	1,62	2,48	-0,71	2,09	-1,40	8,65		AHO NET
ZOR MUG	66,66	59,04	13,27	21,63	0,00	24,15	0,00	60,02	56,96	MAR END
ZOR BIZ	19,62	66,84	66,04	63,79	59,90	52,17	50,29	42,62	37,75	DEU VIV
LANGILE	29,78	27,91	32,26	32,41	34,15	33,55	34,27	29,77		PERSONA
AZPIKON	26,64	24,33	25,03	26,24	30,77	29,22	31,60	30,72		SUBCONT
DIRULAG	2,91	2,90	2,58	2,51	2,91	3,50	2,29	2,56		SUBVENC
FUNTZIO	81,52	73,57	85,25	86,01	89,71	87,83	92,41	83,02		FUNCION
INB G L	-12,79	184,55	-70,20	660,79	225,80	57,95	364,29	10,11		INV N A
INB G G	90,83	418,41	177,64	891,30	553,52	290,65	364,29	22,25		INV N T
INB M L	-0,80	10,41	-4,38	31,60	10,80	3,03	21,86	0,77		N INV A
INB M G	5,69	23,62	11,08	42,62	26,46	15,22	21,86	1,70		N INV T
K T MEN	114,08	55,89	139,52	25,86	59,21	80,06	0,00	54,55		DEP T K
MAI MEN	0,00	179,93	0,00	8,49	25,01	1,46	18,91	82,30		DEP PRE
PRE FIS	623,24	613,69	503,29	536,16	556,74	559,57	547,61	572,99		PRE FIS
ORDENAN	60,87	62,21	63,34	64,45	66,84	63,39	64,36	65,71	64,22	ORDENAN
Z AHALM	75,60	79,83	84,28	87,77	88,88	90,51	96,49	97,53	98,82	CAP FIS
T A MEN	48,88	53,89	56,47	54,04	50,78	54,08	51,05	51,55		DEP T C
APART S	7,67	8,07	9,14	6,98	5,32	4,17	4,04	4,09		ING EXT
KOB MAI	96,90	96,40	95,31	95,95	94,81	94,50	95,21	94,02	93,95	NIV COB
GODG	34,56	102,12	119,85	80,84	71,30	62,21	25,40	22,18		RTGG
LIKIDEZ	22,96	23,23	14,25	25,72	101,84	28,62	20,06	62,90		LIQUIDE

AURREZKI GARBIA
AHORRO NETO

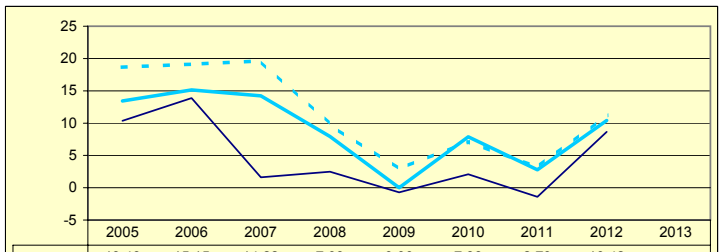

	2005	2006	2007	2008	2009	2010	2011	2012	2013
Gipuzkoa	13,43	15,15	14,22	7,93	0,00	7,88	2,79	10,42	
Multzoa	18,67	19,12	19,62	9,78	2,90	7,14	3,14	11,28	
Udala	10,37	13,88	1,62	2,48	-0,71	2,09	-1,40	8,65	

LEGEZKO ZORPETZE-MAILA
NIVEL DE ENDEUDAMIENTO LEGAL

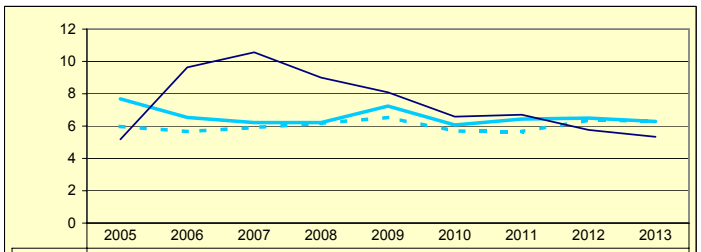

	2005	2006	2007	2008	2009	2010	2011	2012	2013
Gipuzkoa	7,68	6,53	6,22	6,22	7,24	6,07	6,44	6,50	6,29
Multzoa	5,98	5,66	5,91	6,17	6,53	5,69	5,65	6,37	6,32
Udala	5,18	9,63	10,56	9,00	8,09	6,58	6,70	5,76	5,34

ZOR BIZIA
DEUDA VIVA

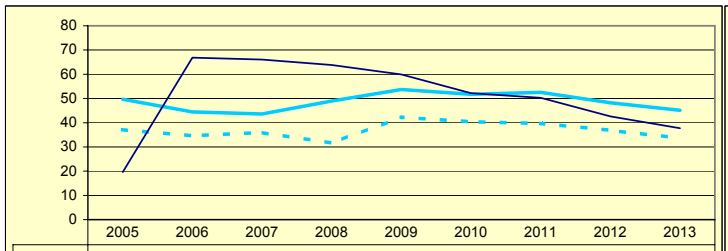

	2005	2006	2007	2008	2009	2010	2011	2012	2013
Gipuzkoa	49,65	44,43	43,59	48,96	53,71	51,71	52,52	48,25	45,09
Multzoa	37,10	34,64	35,92	31,55	42,30	40,35	39,67	36,84	33,60
Udala	19,62	66,84	66,04	63,79	59,90	52,17	50,29	42,62	37,75

INBERTSIO GARBIAK, GUZTIRA
INVERSIONES NETAS TOTALES

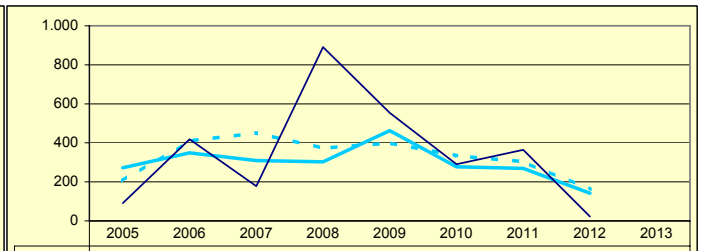

	2005	2006	2007	2008	2009	2010	2011	2012	2013
Gipuzkoa	272,34	348,41	309,34	302,50	462,68	277,65	269,39	142,22	
Multzoa	205,85	409,61	451,00	372,39	399,89	333,71	303,36	161,49	
Udala	90,83	418,41	177,64	891,30	553,52	290,65	364,29	22,25	

ORDENANTZAK
ORDENANZAS

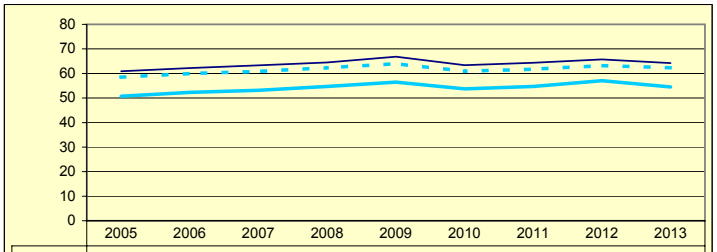

	2005	2006	2007	2008	2009	2010	2011	2012	2013
Gipuzkoa	50,71	52,30	53,14	54,67	56,48	53,72	54,67	57,06	54,50
Multzoa	58,49	59,96	60,84	62,33	63,95	60,89	61,77	63,20	62,30
Udala	60,87	62,21	63,34	64,45	66,84	63,39	64,36	65,71	64,22

ZERGA AHALMENA
CAPACIDAD FISCAL

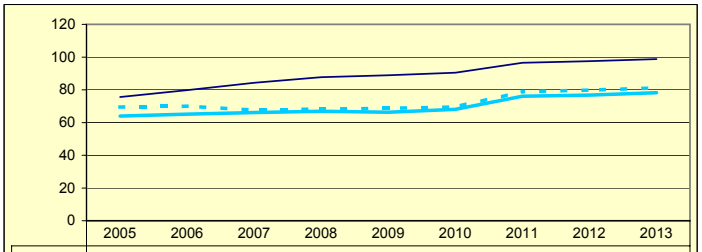

	2005	2006	2007	2008	2009	2010	2011	2012	2013
Gipuzkoa	63,97	65,12	66,14	66,92	66,29	68,08	76,07	76,80	78,21
Multzoa	69,45	70,01	67,55	68,27	68,62	69,53	78,93	79,76	81,18
Udala	75,60	79,83	84,28	87,77	88,88	90,51	96,49	97,53	98,82

Udala — Multzoa — Gipuzkoa

EIBAR

Biztanleak: 27.439 habitantes

	2005	2006	2007	2008	2009	2010	2011	2012	2013	
AU GORD	21,58	25,59	22,33	13,67	4,29	14,31	10,01	18,72		AHO BRU
LEG ZOR	4,80	4,50	4,41	3,84	3,09	3,25	4,12	4,08	3,82	NIV END
AU GARB	16,78	21,08	17,93	9,83	1,20	11,07	5,89	14,64		AHO NET
ZOR MUG	77,74	82,40	80,27	71,91	27,87	77,32	58,81	78,20	78,60	MAR END
ZOR BIZ	18,83	14,95	12,09	13,12	10,87	19,02	25,77	23,41	19,71	DEU VIV
LANGILE	42,13	39,18	40,42	44,26	49,49	43,42	45,16	39,00		PERSONA
AZPIKON	9,20	8,77	9,60	10,64	12,41	11,61	13,44	12,56		SUBCONT
DIRULAG	5,86	5,65	6,38	7,32	6,74	5,04	5,48	4,87		SUBVENC
FUNTZIO	72,54	68,74	71,29	79,01	88,97	80,64	84,51	76,41		FUNCION
INB G L	157,79	111,04	459,65	135,83	246,34	161,94	228,51	141,91		INV N A
INB G G	230,05	328,97	569,64	216,34	454,36	325,47	424,66	164,53		INV N T
INB M L	13,38	7,92	26,83	8,93	14,85	10,29	14,76	11,51		N INV A
INB M G	19,51	23,48	33,25	14,22	27,39	20,67	27,44	13,34		N INV T
K T MEN	31,40	66,24	19,31	37,21	45,78	50,24	46,19	13,75		DEP T K
MAI MEN	0,00	0,00	5,12	4,88	22,64	0,00	34,30	25,03		DEP PRE
PRE FIS	401,32	429,65	482,11	422,15	464,57	512,96	511,54	535,83		PRE FIS
ORDENAN	70,49	71,34	72,45	72,92	74,58	70,79	70,80	72,52	69,95	ORDENAN
Z AHALM	49,41	50,59	51,43	52,78	52,71	57,18	61,69	63,37	63,91	CAP FIS
T A MEN	60,74	60,66	60,21	61,73	57,60	58,73	54,58	53,32		DEP T C
APART S	6,65	8,54	9,63	4,82	5,07	6,17	5,27	6,82		ING EXT
KOB MAI	97,34	96,39	97,23	95,95	96,48	95,97	94,92	93,19	92,17	NIV COB
GODG	44,65	48,55	33,23	32,95	13,71	11,06	6,34	9,11		RTGG
LIKIDEZ	34,99	33,12	25,86	24,86	41,25	19,23	25,41	48,59		LIQUIDE

AURREZKI GARBIA
AHORRO NETO

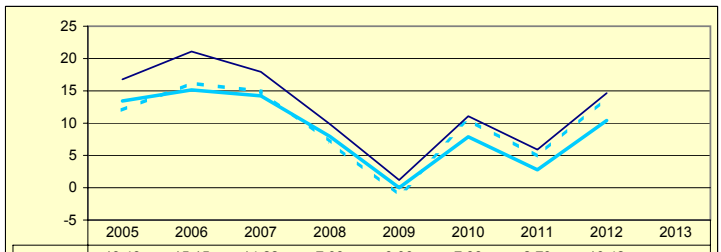

	2005	2006	2007	2008	2009	2010	2011	2012	2013
Gipuzkoa	13,43	15,15	14,22	7,93	0,00	7,88	2,79	10,42	
Multzoa	12,01	16,17	14,92	7,06	-1,17	10,50	4,87	13,97	
Udala	16,78	21,08	17,93	9,83	1,20	11,07	5,89	14,64	

LEGEZKO ZORPETZE-MAILA
NIVEL DE ENDEUDAMIENTO LEGAL

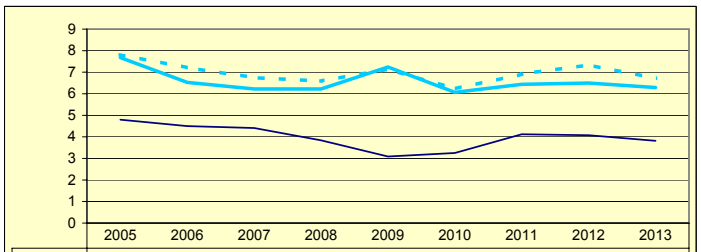

	2005	2006	2007	2008	2009	2010	2011	2012	2013
Gipuzkoa	7,68	6,53	6,22	6,22	7,24	6,07	6,44	6,50	6,29
Multzoa	7,81	7,21	6,75	6,59	7,14	6,23	6,91	7,34	6,71
Udala	4,80	4,50	4,41	3,84	3,09	3,25	4,12	4,08	3,82

ZOR BIZIA
DEUDA VIVA

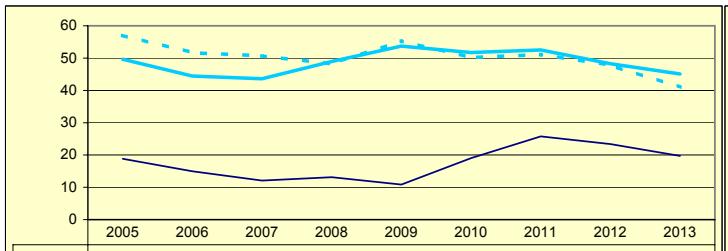

	2005	2006	2007	2008	2009	2010	2011	2012	2013
Gipuzkoa	49,65	44,43	43,59	48,96	53,71	51,71	52,52	48,25	45,09
Multzoa	57,01	51,70	50,67	48,21	55,32	50,14	51,11	47,83	40,98
Udala	18,83	14,95	12,09	13,12	10,87	19,02	25,77	23,41	19,71

INBERTSIO GARBIAK, GUZTIRA
INVERSIONES NETAS TOTALES

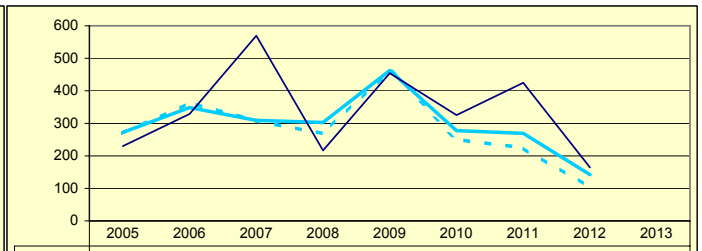

	2005	2006	2007	2008	2009	2010	2011	2012	2013
Gipuzkoa	272,34	348,41	309,34	302,50	462,68	277,65	269,39	142,22	
Multzoa	269,37	363,05	307,91	268,18	463,85	250,48	224,39	102,33	
Udala	230,05	328,97	569,64	216,34	454,36	325,47	424,66	164,53	

ORDENANTZAK
ORDENANZAS

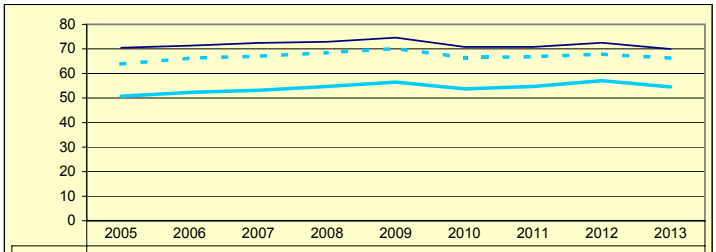

	2005	2006	2007	2008	2009	2010	2011	2012	2013
Gipuzkoa	50,71	52,30	53,14	54,67	56,48	53,72	54,67	57,06	54,50
Multzoa	63,83	66,27	67,02	68,45	70,18	66,43	66,82	67,90	66,23
Udala	70,49	71,34	72,45	72,92	74,58	70,79	70,80	72,52	69,95

ZERGA AHALMENA
CAPACIDAD FISCAL

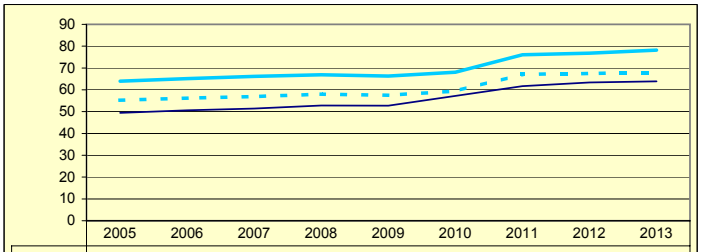

	2005	2006	2007	2008	2009	2010	2011	2012	2013
Gipuzkoa	63,97	65,12	66,14	66,92	66,29	68,08	76,07	76,80	78,21
Multzoa	55,23	56,15	56,89	58,03	57,52	59,42	67,08	67,48	67,93
Udala	49,41	50,59	51,43	52,78	52,71	57,18	61,69	63,37	63,91

Udala — Multzoa — Gipuzkoa

ELDUAIN

Biztanleak: 239 habitantes

	2005	2006	2007	2008	2009	2010	2011	2012	2013	
AU GORD	20,56	12,03	18,61	33,49	19,75	-5,40	-28,70	20,60		AHO BRU
LEG ZOR	0,00	0,00	2,89	2,41	2,10	2,24	2,61	1,87	1,74	NIV END
AU GARB	20,56	12,03	15,71	31,07	17,65	-7,63	-31,31	18,73		AHO NET
ZOR MUG	100,00	100,00	84,45	92,79	89,37	0,00	0,00	90,91	90,73	MAR END
ZOR BIZ	0,00	0,00	31,59	21,54	21,25	24,14	25,32	16,20	14,29	DEU VIV
LANGILE	35,80	37,18	34,42	28,31	32,32	40,86	51,30	36,74		PERSONA
AZPIKON	3,45	7,11	8,49	4,01	6,18	11,98	18,73	13,18		SUBCONT
DIRULAG	1,79	1,82	1,65	1,22	1,16	2,33	3,42	0,67		SUBVENC
FUNTZIO	77,64	86,14	79,74	65,29	79,09	103,07	125,28	78,73		FUNCION
INB G L	288,10	885,69	773,86	62,27	7,47	166,02	54,41	44,02		INV N A
INB G G	1.134,38	1.846,27	1.013,90	150,21	221,98	329,39	77,68	44,02		INV N T
INB M L	13,65	30,64	38,19	5,18	0,55	10,86	4,01	3,60		N INV A
INB M G	53,78	63,88	50,03	12,51	16,47	21,55	5,73	3,60		N INV T
K T MEN	74,60	52,02	23,68	58,55	96,64	49,60	29,96	0,00		DEP T K
MAI MEN	0,00	0,00	38,97	0,00	0,00	0,00	173,99	0,00		DEP PRE
PRE FIS	322,23	268,42	261,10	324,42	334,60	243,22	324,12	381,83		PRE FIS
ORDENAN	30,34	32,24	32,24	32,24	32,24	30,23	30,23	138,52	40,80	ORDENAN
Z AHALM	109,57	109,56	107,99	100,92	99,60	105,55	119,80	120,58	124,07	CAP FIS
T A MEN	69,33	74,59	69,90	68,45	61,53	75,49	65,17	70,19		DEP T C
APART S	7,81	0,77	6,83	12,69	18,29	1,80	0,57	2,45		ING EXT
KOB MAI	97,10	90,89	96,52	96,53	93,46	87,88	87,49	96,62	97,34	NIV COB
GODG	66,99	5,63	-10,75	15,80	33,93	19,63	-7,28	3,85		RTGG
LIKIDEZ	61,63	32,60	5,97	7,59	11,38	10,19	1,05	1,00		LIQUIDE

AURREZKI GARBIA
AHORRO NETO

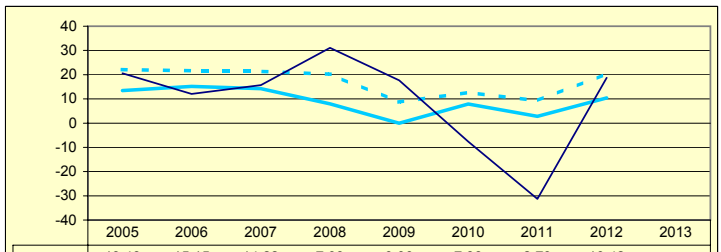

	2005	2006	2007	2008	2009	2010	2011	2012	2013
Gipuzkoa	13,43	15,15	14,22	7,93	0,00	7,88	2,79	10,42	
Multzoa	22,08	21,64	21,40	20,19	8,72	12,63	9,22	20,46	
Udala	20,56	12,03	15,71	31,07	17,65	-7,63	-31,31	18,73	

LEGEZKO ZORPETZE-MAILA
NIVEL DE ENDEUDAMIENTO LEGAL

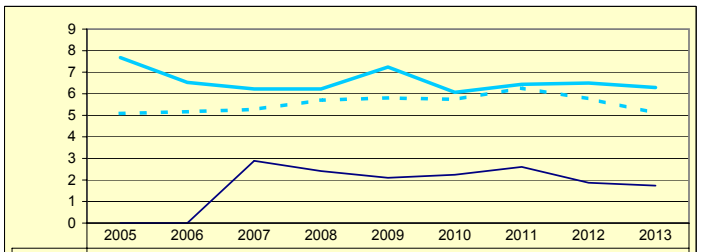

	2005	2006	2007	2008	2009	2010	2011	2012	2013
Gipuzkoa	7,68	6,53	6,22	6,22	7,24	6,07	6,44	6,50	6,29
Multzoa	5,09	5,17	5,27	5,70	5,81	5,74	6,26	5,77	5,11
Udala	0,00	0,00	2,89	2,41	2,10	2,24	2,61	1,87	1,74

ZOR BIZIA
DEUDA VIVA

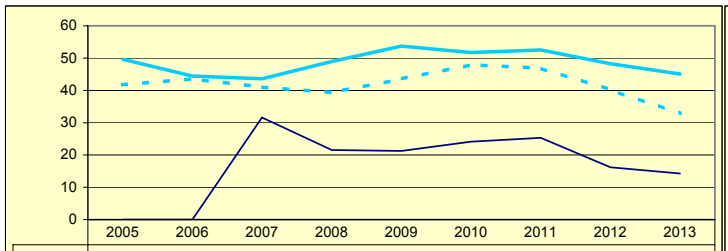

	2005	2006	2007	2008	2009	2010	2011	2012	2013
Gipuzkoa	49,65	44,43	43,59	48,96	53,71	51,71	52,52	48,25	45,09
Multzoa	41,76	43,57	41,02	39,33	43,53	47,93	46,86	40,17	32,83
Udala	0,00	0,00	31,59	21,54	21,25	24,14	25,32	16,20	14,29

INBERTSIO GARBIAK, GUZTIRA
INVERSIONES NETAS TOTALES

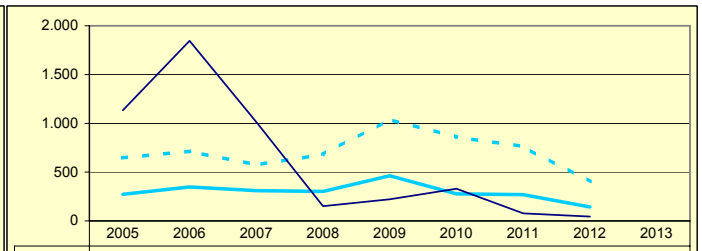

	2005	2006	2007	2008	2009	2010	2011	2012	2013
Gipuzkoa	272,34	348,41	309,34	302,50	462,68	277,65	269,39	142,22	
Multzoa	645,72	714,07	575,01	680,40	1.040,56	858,91	763,52	402,09	
Udala	1.134,38	1.846,27	1.013,90	150,21	221,98	329,39	77,68	44,02	

ORDENANTZAK
ORDENANZAS

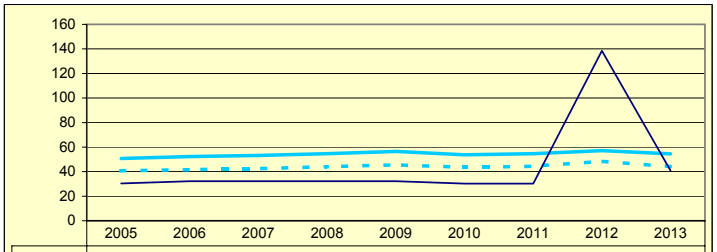

	2005	2006	2007	2008	2009	2010	2011	2012	2013
Gipuzkoa	50,71	52,30	53,14	54,67	56,48	53,72	54,67	57,06	54,50
Multzoa	40,63	41,61	42,40	44,10	45,50	43,50	44,35	48,56	44,12
Udala	30,34	32,24	32,24	32,24	32,24	30,23	30,23	138,52	40,80

ZERGA AHALMENA
CAPACIDAD FISCAL

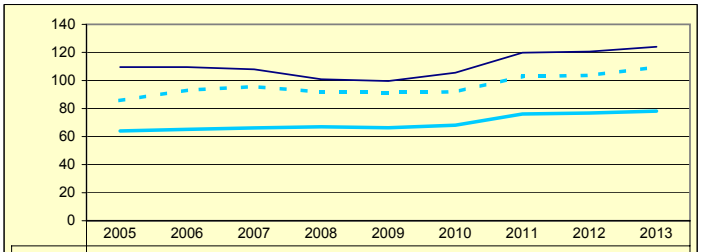

	2005	2006	2007	2008	2009	2010	2011	2012	2013
Gipuzkoa	63,97	65,12	66,14	66,92	66,29	68,08	76,07	76,80	78,21
Multzoa	85,64	93,05	95,58	91,73	91,38	91,85	102,94	103,61	109,57
Udala	109,57	109,56	107,99	100,92	99,60	105,55	119,80	120,58	124,07

Udala — Multzoa — Gipuzkoa

ELGOIBAR

Biztanleak: 11.518 habitantes

	2005	2006	2007	2008	2009	2010	2011	2012	2013	
AU GORD	25,01	23,52	20,76	13,07	-2,46	8,98	11,56	14,25		AHO BRU
LEG ZOR	3,59	3,25	2,86	2,40	0,92	0,50	0,25	0,25	0,24	NIV END
AU GARB	21,41	20,26	17,90	10,67	-3,38	8,49	11,31	14,00		AHO NET
ZOR MUG	85,62	86,14	86,23	81,65	0,00	94,44	97,86	98,26	98,47	MAR END
ZOR BIZ	10,45	6,39	3,63	1,25	0,44	1,92	1,82	1,60	1,43	DEU VIV
LANGILE	23,68	22,74	23,82	24,91	30,90	28,58	27,31	25,15		PERSONA
AZPIKON	24,24	28,00	29,43	32,87	38,76	34,17	33,33	33,95		SUBCONT
DIRULAG	10,49	9,92	9,53	9,53	10,90	9,37	8,43	7,97		SUBVENC
FUNTZIO	64,49	66,55	69,71	77,40	91,57	81,64	80,02	77,78		FUNCION
INB G L	286,39	167,23	101,48	2,94	351,68	188,56	119,83	30,73		INV N A
INB G G	312,03	266,13	166,09	195,87	708,35	470,57	243,86	53,40		INV N T
INB M L	23,87	12,94	8,53	0,22	17,56	11,50	8,33	2,53		N INV A
INB M G	26,00	20,59	13,96	14,70	35,37	28,70	16,94	4,39		N INV T
K T MEN	8,21	37,16	38,90	98,50	50,35	59,93	50,86	42,46		DEP T K
MAI MEN	0,00	0,00	0,00	37,99	19,10	4,20	0,95	0,00		DEP PRE
PRE FIS	477,00	510,39	427,07	510,27	520,18	522,48	560,85	570,85		PRE FIS
ORDENAN	55,67	57,04	58,56	60,12	62,53	59,05	59,99	61,55	61,87	ORDENAN
Z AHALM	66,08	66,82	67,44	67,27	65,85	66,67	75,11	75,43	76,33	CAP FIS
T A MEN	55,50	55,80	59,55	56,47	53,28	55,86	51,50	51,83		DEP T C
APART S	8,44	9,73	5,93	5,33	4,09	3,90	7,33	6,13		ING EXT
KOB MAI	93,46	96,94	95,02	96,74	96,11	97,31	97,15	97,33	95,87	NIV COB
GODG	37,20	40,14	44,57	42,92	35,79	12,68	13,09	18,44		RTGG
LIKIDEZ	15,97	16,00	12,95	23,11	39,11	5,78	3,30	4,41		LIQUIDE

AURREZKI GARBIA
AHORRO NETO

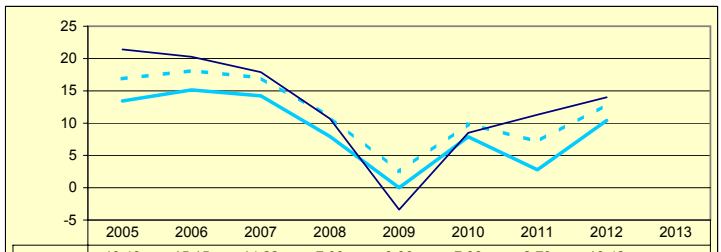

	2005	2006	2007	2008	2009	2010	2011	2012	2013
Gipuzkoa	13,43	15,15	14,22	7,93	0,00	7,88	2,79	10,42	
Multzoa	16,87	18,12	17,01	10,97	2,49	9,90	7,13	12,88	
Udala	21,41	20,26	17,90	10,67	-3,38	8,49	11,31	14,00	

LEGEZKO ZORPETZE-MAILA
NIVEL DE ENDEUDAMIENTO LEGAL

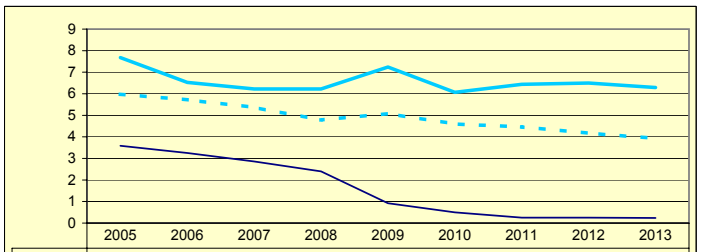

	2005	2006	2007	2008	2009	2010	2011	2012	2013
Gipuzkoa	7,68	6,53	6,22	6,22	7,24	6,07	6,44	6,50	6,29
Multzoa	5,98	5,72	5,37	4,78	5,08	4,60	4,46	4,17	3,93
Udala	3,59	3,25	2,86	2,40	0,92	0,50	0,25	0,25	0,24

ZOR BIZIA
DEUDA VIVA

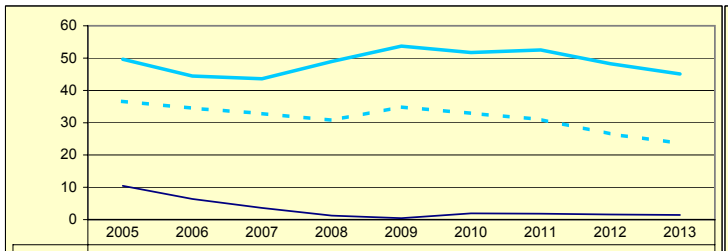

	2005	2006	2007	2008	2009	2010	2011	2012	2013
Gipuzkoa	49,65	44,43	43,59	48,96	53,71	51,71	52,52	48,25	45,09
Multzoa	36,63	34,48	32,86	30,76	34,89	32,88	31,01	26,49	23,65
Udala	10,45	6,39	3,63	1,25	0,44	1,92	1,82	1,60	1,43

INBERTSIO GARBIAK, GUZTIRA
INVERSIONES NETAS TOTALES

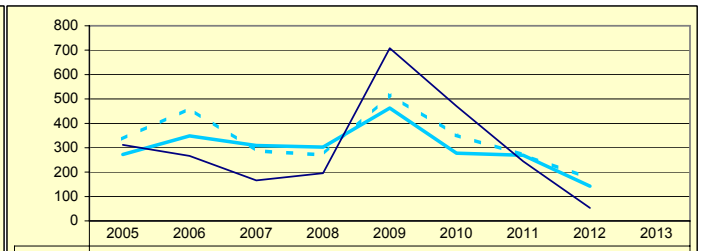

	2005	2006	2007	2008	2009	2010	2011	2012	2013
Gipuzkoa	272,34	348,41	309,34	302,50	462,68	277,65	269,39	142,22	
Multzoa	335,80	461,57	287,20	270,43	517,42	351,92	270,62	174,23	
Udala	312,03	266,13	166,09	195,87	708,35	470,57	243,86	53,40	

ORDENANTZAK
ORDENANZAS

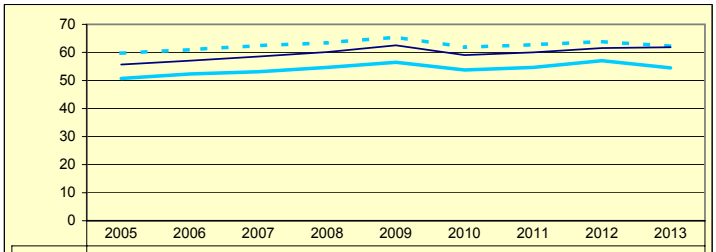

	2005	2006	2007	2008	2009	2010	2011	2012	2013
Gipuzkoa	50,71	52,30	53,14	54,67	56,48	53,72	54,67	57,06	54,50
Multzoa	59,75	60,96	62,41	63,44	65,46	61,86	62,77	63,85	62,25
Udala	55,67	57,04	58,56	60,12	62,53	59,05	59,99	61,55	61,87

ZERGA AHALMENA
CAPACIDAD FISCAL

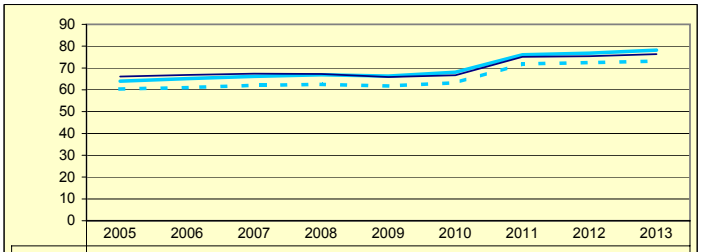

	2005	2006	2007	2008	2009	2010	2011	2012	2013
Gipuzkoa	63,97	65,12	66,14	66,92	66,29	68,08	76,07	76,80	78,21
Multzoa	60,34	61,02	62,08	62,49	61,76	63,25	71,87	72,49	73,18
Udala	66,08	66,82	67,44	67,27	65,85	66,67	75,11	75,43	76,33

Udala — Multzoa — Gipuzkoa

ELGETA

Biztanleak: 1.139 habitantes

	2005	2006	2007	2008	2009	2010	2011	2012	2013	
AU GORD	25,71	9,19	4,86	6,50	3,10	15,50	24,09	25,01		AHO BRU
LEG ZOR	7,75	7,47	6,16	10,42	9,71	7,95	10,12	10,40	10,89	NIV END
AU GARB	17,96	1,72	-1,30	-3,92	-6,61	7,55	13,97	14,61		AHO NET
ZOR MUG	69,85	18,74	0,00	0,00	0,00	48,71	57,99	58,41	49,25	MAR END
ZOR BIZ	39,81	50,43	48,04	84,03	77,19	60,80	71,17	64,79	59,98	DEU VIV
LANGILE	28,94	36,46	35,28	32,17	32,38	28,87	27,00	23,57		PERSONA
AZPIKON	10,32	12,15	13,97	15,94	15,76	14,84	12,05	16,46		SUBCONT
DIRULAG	1,66	4,08	3,17	1,60	2,60	1,25	1,36	1,12		SUBVENC
FUNTZIO	72,61	86,71	91,97	91,90	94,31	83,25	74,55	73,87		FUNCION
INB G L	291,52	581,95	-468,38	433,59	14,66	73,22	349,53	18,23		INV N A
INB G G	593,74	918,59	-312,90	1.051,42	768,64	533,25	605,63	513,88		INV N T
INB M L	10,36	16,30	-16,25	15,89	0,66	3,63	18,17	1,02		N INV A
INB M G	21,11	25,73	-10,86	38,52	34,49	26,41	31,48	28,67		N INV T
K T MEN	50,90	36,64	-48,91	58,59	97,90	86,27	42,29	96,45		DEP T K
MAI MEN	0,00	70,22	0,00	59,18	18,56	43,86	0,00	6,60		DEP PRE
PRE FIS	737,94	565,19	494,18	520,39	547,91	734,93	753,05	666,46		PRE FIS
ORDENAN	57,31	59,34	60,39	61,18	62,39	59,55	61,02	61,90	62,41	ORDENAN
Z AHALM	79,09	79,27	78,08	80,37	79,03	86,71	103,80	107,01	112,59	CAP FIS
T A MEN	47,53	55,73	61,44	60,33	58,61	51,53	47,54	51,32		DEP T C
APART S	26,23	12,17	6,67	7,04	6,02	5,97	9,25	6,92		ING EXT
KOB MAI	94,69	95,76	95,70	93,18	93,05	91,65	93,99	89,65	86,35	NIV COB
GODG	6,77	1,00	-1,61	9,36	11,29	21,93	8,20	17,19		RTGG
LIKIDEZ	44,37	0,00	4,49	2,70	2,13	42,67	0,00	0,00		LIQUIDE

AURREZKI GARBIA
AHORRO NETO

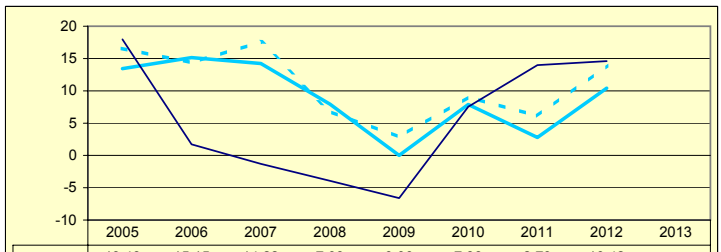

	2005	2006	2007	2008	2009	2010	2011	2012	2013
Gipuzkoa	13,43	15,15	14,22	7,93	0,00	7,88	2,79	10,42	
Multzoa	16,56	14,36	17,56	6,83	2,83	9,08	6,08	13,93	
Udala	17,96	1,72	-1,30	-3,92	-6,61	7,55	13,97	14,61	

LEGEZKO ZORPETZE-MAILA
NIVEL DE ENDEUDAMIENTO LEGAL

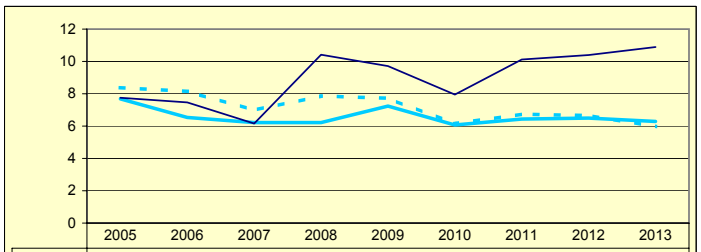

	2005	2006	2007	2008	2009	2010	2011	2012	2013
Gipuzkoa	7,68	6,53	6,22	6,22	7,24	6,07	6,44	6,50	6,29
Multzoa	8,38	8,15	6,98	7,86	7,72	6,15	6,73	6,65	5,97
Udala	7,75	7,47	6,16	10,42	9,71	7,95	10,12	10,40	10,89

ZOR BIZIA
DEUDA VIVA

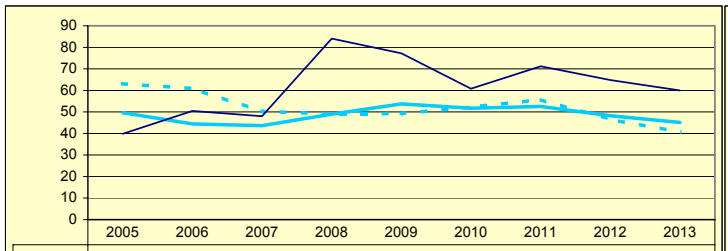

	2005	2006	2007	2008	2009	2010	2011	2012	2013
Gipuzkoa	49,65	44,43	43,59	48,96	53,71	51,71	52,52	48,25	45,09
Multzoa	63,12	60,90	50,27	49,14	49,27	52,27	55,68	46,53	40,64
Udala	39,81	50,43	48,04	84,03	77,19	60,80	71,17	64,79	59,98

INBERTSIO GARBIAK, GUZTIRA
INVERSIONES NETAS TOTALES

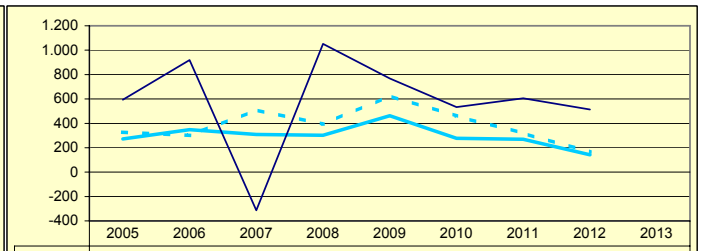

	2005	2006	2007	2008	2009	2010	2011	2012	2013
Gipuzkoa	272,34	348,41	309,34	302,50	462,68	277,65	269,39	142,22	
Multzoa	327,69	300,32	510,07	393,05	624,98	459,14	318,97	164,37	
Udala	593,74	918,59	-312,90	1.051,42	768,64	533,25	605,63	513,88	

ORDENANTZAK
ORDENANZAS

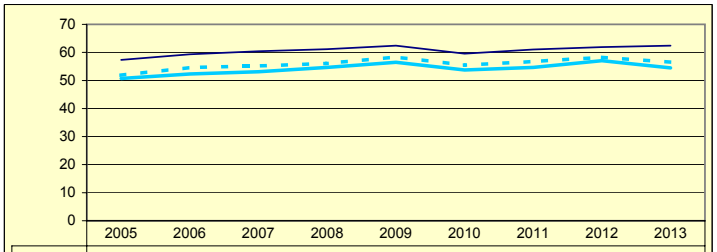

	2005	2006	2007	2008	2009	2010	2011	2012	2013
Gipuzkoa	50,71	52,30	53,14	54,67	56,48	53,72	54,67	57,06	54,50
Multzoa	51,86	54,60	55,14	56,08	58,34	55,43	56,76	58,26	56,54
Udala	57,31	59,34	60,39	61,18	62,39	59,55	61,02	61,90	62,41

ZERGA AHALMENA
CAPACIDAD FISCAL

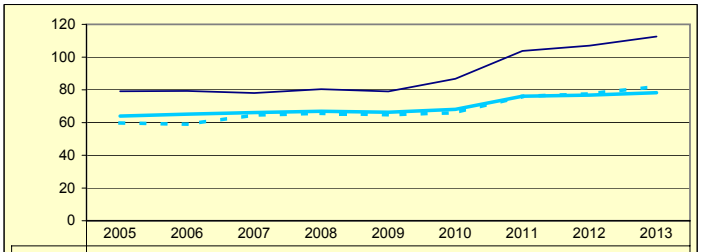

	2005	2006	2007	2008	2009	2010	2011	2012	2013
Gipuzkoa	63,97	65,12	66,14	66,92	66,29	68,08	76,07	76,80	78,21
Multzoa	59,80	59,00	64,59	65,67	64,73	66,04	75,98	77,60	82,08
Udala	79,09	79,27	78,08	80,37	79,03	86,71	103,80	107,01	112,59

Udala — Multzoa — Gipuzkoa

ESKORIATZA

Biztanleak: 4.064 habitantes

	2005	2006	2007	2008	2009	2010	2011	2012	2013	
AU GORD	20,50	22,94	26,81	18,40	13,81	23,27	12,57	19,06		AHO BRU
LEG ZOR	16,06	14,17	15,14	16,98	16,24	4,83	5,58	5,26	5,05	NIV END
AU GARB	4,44	8,76	11,67	1,42	-2,42	18,45	6,98	13,80		AHO NET
ZOR MUG	21,68	38,21	43,53	7,72	0,00	79,26	55,57	72,39	70,58	MAR END
ZOR BIZ	128,72	112,04	98,16	93,24	51,78	40,50	41,20	33,48	28,63	DEU VIV
LANGILE	22,25	22,19	22,88	25,58	27,73	24,85	28,81	26,01		PERSONA
AZPIKON	18,73	21,23	21,40	22,53	25,36	22,37	26,52	24,52		SUBCONT
DIRULAG	10,43	8,82	7,63	8,83	8,94	7,06	7,01	6,93		SUBVENC
FUNTZIO	69,06	68,22	65,56	72,77	77,25	69,67	80,42	74,01		FUNCION
INB G L	198,59	242,96	503,38	147,73	303,68	-13,57	269,04	81,22		INV N A
INB G G	258,92	425,16	550,68	228,32	498,58	155,31	333,98	104,02		INV N T
INB M L	14,07	10,38	29,38	11,46	18,05	-0,91	16,44	6,11		N INV A
INB M G	18,35	18,17	32,14	17,71	29,63	10,40	20,41	7,83		N INV T
K T MEN	23,30	42,85	8,59	35,29	39,09	108,74	19,45	21,91		DEP T K
MAI MEN	68,48	102,51	0,00	32,34	27,22	0,00	0,00	0,00		DEP PRE
PRE FIS	492,16	598,31	598,00	512,34	548,39	645,76	586,86	613,32		PRE FIS
ORDENAN	55,11	57,19	58,24	59,62	61,33	57,68	58,59	59,83	58,82	ORDENAN
Z AHALM	66,17	67,19	69,11	67,87	67,60	70,77	80,95	80,82	80,56	CAP FIS
T A MEN	51,85	49,58	50,98	54,44	50,71	49,99	48,14	49,47		DEP T C
APART S	10,12	15,58	12,25	3,90	4,30	7,19	6,17	5,30		ING EXT
KOB MAI	95,19	95,43	96,25	92,27	91,19	91,16	92,45	94,09	90,06	NIV COB
GODG	14,80	29,24	23,61	32,54	38,09	34,71	40,80	39,48		RTGG
LIKIDEZ	7,03	13,53	11,06	15,81	34,21	25,60	38,86	74,55		LIQUIDE

AURREZKI GARBIA
AHORRO NETO

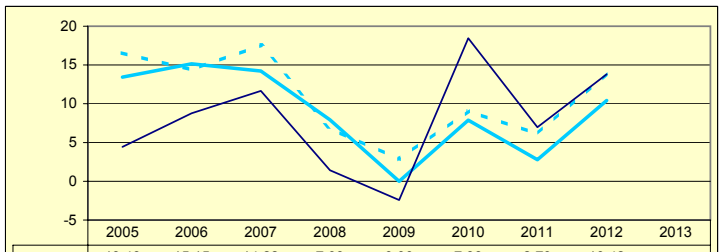

	2005	2006	2007	2008	2009	2010	2011	2012	2013
Gipuzkoa	13,43	15,15	14,22	7,93	0,00	7,88	2,79	10,42	
Multzoa	16,56	14,36	17,56	6,83	2,83	9,08	6,08	13,93	
Udala	4,44	8,76	11,67	1,42	-2,42	18,45	6,98	13,80	

LEGEZKO ZORPETZE-MAILA
NIVEL DE ENDEUDAMIENTO LEGAL

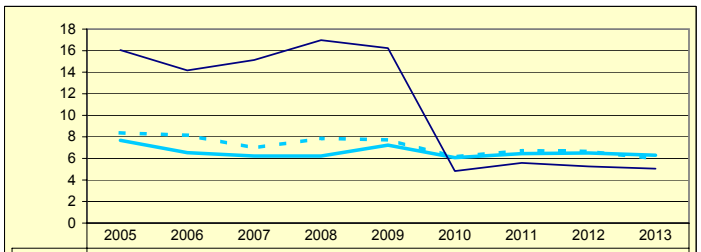

	2005	2006	2007	2008	2009	2010	2011	2012	2013
Gipuzkoa	7,68	6,53	6,22	6,22	7,24	6,07	6,44	6,50	6,29
Multzoa	8,38	8,15	6,98	7,86	7,72	6,15	6,73	6,65	5,97
Udala	16,06	14,17	15,14	16,98	16,24	4,83	5,58	5,26	5,05

ZOR BIZIA
DEUDA VIVA

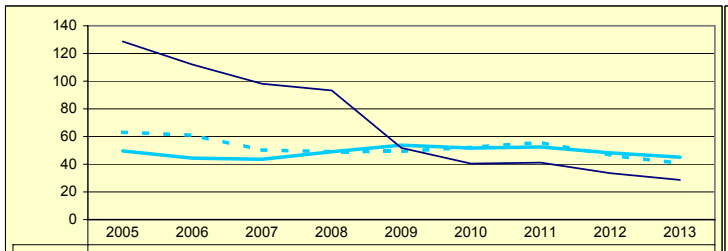

	2005	2006	2007	2008	2009	2010	2011	2012	2013
Gipuzkoa	49,65	44,43	43,59	48,96	53,71	51,71	52,52	48,25	45,09
Multzoa	63,12	60,90	50,27	49,14	49,27	52,27	55,68	46,53	40,64
Udala	128,72	112,04	98,16	93,24	51,78	40,50	41,20	33,48	28,63

INBERTSIO GARBIAK, GUZTIRA
INVERSIONES NETAS TOTALES

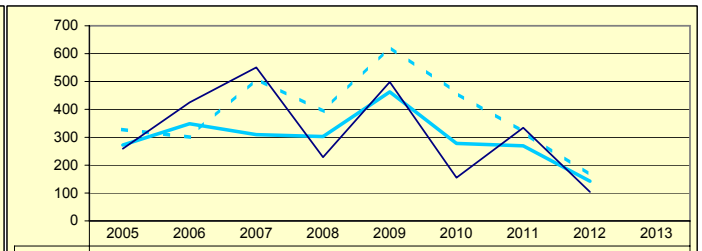

	2005	2006	2007	2008	2009	2010	2011	2012	2013
Gipuzkoa	272,34	348,41	309,34	302,50	462,68	277,65	269,39	142,22	
Multzoa	327,69	300,32	510,07	393,05	624,98	459,14	318,97	164,37	
Udala	258,92	425,16	550,68	228,32	498,58	155,31	333,98	104,02	

ORDENANTZAK
ORDENANZAS

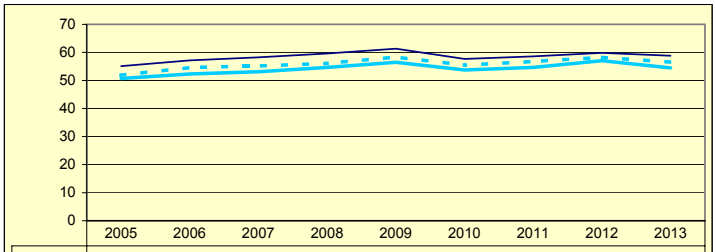

	2005	2006	2007	2008	2009	2010	2011	2012	2013
Gipuzkoa	50,71	52,30	53,14	54,67	56,48	53,72	54,67	57,06	54,50
Multzoa	51,86	54,60	55,14	56,08	58,34	55,43	56,76	58,26	56,54
Udala	55,11	57,19	58,24	59,62	61,33	57,68	58,59	59,83	58,82

ZERGA AHALMENA
CAPACIDAD FISCAL

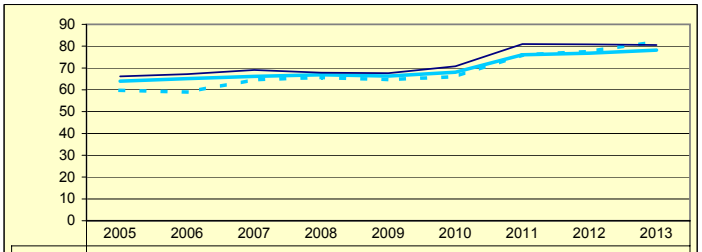

	2005	2006	2007	2008	2009	2010	2011	2012	2013
Gipuzkoa	63,97	65,12	66,14	66,92	66,29	68,08	76,07	76,80	78,21
Multzoa	59,80	59,00	64,59	65,67	64,73	66,04	75,98	77,60	82,08
Udala	66,17	67,19	69,11	67,87	67,60	70,77	80,95	80,82	80,56

Udala — Multzoa — Gipuzkoa

EZKIO-ITSASO

Biztanleak: 602 habitantes

	2005	2006	2007	2008	2009	2010	2011	2012	2013	
AU GORD	19,17	23,42	38,30	19,16	4,79	16,94	23,83	38,16		AHO BRU
LEG ZOR	2,36	2,24	1,86	2,38	2,35	2,00	2,22	0,00	0,00	NIV END
AU GARB	16,81	21,17	36,44	16,78	2,44	14,94	21,60	38,16		AHO NET
ZOR MUG	87,67	90,41	95,15	87,56	50,88	88,19	90,67	100,00	100,00	MAR END
ZOR BIZ	21,56	19,22	13,72	15,30	14,25	12,88	0,00	0,00	0,00	DEU VIV
LANGILE	30,12	29,46	23,28	30,83	35,41	33,77	29,70	25,01		PERSONA
AZPIKON	17,31	15,77	16,20	22,49	27,96	20,27	20,08	13,49		SUBCONT
DIRULAG	8,69	5,08	3,86	4,95	4,81	4,96	4,83	4,82		SUBVENC
FUNTZIO	72,12	71,49	57,84	75,89	90,40	78,09	71,34	57,02		FUNCION
INB G L	194,23	203,94	348,23	711,11	604,17	153,85	-624,59	159,70		INV N A
INB G G	340,87	508,42	478,03	791,74	1.008,26	363,01	-190,97	268,70		INV N T
INB M L	12,13	6,59	18,59	27,74	19,85	7,94	-41,93	10,31		N INV A
INB M G	21,28	16,44	25,52	30,88	33,13	18,72	-12,82	17,34		N INV T
K T MEN	43,01	59,88	27,15	10,18	40,08	57,62	-227,06	40,57		DEP T K
MAI MEN	0,00	0,00	0,00	10,74	15,59	0,00	0,00	0,00		DEP PRE
PRE FIS	629,85	623,03	962,00	687,77	656,95	568,39	665,65	774,13		PRE FIS
ORDENAN	50,84	52,06	53,50	54,59	55,92	53,46	53,82	54,99	52,60	ORDENAN
Z AHALM	125,68	131,33	127,68	127,57	125,32	121,92	124,30	126,16	138,84	CAP FIS
T A MEN	51,72	53,44	43,83	48,71	47,40	52,67	53,20	45,10		DEP T C
APART S	6,61	5,52	27,09	10,95	14,61	9,97	8,20	15,97		ING EXT
KOB MAI	90,57	87,30	87,24	86,65	86,62	88,60	86,04	85,59	90,21	NIV COB
GODG	31,66	41,16	51,26	39,98	11,19	16,45	67,32	82,41		RTGG
LIKIDEZ	37,73	0,00	25,64	52,26	46,35	0,00	0,00	0,00		LIQUIDE

AURREZKI GARBIA
AHORRO NETO

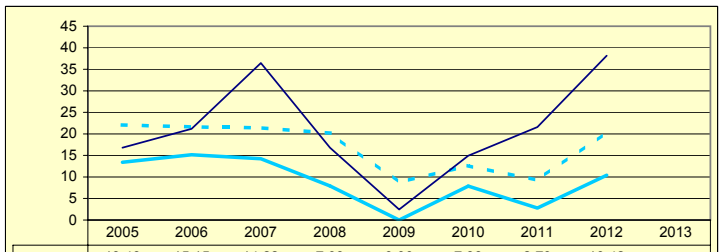

	2005	2006	2007	2008	2009	2010	2011	2012	2013
Gipuzkoa	13,43	15,15	14,22	7,93	0,00	7,88	2,79	10,42	
Multzoa	22,08	21,64	21,40	20,19	8,72	12,63	9,22	20,46	
Udala	16,81	21,17	36,44	16,78	2,44	14,94	21,60	38,16	

LEGEZKO ZORPETZE-MAILA
NIVEL DE ENDEUDAMIENTO LEGAL

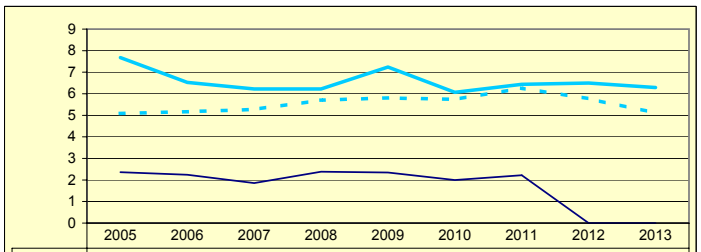

	2005	2006	2007	2008	2009	2010	2011	2012	2013
Gipuzkoa	7,68	6,53	6,22	6,22	7,24	6,07	6,44	6,50	6,29
Multzoa	5,09	5,17	5,27	5,70	5,81	5,74	6,26	5,77	5,11
Udala	2,36	2,24	1,86	2,38	2,35	2,00	2,22	0,00	0,00

ZOR BIZIA
DEUDA VIVA

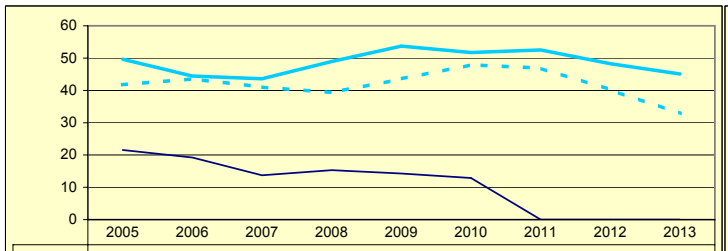

	2005	2006	2007	2008	2009	2010	2011	2012	2013
Gipuzkoa	49,65	44,43	43,59	48,96	53,71	51,71	52,52	48,25	45,09
Multzoa	41,76	43,57	41,02	39,33	43,53	47,93	46,86	40,17	32,83
Udala	21,56	19,22	13,72	15,30	14,25	12,88	0,00	0,00	0,00

INBERTSIO GARBIAK, GUZTIRA
INVERSIONES NETAS TOTALES

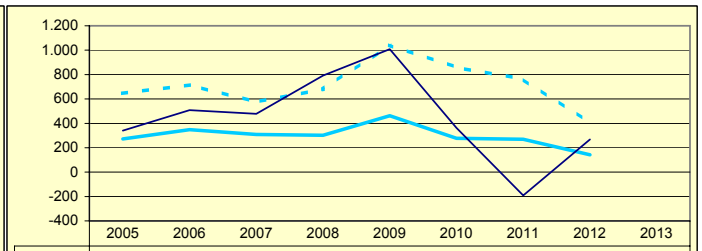

	2005	2006	2007	2008	2009	2010	2011	2012	2013
Gipuzkoa	272,34	348,41	309,34	302,50	462,68	277,65	269,39	142,22	
Multzoa	645,72	714,07	575,01	680,40	1.040,56	858,91	763,52	402,09	
Udala	340,87	508,42	478,03	791,74	1.008,26	363,01	-190,97	268,70	

ORDENANTZAK
ORDENANZAS

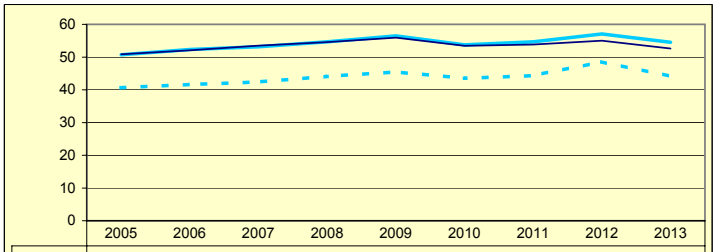

	2005	2006	2007	2008	2009	2010	2011	2012	2013
Gipuzkoa	50,71	52,30	53,14	54,67	56,48	53,72	54,67	57,06	54,50
Multzoa	40,63	41,61	42,40	44,10	45,50	43,50	44,35	48,56	44,12
Udala	50,84	52,06	53,50	54,59	55,92	53,46	53,82	54,99	52,60

ZERGA AHALMENA
CAPACIDAD FISCAL

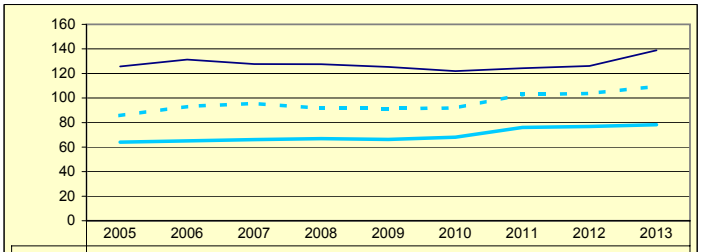

	2005	2006	2007	2008	2009	2010	2011	2012	2013
Gipuzkoa	63,97	65,12	66,14	66,92	66,29	68,08	76,07	76,80	78,21
Multzoa	85,64	93,05	95,58	91,73	91,38	91,85	102,94	103,61	109,57
Udala	125,68	131,33	127,68	127,57	125,32	121,92	124,30	126,16	138,84

Udala — Multzoa — Gipuzkoa

HONDARRIBIA

Biztanleak: 16.795 habitantes

	2005	2006	2007	2008	2009	2010	2011	2012	2013	
AU GORD	33,02	35,36	39,45	32,26	21,28	28,72	24,90	30,00		AHO BRU
LEG ZOR	0,00	0,00	0,00	0,00	0,00	0,00	0,00	0,00	0,00	NIV END
AU GARB	33,02	35,36	39,45	32,26	21,28	28,72	24,90	30,00		AHO NET
ZOR MUG	100,00	100,00	100,00	100,00	100,00	100,00	100,00	100,00	100,00	MAR END
ZOR BIZ	0,00	0,00	0,00	0,00	0,00	0,00	0,00	0,00	0,00	DEU VIV
LANGILE	26,19	26,14	23,46	26,24	30,39	30,01	30,02	26,16		PERSONA
AZPIKON	12,07	12,45	11,98	11,78	17,37	14,73	17,08	15,38		SUBCONT
DIRULAG	5,71	4,07	4,79	6,09	6,54	6,22	6,40	7,71		SUBVENC
FUNTZIO	61,25	60,55	55,76	61,65	72,18	65,06	68,70	62,29		FUNCION
INB G L	126,64	425,76	-8,56	137,94	72,73	432,17	328,66	411,23		INV N A
INB G G	195,46	520,89	73,01	175,75	561,29	633,35	604,95	545,61		INV N T
INB M L	10,42	33,51	-0,77	11,08	4,72	26,10	19,86	28,40		N INV A
INB M G	16,08	41,00	6,53	14,11	36,44	38,25	36,55	37,68		N INV T
K T MEN	35,20	18,26	111,72	21,51	87,04	31,76	45,67	24,63		DEP T K
MAI MEN	0,00	0,00	0,00	0,00	0,00	0,00	0,00	0,00		DEP PRE
PRE FIS	617,10	632,23	712,21	713,36	715,22	761,67	714,75	721,84		PRE FIS
ORDENAN	66,77	68,11	69,63	71,01	73,07	69,16	69,16	70,52	64,78	ORDENAN
Z AHALM	67,41	68,60	69,29	70,25	69,43	71,49	82,12	84,01	83,09	CAP FIS
T A MEN	52,69	54,36	50,83	49,58	48,96	49,54	48,25	50,71		DEP T C
APART S	11,32	8,97	13,42	11,28	9,78	12,09	10,40	9,39		ING EXT
KOB MAI	94,73	94,62	96,76	96,33	93,91	94,55	95,29	93,81	83,66	NIV COB
GODG	118,87	111,70	123,81	141,71	143,29	139,43	142,48	131,24		RTGG
LIKIDEZ	71,28	69,95	68,62	111,39	171,16	147,66	171,09	267,85		LIQUIDE

AURREZKI GARBIA
AHORRO NETO

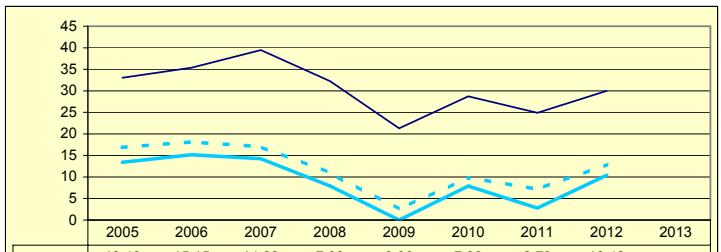

	2005	2006	2007	2008	2009	2010	2011	2012	2013
Gipuzkoa	13,43	15,15	14,22	7,93	0,00	7,88	2,79	10,42	
Multzoa	16,87	18,12	17,01	10,97	2,49	9,90	7,13	12,88	
Udala	33,02	35,36	39,45	32,26	21,28	28,72	24,90	30,00	

LEGEZKO ZORPETZE-MAILA
NIVEL DE ENDEUDAMIENTO LEGAL

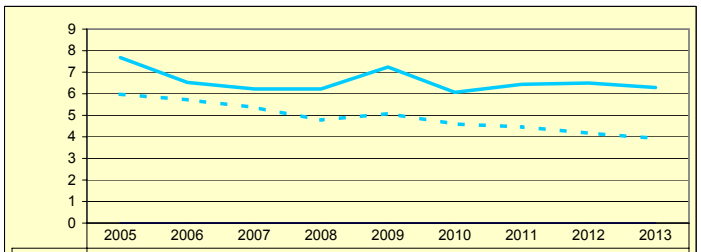

	2005	2006	2007	2008	2009	2010	2011	2012	2013
Gipuzkoa	7,68	6,53	6,22	6,22	7,24	6,07	6,44	6,50	6,29
Multzoa	5,98	5,72	5,37	4,78	5,08	4,60	4,46	4,17	3,93
Udala	0,00	0,00	0,00	0,00	0,00	0,00	0,00	0,00	0,00

ZOR BIZIA
DEUDA VIVA

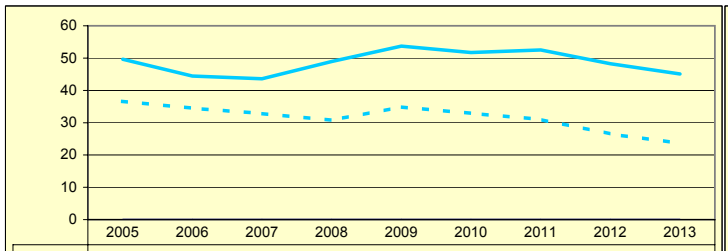

	2005	2006	2007	2008	2009	2010	2011	2012	2013
Gipuzkoa	49,65	44,43	43,59	48,96	53,71	51,71	52,52	48,25	45,09
Multzoa	36,63	34,48	32,86	30,76	34,89	32,88	31,01	26,49	23,65
Udala	0,00	0,00	0,00	0,00	0,00	0,00	0,00	0,00	0,00

INBERTSIO GARBIAK, GUZTIRA
INVERSIONES NETAS TOTALES

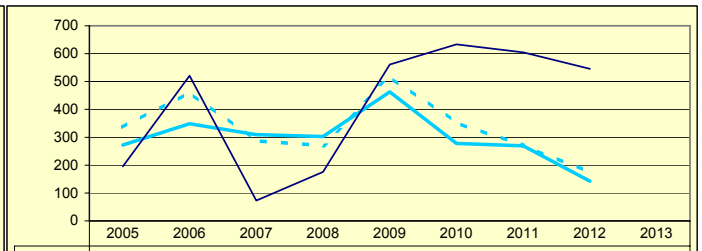

	2005	2006	2007	2008	2009	2010	2011	2012	2013
Gipuzkoa	272,34	348,41	309,34	302,50	462,68	277,65	269,39	142,22	
Multzoa	335,80	461,57	287,20	270,43	517,42	351,92	270,62	174,23	
Udala	195,46	520,89	73,01	175,75	561,29	633,35	604,95	545,61	

ORDENANTZAK
ORDENANZAS

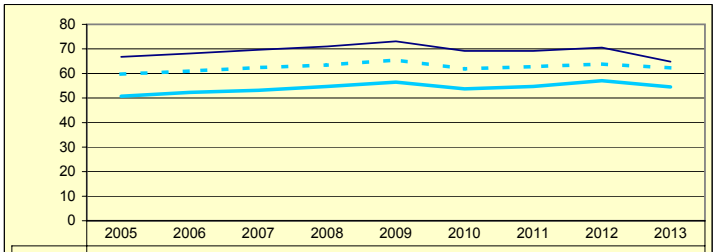

	2005	2006	2007	2008	2009	2010	2011	2012	2013
Gipuzkoa	50,71	52,30	53,14	54,67	56,48	53,72	54,67	57,06	54,50
Multzoa	59,75	60,96	62,41	63,44	65,46	61,86	62,77	63,85	62,25
Udala	66,77	68,11	69,63	71,01	73,07	69,16	69,16	70,52	64,78

ZERGA AHALMENA
CAPACIDAD FISCAL

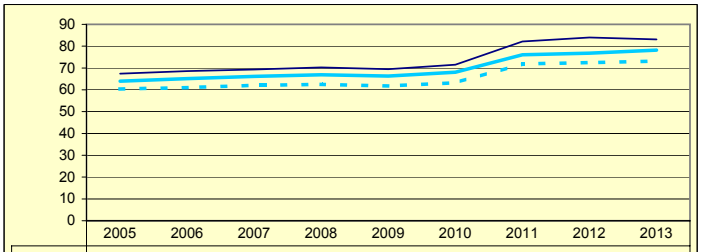

	2005	2006	2007	2008	2009	2010	2011	2012	2013
Gipuzkoa	63,97	65,12	66,14	66,92	66,29	68,08	76,07	76,80	78,21
Multzoa	60,34	61,02	62,08	62,49	61,76	63,25	71,87	72,49	73,18
Udala	67,41	68,60	69,29	70,25	69,43	71,49	82,12	84,01	83,09

Udala — Multzoa — Gipuzkoa

GAINTZA

Biztanleak: 119 habitantes

	2005	2006	2007	2008	2009	2010	2011	2012	2013	
AU GORD	12,77	11,36	18,00	11,19	-18,25	14,23	4,97	16,69		AHO BRU
LEG ZOR	6,77	6,62	7,09	11,00	8,61	6,61	7,46	7,25	7,04	NIV END
AU GARB	6,00	4,73	10,91	0,19	-26,86	7,61	-2,49	9,44		AHO NET
ZOR MUG	46,98	41,67	60,60	1,66	0,00	53,51	0,00	56,58	52,22	MAR END
ZOR BIZ	67,48	63,54	80,16	51,50	56,36	40,91	38,76	30,50	23,55	DEU VIV
LANGILE	43,76	47,46	44,27	48,13	63,72	50,86	56,67	44,72		PERSONA
AZPIKON	6,59	2,98	2,98	2,79	4,94	3,88	4,52	3,87		SUBCONT
DIRULAG	4,44	5,34	5,32	3,15	3,98	2,21	2,22	2,15		SUBVENC
FUNTZIO	82,77	83,29	76,69	85,66	114,27	83,56	92,81	81,16		FUNCION
INB G L	-607,54	1.460,13	189,10	528,72	156,51	313,77	-115,21	-859,34		INV N A
INB G G	520,76	1.460,13	725,11	618,59	1.427,90	596,03	73,38	860,41		INV N T
INB M L	-26,70	50,35	8,96	24,55	4,98	14,58	-7,11	-25,41		N INV A
INB M G	22,89	50,35	34,35	28,73	45,42	27,70	4,53	25,44		N INV T
K T MEN	216,66	0,00	73,92	14,53	89,04	47,36	257,00	199,88		DEP T K
MAI MEN	0,00	0,00	0,00	24,43	19,84	0,00	0,00	9,22		DEP PRE
PRE FIS	176,78	180,40	179,28	306,07	180,54	198,77	245,24	316,30		PRE FIS
ORDENAN	26,86	36,11	36,58	37,17	37,44	39,91	45,45	52,90	53,56	ORDENAN
Z AHALM	71,87	64,60	62,86	66,14	63,81	68,88	77,49	80,19	80,04	CAP FIS
T A MEN	81,81	83,60	85,37	76,85	80,54	79,08	78,02	78,02		DEP T C
APART S	6,11	3,64	2,61	9,88	5,20	9,14	6,66	7,01		ING EXT
KOB MAI	92,36	93,97	92,58	93,45	96,21	91,27	88,92	94,69	92,27	NIV COB
GODG	11,72	12,49	25,77	16,80	-2,06	-18,76	-22,51	40,81		RTGG
LIKIDEZ	19,77	15,28	10,57	20,51	18,07	7,78	1,45	0,34		LIQUIDE

AURREZKI GARBIA
AHORRO NETO

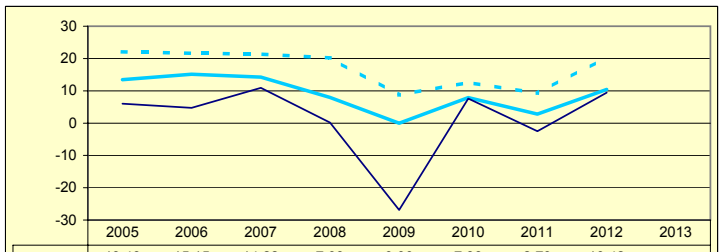

	2005	2006	2007	2008	2009	2010	2011	2012	2013
Gipuzkoa	13,43	15,15	14,22	7,93	0,00	7,88	2,79	10,42	
Multzoa	22,08	21,64	21,40	20,19	8,72	12,63	9,22	20,46	
Udala	6,00	4,73	10,91	0,19	-26,86	7,61	-2,49	9,44	

LEGEZKO ZORPETZE-MAILA
NIVEL DE ENDEUDAMIENTO LEGAL

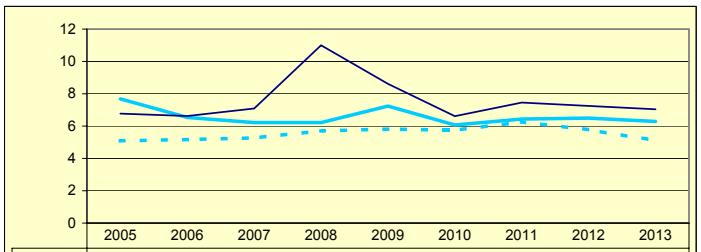

	2005	2006	2007	2008	2009	2010	2011	2012	2013
Gipuzkoa	7,68	6,53	6,22	6,22	7,24	6,07	6,44	6,50	6,29
Multzoa	5,09	5,17	5,27	5,70	5,81	5,74	6,26	5,77	5,11
Udala	6,77	6,62	7,09	11,00	8,61	6,61	7,46	7,25	7,04

ZOR BIZIA
DEUDA VIVA

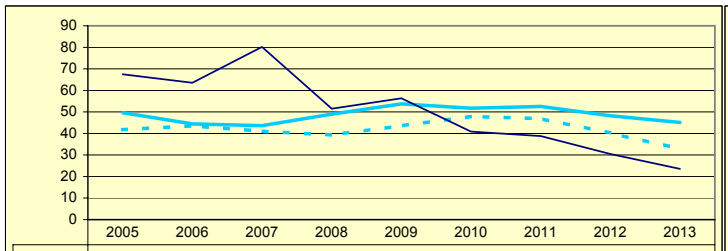

	2005	2006	2007	2008	2009	2010	2011	2012	2013
Gipuzkoa	49,65	44,43	43,59	48,96	53,71	51,71	52,52	48,25	45,09
Multzoa	41,76	43,57	41,02	39,33	43,53	47,93	46,86	40,17	32,83
Udala	67,48	63,54	80,16	51,50	56,36	40,91	38,76	30,50	23,55

INBERTSIO GARBIAK, GUZTIRA
INVERSIONES NETAS TOTALES

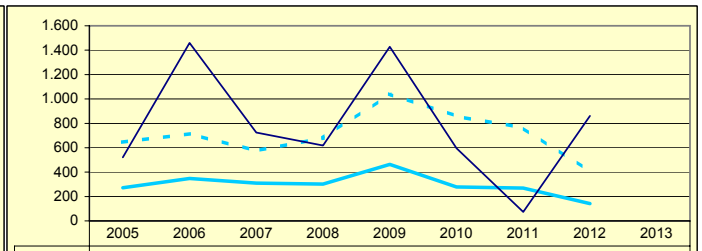

	2005	2006	2007	2008	2009	2010	2011	2012	2013
Gipuzkoa	272,34	348,41	309,34	302,50	462,68	277,65	269,39	142,22	
Multzoa	645,72	714,07	575,01	680,40	1.040,56	858,91	763,52	402,09	
Udala	520,76	1.460,13	725,11	618,59	1.427,90	596,03	73,38	860,41	

ORDENANTZAK
ORDENANZAS

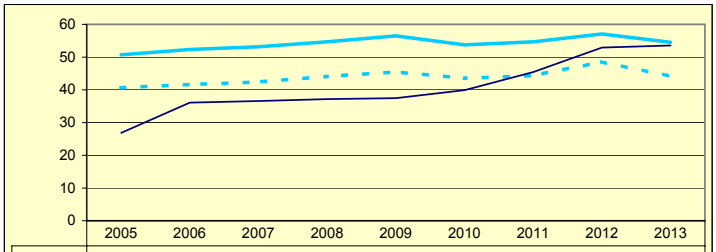

	2005	2006	2007	2008	2009	2010	2011	2012	2013
Gipuzkoa	50,71	52,30	53,14	54,67	56,48	53,72	54,67	57,06	54,50
Multzoa	40,63	41,61	42,40	44,10	45,50	43,50	44,35	48,56	44,12
Udala	26,86	36,11	36,58	37,17	37,44	39,91	45,45	52,90	53,56

ZERGA AHALMENA
CAPACIDAD FISCAL

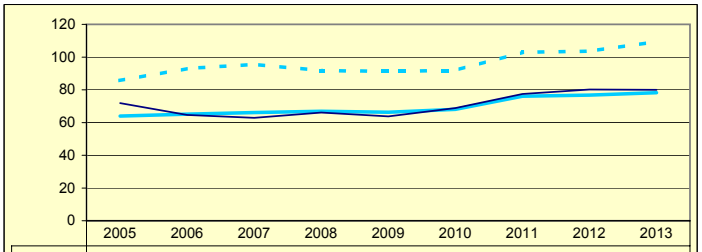

	2005	2006	2007	2008	2009	2010	2011	2012	2013
Gipuzkoa	63,97	65,12	66,14	66,92	66,29	68,08	76,07	76,80	78,21
Multzoa	85,64	93,05	95,58	91,73	91,38	91,85	102,94	103,61	109,57
Udala	71,87	64,60	62,86	66,14	63,81	68,88	77,49	80,19	80,04

Udala — Multzoa — Gipuzkoa

GABIRIA

Biztanleak: 496 habitantes

	2005	2006	2007	2008	2009	2010	2011	2012	2013	
AU GORD	12,42	2,26	28,43	17,62	0,61	9,99	4,07	24,15		AHO BRU
LEG ZOR	7,55	6,22	5,94	7,67	7,16	4,94	6,58	6,03	5,68	NIV END
AU GARB	4,86	-3,95	22,49	9,95	-6,55	5,05	-2,51	18,13		AHO NET
ZOR MUG	39,16	0,00	79,11	56,45	0,00	50,51	0,00	75,04	74,60	MAR END
ZOR BIZ	95,21	76,61	66,32	76,55	74,90	55,08	66,27	54,37	48,86	DEU VIV
LANGILE	23,56	20,34	18,42	23,41	25,50	20,66	32,14	24,00		PERSONA
AZPIKON	14,89	13,43	9,66	18,96	18,03	14,07	17,16	16,37		SUBCONT
DIRULAG	7,51	7,78	5,31	7,60	8,93	5,91	8,83	7,32		SUBVENC
FUNTZIO	80,06	89,94	66,25	74,78	90,46	84,10	87,10	68,53		FUNCION
INB G L	92,29	-78,88	-70,61	297,69	320,25	131,26	217,59	44,91		INV N A
INB G G	244,71	413,57	-63,64	297,69	515,72	495,02	279,14	85,87		INV N T
INB M L	7,94	-4,09	-6,71	22,90	19,38	7,81	16,95	4,58		N INV A
INB M G	21,05	21,44	-6,04	22,90	31,22	29,47	21,74	8,75		N INV T
K T MEN	62,28	119,07	-10,96	0,00	37,90	73,48	22,05	47,70		DEP T K
MAI MEN	0,00	0,00	0,00	29,47	29,85	0,00	0,00	0,00		DEP PRE
PRE FIS	236,71	462,69	482,59	205,92	220,87	306,63	224,16	260,04		PRE FIS
ORDENAN	36,57	36,85	37,15	37,53	39,43	37,69	38,37	38,37	37,16	ORDENAN
Z AHALM	95,99	94,70	94,73	92,25	85,70	86,15	89,52	91,93	96,77	CAP FIS
T A MEN	73,41	59,25	59,53	75,84	72,77	66,34	67,42	69,67		DEP T C
APART S	3,20	20,89	24,31	2,51	4,35	15,07	4,76	3,21		ING EXT
KOB MAI	91,27	94,37	93,48	93,92	97,47	93,91	96,53	93,92	92,07	NIV COB
GODG	48,44	36,54	61,94	65,80	32,56	14,35	-6,74	2,83		RTGG
LIKIDEZ	0,99	2,97	9,03	22,57	2,06	7,94	0,07	0,11		LIQUIDE

AURREZKI GARBIA
AHORRO NETO

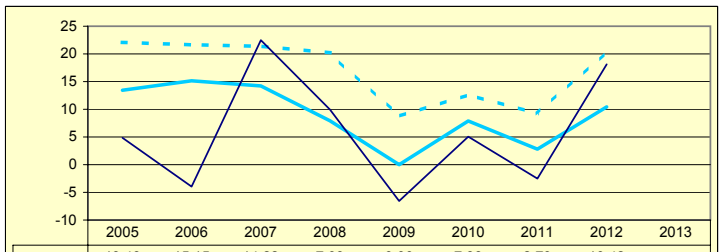

	2005	2006	2007	2008	2009	2010	2011	2012	2013
Gipuzkoa	13,43	15,15	14,22	7,93	0,00	7,88	2,79	10,42	
Multzoa	22,08	21,64	21,40	20,19	8,72	12,63	9,22	20,46	
Udala	4,86	-3,95	22,49	9,95	-6,55	5,05	-2,51	18,13	

LEGEZKO ZORPETZE-MAILA
NIVEL DE ENDEUDAMIENTO LEGAL

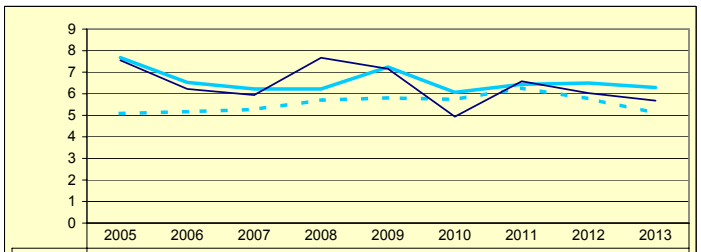

	2005	2006	2007	2008	2009	2010	2011	2012	2013
Gipuzkoa	7,68	6,53	6,22	6,22	7,24	6,07	6,44	6,50	6,29
Multzoa	5,09	5,17	5,27	5,70	5,81	5,74	6,26	5,77	5,11
Udala	7,55	6,22	5,94	7,67	7,16	4,94	6,58	6,03	5,68

ZOR BIZIA
DEUDA VIVA

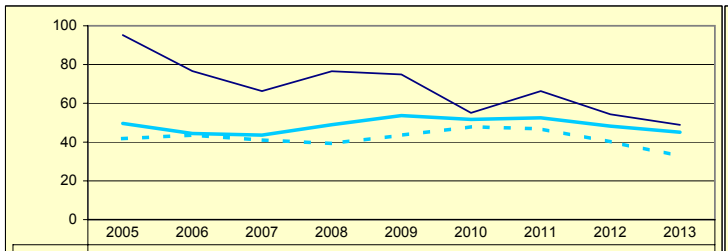

	2005	2006	2007	2008	2009	2010	2011	2012	2013
Gipuzkoa	49,65	44,43	43,59	48,96	53,71	51,71	52,52	48,25	45,09
Multzoa	41,76	43,57	41,02	39,33	43,53	47,93	46,86	40,17	32,83
Udala	95,21	76,61	66,32	76,55	74,90	55,08	66,27	54,37	48,86

INBERTSIO GARBIAK, GUZTIRA
INVERSIONES NETAS TOTALES

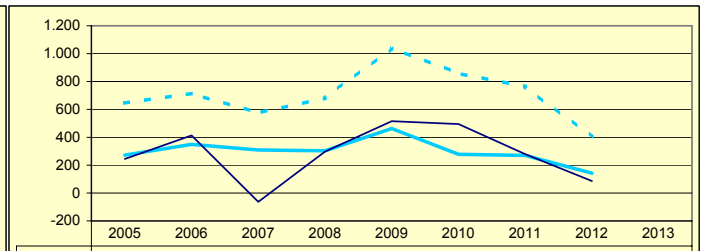

	2005	2006	2007	2008	2009	2010	2011	2012	2013
Gipuzkoa	272,34	348,41	309,34	302,50	462,68	277,65	269,39	142,22	
Multzoa	645,72	714,07	575,01	680,40	1.040,56	858,91	763,52	402,09	
Udala	244,71	413,57	-63,64	297,69	515,72	495,02	279,14	85,87	

ORDENANTZAK
ORDENANZAS

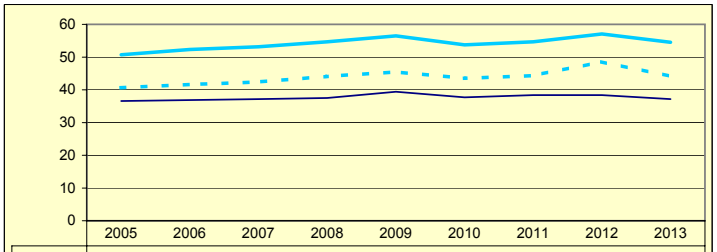

	2005	2006	2007	2008	2009	2010	2011	2012	2013
Gipuzkoa	50,71	52,30	53,14	54,67	56,48	53,72	54,67	57,06	54,50
Multzoa	40,63	41,61	42,40	44,10	45,50	43,50	44,35	48,56	44,12
Udala	36,57	36,85	37,15	37,53	39,43	37,69	38,37	38,37	37,16

ZERGA AHALMENA
CAPACIDAD FISCAL

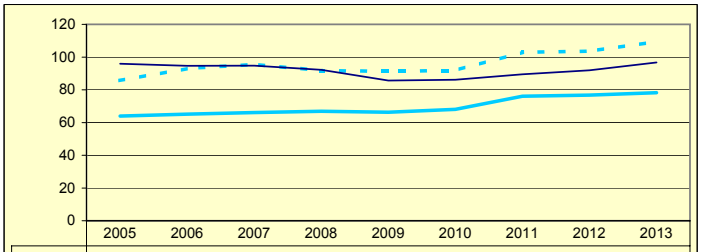

	2005	2006	2007	2008	2009	2010	2011	2012	2013
Gipuzkoa	63,97	65,12	66,14	66,92	66,29	68,08	76,07	76,80	78,21
Multzoa	85,64	93,05	95,58	91,73	91,38	91,85	102,94	103,61	109,57
Udala	95,99	94,70	94,73	92,25	85,70	86,15	89,52	91,93	96,77

Udala — Multzoa — Gipuzkoa

GETARIA

Biztanleak: 2.686 habitantes

	2005	2006	2007	2008	2009	2010	2011	2012	2013	
AU GORD	13,36	17,66	11,34	5,58	-4,42	16,28	13,43	9,92		AHO BRU
LEG ZOR	9,89	13,23	12,48	14,82	12,02	7,69	6,95	6,22	5,97	NIV END
AU GARB	3,46	4,42	-1,14	-9,23	-16,44	8,59	6,48	3,70		AHO NET
ZOR MUG	25,94	25,03	0,00	0,00	0,00	52,76	48,25	37,26	23,39	MAR END
ZOR BIZ	57,98	101,20	86,94	102,30	90,17	75,01	58,28	68,50	64,25	DEU VIV
LANGILE	28,37	29,45	30,99	34,22	35,11	34,12	36,09	32,14		PERSONA
AZPIKON	14,28	15,02	18,97	23,07	25,90	18,80	18,40	24,72		SUBCONT
DIRULAG	8,53	8,23	8,17	8,70	9,69	9,00	9,67	11,63		SUBVENC
FUNTZIO	78,10	74,10	80,50	85,72	94,72	74,72	76,90	78,45		FUNCION
INB G L	124,45	97,68	291,72	316,17	158,42	-356,45	299,44	-32,65		INV N A
INB G G	264,41	196,22	798,71	711,74	656,58	-81,00	399,89	22,72		INV N T
INB M L	10,51	8,25	15,26	16,47	8,00	-20,64	18,30	-2,69		N INV A
INB M G	22,34	16,57	41,78	37,09	33,15	-4,69	24,44	1,87		N INV T
K T MEN	52,93	50,21	63,48	55,58	71,78	-307,42	22,47	126,12		DEP T K
MAI MEN	22,28	0,00	76,73	34,95	14,78	0,00	0,00	307,33		DEP PRE
PRE FIS	376,36	354,61	383,64	393,00	434,88	516,92	450,54	479,78		PRE FIS
ORDENAN	47,02	51,63	52,08	52,58	53,32	54,18	54,18	55,85	55,34	ORDENAN
Z AHALM	63,70	65,80	66,08	64,72	64,18	63,86	71,26	73,54	77,02	CAP FIS
T A MEN	57,61	59,19	62,01	59,92	57,83	54,02	55,65	52,39		DEP T C
APART S	8,40	9,38	11,64	10,20	8,68	14,08	9,00	6,61		ING EXT
KOB MAI	95,95	96,56	94,38	97,02	94,87	97,04	96,19	94,02	91,91	NIV COB
GODG	0,03	-3,24	26,79	11,84	-3,43	21,72	-3,18	-2,63		RTGG
LIKIDEZ	0,24	0,57	1,86	3,76	0,61	8,32	11,67	11,75		LIQUIDE

AURREZKI GARBIA
AHORRO NETO

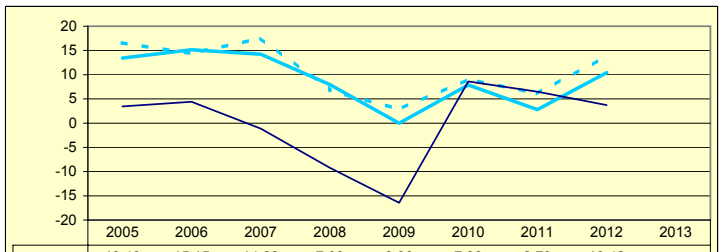

	2005	2006	2007	2008	2009	2010	2011	2012	2013
Gipuzkoa	13,43	15,15	14,22	7,93	0,00	7,88	2,79	10,42	
Multzoa	16,56	14,36	17,56	6,83	2,83	9,08	6,08	13,93	
Udala	3,46	4,42	-1,14	-9,23	-16,44	8,59	6,48	3,70	

LEGEZKO ZORPETZE-MAILA
NIVEL DE ENDEUDAMIENTO LEGAL

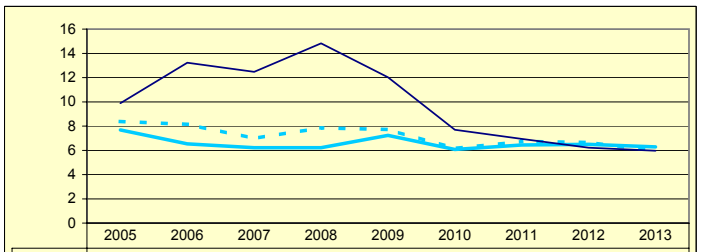

	2005	2006	2007	2008	2009	2010	2011	2012	2013
Gipuzkoa	7,68	6,53	6,22	6,22	7,24	6,07	6,44	6,50	6,29
Multzoa	8,38	8,15	6,98	7,86	7,72	6,15	6,73	6,65	5,97
Udala	9,89	13,23	12,48	14,82	12,02	7,69	6,95	6,22	5,97

ZOR BIZIA
DEUDA VIVA

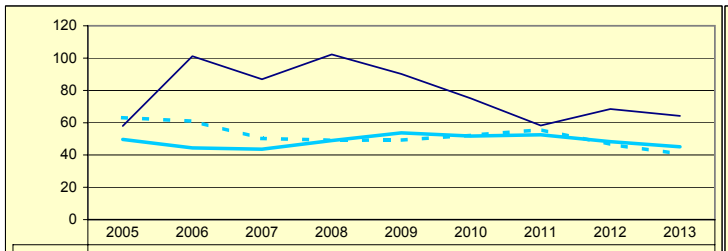

	2005	2006	2007	2008	2009	2010	2011	2012	2013
Gipuzkoa	49,65	44,43	43,59	48,96	53,71	51,71	52,52	48,25	45,09
Multzoa	63,12	60,90	50,27	49,14	49,27	52,27	55,68	46,53	40,64
Udala	57,98	101,20	86,94	102,30	90,17	75,01	58,28	68,50	64,25

INBERTSIO GARBIAK, GUZTIRA
INVERSIONES NETAS TOTALES

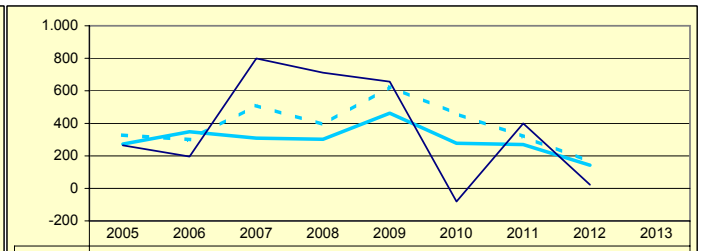

	2005	2006	2007	2008	2009	2010	2011	2012	2013
Gipuzkoa	272,34	348,41	309,34	302,50	462,68	277,65	269,39	142,22	
Multzoa	327,69	300,32	510,07	393,05	624,98	459,14	318,97	164,37	
Udala	264,41	196,22	798,71	711,74	656,58	-81,00	399,89	22,72	

ORDENANTZAK
ORDENANZAS

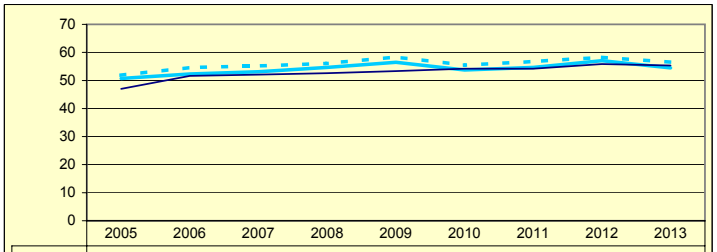

	2005	2006	2007	2008	2009	2010	2011	2012	2013
Gipuzkoa	50,71	52,30	53,14	54,67	56,48	53,72	54,67	57,06	54,50
Multzoa	51,86	54,60	55,14	56,08	58,34	55,43	56,76	58,26	56,54
Udala	47,02	51,63	52,08	52,58	53,32	54,18	54,18	55,85	55,34

ZERGA AHALMENA
CAPACIDAD FISCAL

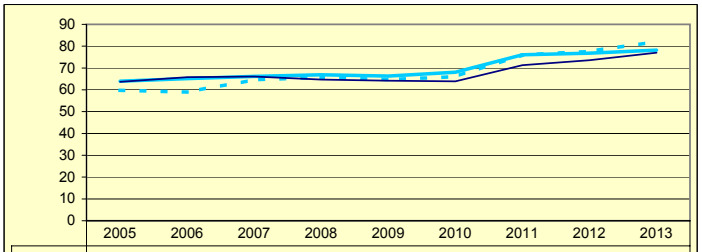

	2005	2006	2007	2008	2009	2010	2011	2012	2013
Gipuzkoa	63,97	65,12	66,14	66,92	66,29	68,08	76,07	76,80	78,21
Multzoa	59,80	59,00	64,59	65,67	64,73	66,04	75,98	77,60	82,08
Udala	63,70	65,80	66,08	64,72	64,18	63,86	71,26	73,54	77,02

Udala — Multzoa — Gipuzkoa

HERNANI

Biztanleak: 19.354 habitantes

	2005	2006	2007	2008	2009	2010	2011	2012	2013	
AU GORD	17,59	15,13	13,65	14,56	3,05	8,42	7,99	17,68		AHO BRU
LEG ZOR	6,13	5,56	3,23	2,51	2,45	2,11	2,11	2,02	2,02	NIV END
AU GARB	11,46	9,57	10,42	12,05	0,60	6,32	5,88	15,65		AHO NET
ZOR MUG	65,15	63,25	76,32	82,75	19,60	74,97	73,54	88,55	80,85	MAR END
ZOR BIZ	29,67	22,28	18,27	15,45	14,06	11,26	9,24	6,85	5,02	DEU VIV
LANGILE	38,98	38,69	39,55	38,81	42,73	42,64	39,37	35,18		PERSONA
AZPIKON	20,94	22,26	23,20	23,70	25,52	23,53	28,50	25,97		SUBCONT
DIRULAG	3,66	3,43	3,93	3,90	5,43	4,08	3,62	3,24		SUBVENC
FUNTZIO	78,73	81,42	82,42	81,53	91,52	87,50	88,39	79,08		FUNCION
INB G L	53,65	343,46	153,05	72,50	256,19	175,49	78,53	25,35		INV N A
INB G G	117,72	417,85	161,40	194,93	562,87	288,57	87,77	35,08		INV N T
INB M L	4,07	21,35	10,29	4,80	13,08	10,51	5,14	1,83		N INV A
INB M G	8,93	25,98	10,86	12,90	28,73	17,29	5,74	2,53		N INV T
K T MEN	54,41	17,80	5,17	62,81	54,49	39,19	10,53	27,72		DEP T K
MAI MEN	0,00	0,00	0,00	0,00	26,28	0,00	0,00	48,49		DEP PRE
PRE FIS	483,70	503,67	531,47	623,30	605,01	645,43	673,54	727,76		PRE FIS
ORDENAN	58,49	59,79	61,49	62,18	63,78	60,04	61,14	62,15	61,04	ORDENAN
Z AHALM	64,01	64,68	65,23	66,26	64,10	66,82	76,77	78,22	79,33	CAP FIS
T A MEN	57,05	58,68	58,64	54,80	53,26	53,93	50,15	49,20		DEP T C
APART S	6,10	5,00	4,35	7,88	6,13	4,81	7,87	9,15		ING EXT
KOB MAI	96,14	96,77	95,68	95,43	95,89	95,44	95,34	93,45	93,00	NIV COB
GODG	33,94	21,68	18,07	23,00	12,15	2,80	0,04	12,51		RTGG
LIKIDEZ	15,02	15,40	10,88	16,67	30,61	5,50	2,79	14,80		LIQUIDE

AURREZKI GARBIA
AHORRO NETO

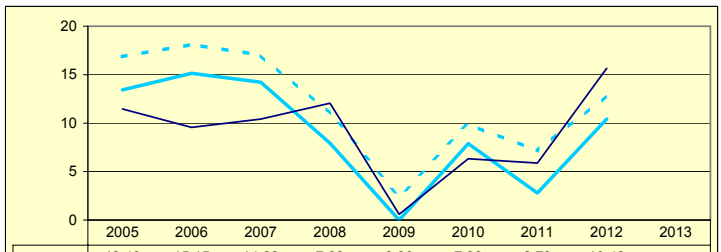

	2005	2006	2007	2008	2009	2010	2011	2012	2013
Gipuzkoa	13,43	15,15	14,22	7,93	0,00	7,88	2,79	10,42	
Multzoa	16,87	18,12	17,01	10,97	2,49	9,90	7,13	12,88	
Udala	11,46	9,57	10,42	12,05	0,60	6,32	5,88	15,65	

LEGEZKO ZORPETZE-MAILA
NIVEL DE ENDEUDAMIENTO LEGAL

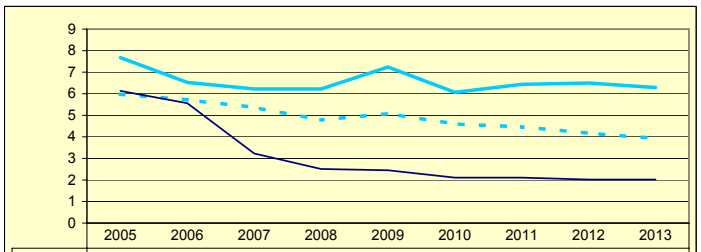

	2005	2006	2007	2008	2009	2010	2011	2012	2013
Gipuzkoa	7,68	6,53	6,22	6,22	7,24	6,07	6,44	6,50	6,29
Multzoa	5,98	5,72	5,37	4,78	5,08	4,60	4,46	4,17	3,93
Udala	6,13	5,56	3,23	2,51	2,45	2,11	2,11	2,02	2,02

ZOR BIZIA
DEUDA VIVA

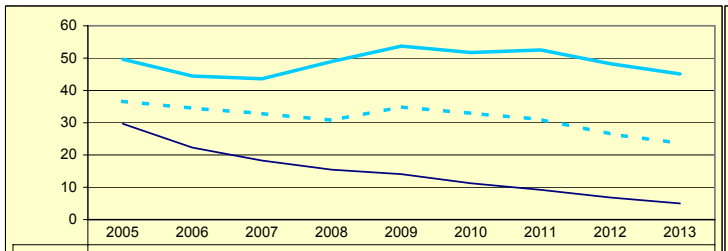

	2005	2006	2007	2008	2009	2010	2011	2012	2013
Gipuzkoa	49,65	44,43	43,59	48,96	53,71	51,71	52,52	48,25	45,09
Multzoa	36,63	34,48	32,86	30,76	34,89	32,88	31,01	26,49	23,65
Udala	29,67	22,28	18,27	15,45	14,06	11,26	9,24	6,85	5,02

INBERTSIO GARBIAK, GUZTIRA
INVERSIONES NETAS TOTALES

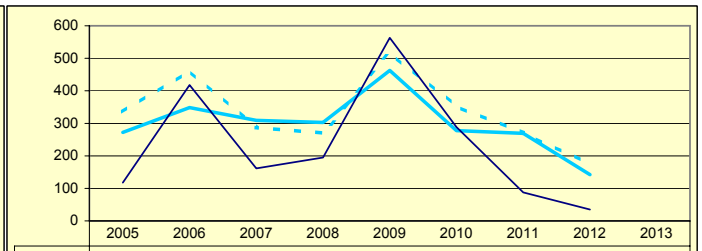

	2005	2006	2007	2008	2009	2010	2011	2012	2013
Gipuzkoa	272,34	348,41	309,34	302,50	462,68	277,65	269,39	142,22	
Multzoa	335,80	461,57	287,20	270,43	517,42	351,92	270,62	174,23	
Udala	117,72	417,85	161,40	194,93	562,87	288,57	87,77	35,08	

ORDENANTZAK
ORDENANZAS

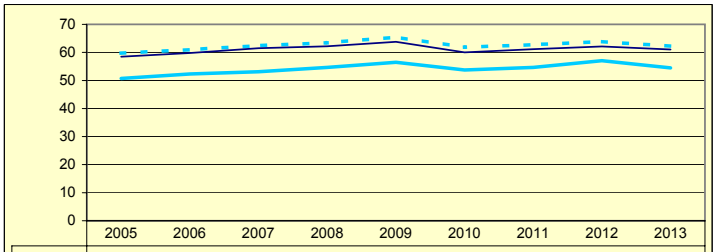

	2005	2006	2007	2008	2009	2010	2011	2012	2013
Gipuzkoa	50,71	52,30	53,14	54,67	56,48	53,72	54,67	57,06	54,50
Multzoa	59,75	60,96	62,41	63,44	65,46	61,86	62,77	63,85	62,25
Udala	58,49	59,79	61,49	62,18	63,78	60,04	61,14	62,15	61,04

ZERGA AHALMENA
CAPACIDAD FISCAL

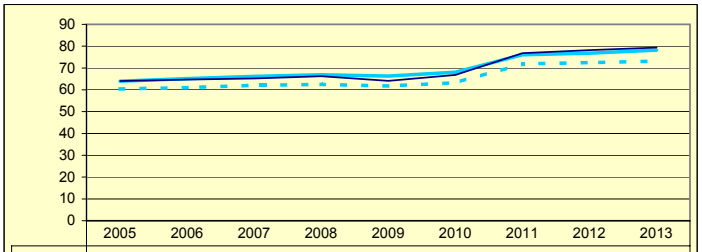

	2005	2006	2007	2008	2009	2010	2011	2012	2013
Gipuzkoa	63,97	65,12	66,14	66,92	66,29	68,08	76,07	76,80	78,21
Multzoa	60,34	61,02	62,08	62,49	61,76	63,25	71,87	72,49	73,18
Udala	64,01	64,68	65,23	66,26	64,10	66,82	76,77	78,22	79,33

Udala — Multzoa — Gipuzkoa

HERNIALDE

Biztanleak: 352 habitantes

	2005	2006	2007	2008	2009	2010	2011	2012	2013	
AU GORD	29,27	29,77	25,17	23,86	7,40	8,25	8,77	29,85		AHO BRU
LEG ZOR	5,05	4,62	0,55	4,03	0,00	0,00	0,00	0,00	0,00	NIV END
AU GARB	24,21	25,14	24,63	19,83	7,40	8,25	8,77	29,85		AHO NET
ZOR MUG	82,73	84,46	97,83	83,11	100,00	100,00	100,00	100,00	100,00	MAR END
ZOR BIZ	14,60	1,08	4,42	0,00	0,00	0,00	0,00	0,00	0,00	DEU VIV
LANGILE	24,17	23,26	26,85	32,63	39,83	42,23	48,90	31,69		PERSONA
AZPIKON	6,72	7,11	7,94	4,92	8,19	8,63	6,79	6,93		SUBCONT
DIRULAG	3,39	3,33	0,20	0,87	1,49	0,96	0,74	0,53		SUBVENC
FUNTZIO	67,33	66,88	74,62	75,27	91,11	90,79	90,49	69,62		FUNCION
INB G L	18,61	21,10	30,36	312,96	234,82	553,47	119,48	32,61		INV N A
INB G G	18,61	21,10	34,34	332,44	467,17	1.517,96	123,10	32,61		INV N T
INB M L	2,82	2,96	3,89	26,94	17,19	21,95	11,51	4,17		N INV A
INB M G	2,82	2,96	4,40	28,61	34,19	60,19	11,86	4,17		N INV T
K T MEN	0,00	0,00	11,58	5,86	49,74	63,54	2,94	0,00		DEP T K
MAI MEN	0,00	0,00	0,00	29,49	37,97	0,00	0,00	0,00		DEP PRE
PRE FIS	117,91	124,46	139,73	153,10	169,27	182,42	201,90	228,53		PRE FIS
ORDENAN	37,38	37,38	36,95	48,83	49,50	48,36	48,36	48,45	45,78	ORDENAN
Z AHALM	46,19	46,90	47,06	46,27	46,16	45,81	61,87	61,48	64,07	CAP FIS
T A MEN	83,08	83,60	81,95	82,37	76,12	80,35	73,49	73,57		DEP T C
APART S	2,12	2,12	3,03	3,34	5,09	1,68	5,00	3,37		ING EXT
KOB MAI	88,91	86,17	93,25	94,58	93,78	94,77	91,85	91,55	96,38	NIV COB
GODG	67,88	61,40	71,80	62,58	65,73	8,09	-1,27	19,46		RTGG
LIKIDEZ	8,46	7,31	24,18	18,06	13,10	2,38	1,87	0,88		LIQUIDE

AURREZKI GARBIA
AHORRO NETO

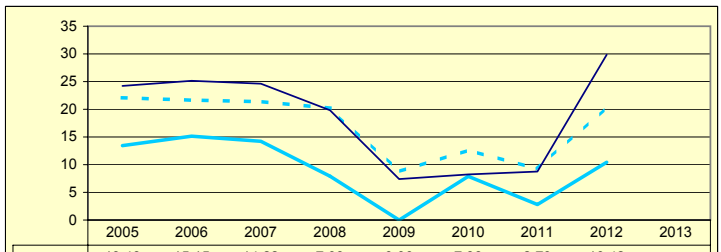

	2005	2006	2007	2008	2009	2010	2011	2012	2013
Gipuzkoa	13,43	15,15	14,22	7,93	0,00	7,88	2,79	10,42	
Multzoa	22,08	21,64	21,40	20,19	8,72	12,63	9,22	20,46	
Udala	24,21	25,14	24,63	19,83	7,40	8,25	8,77	29,85	

LEGEZKO ZORPETZE-MAILA
NIVEL DE ENDEUDAMIENTO LEGAL

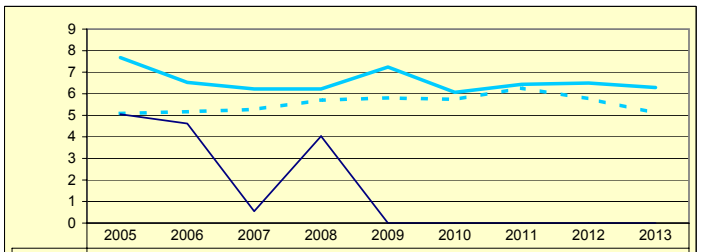

	2005	2006	2007	2008	2009	2010	2011	2012	2013
Gipuzkoa	7,68	6,53	6,22	6,22	7,24	6,07	6,44	6,50	6,29
Multzoa	5,09	5,17	5,27	5,70	5,81	5,74	6,26	5,77	5,11
Udala	5,05	4,62	0,55	4,03	0,00	0,00	0,00	0,00	0,00

ZOR BIZIA
DEUDA VIVA

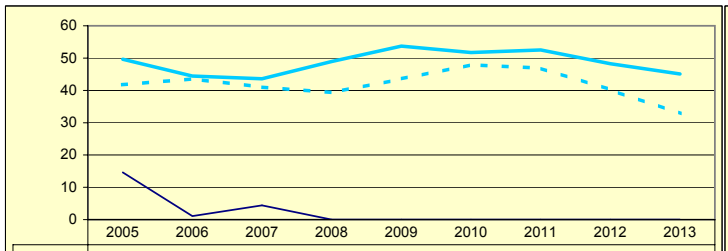

	2005	2006	2007	2008	2009	2010	2011	2012	2013
Gipuzkoa	49,65	44,43	43,59	48,96	53,71	51,71	52,52	48,25	45,09
Multzoa	41,76	43,57	41,02	39,33	43,53	47,93	46,86	40,17	32,83
Udala	14,60	1,08	4,42	0,00	0,00	0,00	0,00	0,00	0,00

INBERTSIO GARBIAK, GUZTIRA
INVERSIONES NETAS TOTALES

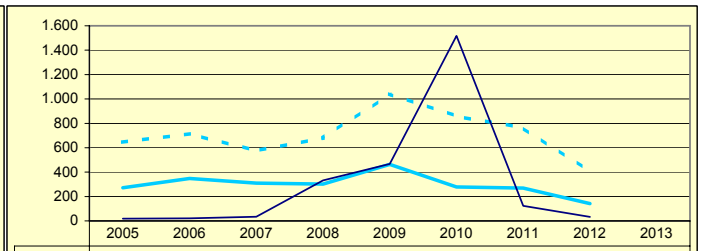

	2005	2006	2007	2008	2009	2010	2011	2012	2013
Gipuzkoa	272,34	348,41	309,34	302,50	462,68	277,65	269,39	142,22	
Multzoa	645,72	714,07	575,01	680,40	1.040,56	858,91	763,52	402,09	
Udala	18,61	21,10	34,34	332,44	467,17	1.517,96	123,10	32,61	

ORDENANTZAK
ORDENANZAS

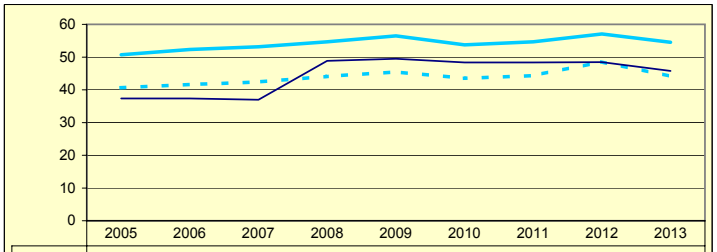

	2005	2006	2007	2008	2009	2010	2011	2012	2013
Gipuzkoa	50,71	52,30	53,14	54,67	56,48	53,72	54,67	57,06	54,50
Multzoa	40,63	41,61	42,40	44,10	45,50	43,50	44,35	48,56	44,12
Udala	37,38	37,38	36,95	48,83	49,50	48,36	48,36	48,45	45,78

ZERGA AHALMENA
CAPACIDAD FISCAL

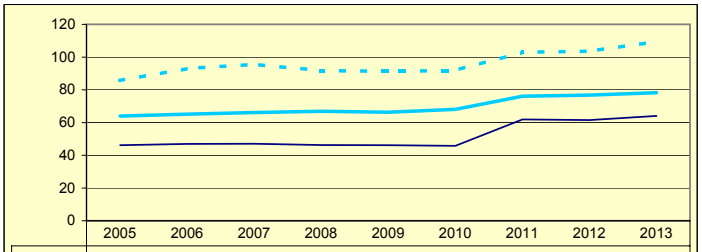

	2005	2006	2007	2008	2009	2010	2011	2012	2013
Gipuzkoa	63,97	65,12	66,14	66,92	66,29	68,08	76,07	76,80	78,21
Multzoa	85,64	93,05	95,58	91,73	91,38	91,85	102,94	103,61	109,57
Udala	46,19	46,90	47,06	46,27	46,16	45,81	61,87	61,48	64,07

Udala — Multzoa — Gipuzkoa

IBARRA

Biztanleak: 4.268 habitantes

	2005	2006	2007	2008	2009	2010	2011	2012	2013	
AU GORD	31,20	18,00	27,40	8,89	-0,74	7,37	4,90	23,53		AHO BRU
LEG ZOR	2,53	2,75	3,15	3,17	3,54	6,07	5,48	5,21	4,97	NIV END
AU GARB	28,67	15,25	24,25	5,72	-4,28	1,30	-0,58	18,32		AHO NET
ZOR MUG	91,88	84,71	88,49	64,38	0,00	17,65	0,00	77,85	57,00	MAR END
ZOR BIZ	19,74	19,02	21,05	18,81	19,40	60,71	60,71	54,50	53,42	DEU VIV
LANGILE	22,02	27,73	24,50	25,78	33,41	30,48	31,52	28,88		PERSONA
AZPIKON	20,59	23,72	24,13	18,48	24,90	25,72	30,37	26,64		SUBCONT
DIRULAG	2,65	3,07	2,94	5,00	5,58	5,81	4,99	3,28		SUBVENC
FUNTZIO	66,13	78,91	69,66	86,11	95,15	86,82	90,11	73,19		FUNCION
INB G L	-82,58	113,07	448,33	71,06	244,39	-66,46	265,17	458,33		INV N A
INB G G	-29,19	245,39	551,10	174,87	440,34	147,06	284,04	717,78		INV N T
INB M L	-8,10	10,66	32,42	5,64	16,71	-5,67	21,80	29,37		N INV A
INB M G	-2,86	23,14	39,86	13,89	30,11	12,54	23,35	46,00		N INV T
K T MEN	-182,90	53,92	18,65	59,37	44,50	145,19	6,64	36,15		DEP T K
MAI MEN	0,00	0,00	12,74	43,72	0,00	0,00	152,39	0,00		DEP PRE
PRE FIS	434,51	305,96	374,29	397,38	364,64	324,63	371,56	406,26		PRE FIS
ORDENAN	51,69	53,28	55,71	59,19	65,62	62,40	63,07	65,61	59,93	ORDENAN
Z AHALM	45,80	45,57	48,98	51,21	51,55	53,63	63,12	65,28	66,74	CAP FIS
T A MEN	56,14	66,03	63,96	61,16	57,61	64,71	58,52	57,57		DEP T C
APART S	19,70	9,22	10,13	10,42	5,26	3,06	5,18	4,46		ING EXT
KOB MAI	96,25	96,14	93,62	91,53	90,02	100,00	90,92	92,24	96,65	NIV COB
GODG	49,76	57,08	40,69	45,90	19,13	11,23	1,79	13,78		RTGG
LIKIDEZ	29,70	39,26	29,24	39,46	58,36	22,78	26,08	49,64		LIQUIDE

AURREZKI GARBIA
AHORRO NETO

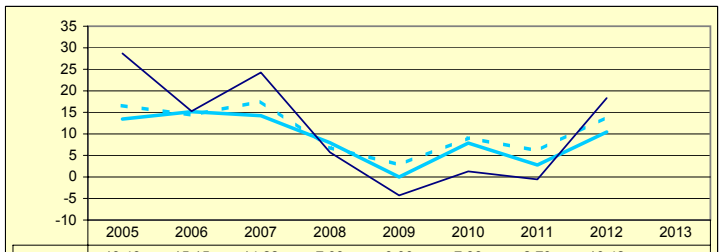

	2005	2006	2007	2008	2009	2010	2011	2012	2013
Gipuzkoa	13,43	15,15	14,22	7,93	0,00	7,88	2,79	10,42	
Multzoa	16,56	14,36	17,56	6,83	2,83	9,08	6,08	13,93	
Udala	28,67	15,25	24,25	5,72	-4,28	1,30	-0,58	18,32	

LEGEZKO ZORPETZE-MAILA
NIVEL DE ENDEUDAMIENTO LEGAL

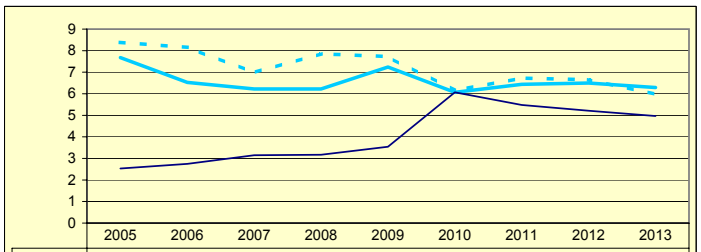

	2005	2006	2007	2008	2009	2010	2011	2012	2013
Gipuzkoa	7,68	6,53	6,22	6,22	7,24	6,07	6,44	6,50	6,29
Multzoa	8,38	8,15	6,98	7,86	7,72	6,15	6,73	6,65	5,97
Udala	2,53	2,75	3,15	3,17	3,54	6,07	5,48	5,21	4,97

ZOR BIZIA
DEUDA VIVA

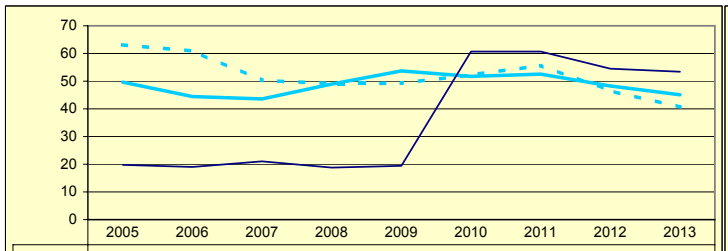

	2005	2006	2007	2008	2009	2010	2011	2012	2013
Gipuzkoa	49,65	44,43	43,59	48,96	53,71	51,71	52,52	48,25	45,09
Multzoa	63,12	60,90	50,27	49,14	49,27	52,27	55,68	46,53	40,64
Udala	19,74	19,02	21,05	18,81	19,40	60,71	60,71	54,50	53,42

INBERTSIO GARBIAK, GUZTIRA
INVERSIONES NETAS TOTALES

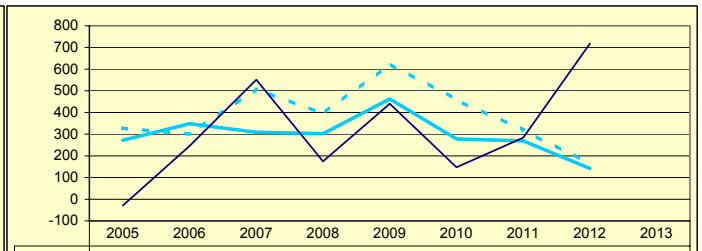

	2005	2006	2007	2008	2009	2010	2011	2012	2013
Gipuzkoa	272,34	348,41	309,34	302,50	462,68	277,65	269,39	142,22	
Multzoa	327,69	300,32	510,07	393,05	624,98	459,14	318,97	164,37	
Udala	-29,19	245,39	551,10	174,87	440,34	147,06	284,04	717,78	

ORDENANTZAK
ORDENANZAS

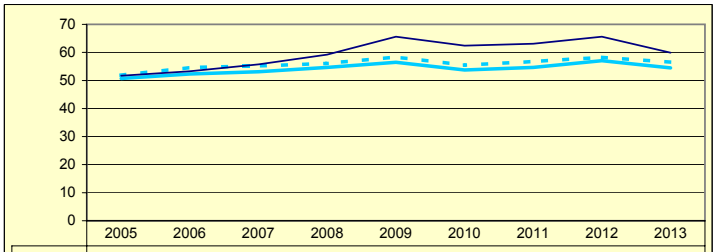

	2005	2006	2007	2008	2009	2010	2011	2012	2013
Gipuzkoa	50,71	52,30	53,14	54,67	56,48	53,72	54,67	57,06	54,50
Multzoa	51,86	54,60	55,14	56,08	58,34	55,43	56,76	58,26	56,54
Udala	51,69	53,28	55,71	59,19	65,62	62,40	63,07	65,61	59,93

ZERGA AHALMENA
CAPACIDAD FISCAL

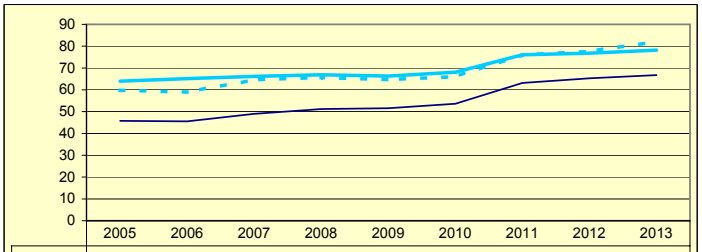

	2005	2006	2007	2008	2009	2010	2011	2012	2013
Gipuzkoa	63,97	65,12	66,14	66,92	66,29	68,08	76,07	76,80	78,21
Multzoa	59,80	59,00	64,59	65,67	64,73	66,04	75,98	77,60	82,08
Udala	45,80	45,57	48,98	51,21	51,55	53,63	63,12	65,28	66,74

Udala — Multzoa — Gipuzkoa

IDIAZABAL

Biztanleak: 2.299 habitantes

	2005	2006	2007	2008	2009	2010	2011	2012	2013	
AU GORD	29,44	30,24	27,33	14,45	7,80	21,74	10,27	16,51		AHO BRU
LEG ZOR	3,67	3,25	3,33	3,44	2,52	4,38	4,71	4,32	2,60	NIV END
AU GARB	25,76	26,99	23,99	11,01	5,28	17,36	5,56	12,18		AHO NET
ZOR MUG	87,50	89,23	87,80	76,20	67,71	79,85	54,13	73,81	83,35	MAR END
ZOR BIZ	15,48	10,71	7,77	4,80	0,00	49,40	52,11	28,09	28,17	DEU VIV
LANGILE	20,18	19,20	21,13	21,44	23,93	23,08	24,36	20,81		PERSONA
AZPIKON	23,42	19,98	20,05	23,12	23,83	21,49	28,68	29,92		SUBCONT
DIRULAG	3,57	4,79	5,68	5,66	5,81	4,96	5,25	4,13		SUBVENC
FUNTZIO	66,97	64,95	67,00	79,90	86,38	73,30	84,48	79,37		FUNCION
INB G L	205,79	99,38	273,45	148,28	780,85	631,55	627,75	39,38		INV N A
INB G G	308,76	198,30	547,91	193,49	979,20	849,73	650,65	40,28		INV N T
INB M L	17,58	7,42	18,21	11,55	36,38	32,60	34,33	3,12		N INV A
INB M G	26,38	14,81	36,48	15,07	45,62	43,86	35,58	3,19		N INV T
K T MEN	33,34	49,88	50,09	23,37	20,26	25,68	3,52	2,23		DEP T K
MAI MEN	0,00	0,00	0,00	38,61	13,82	0,00	60,67	0,00		DEP PRE
PRE FIS	544,46	621,05	503,79	445,39	481,79	464,20	560,36	671,99		PRE FIS
ORDENAN	54,83	55,54	56,32	56,69	58,19	54,81	54,81	56,89	53,98	ORDENAN
Z AHALM	81,68	82,33	85,30	86,47	83,66	85,99	97,35	109,74	115,42	CAP FIS
T A MEN	49,87	49,43	57,52	59,55	57,30	54,39	53,60	49,80		DEP T C
APART S	11,03	14,69	7,64	3,60	7,48	3,68	2,12	6,51		ING EXT
KOB MAI	90,33	94,32	93,78	95,98	94,44	95,57	95,70	97,08	96,89	NIV COB
GODG	74,79	86,39	92,96	102,09	55,16	19,52	6,96	14,10		RTGG
LIKIDEZ	49,43	51,62	54,59	72,39	121,74	26,65	13,20	6,08		LIQUIDE

AURREZKI GARBIA
AHORRO NETO

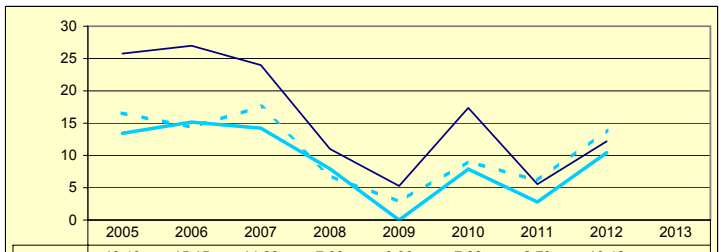

	2005	2006	2007	2008	2009	2010	2011	2012	2013
Gipuzkoa	13,43	15,15	14,22	7,93	0,00	7,88	2,79	10,42	
Multzoa	16,56	14,36	17,56	6,83	2,83	9,08	6,08	13,93	
Udala	25,76	26,99	23,99	11,01	5,28	17,36	5,56	12,18	

LEGEZKO ZORPETZE-MAILA
NIVEL DE ENDEUDAMIENTO LEGAL

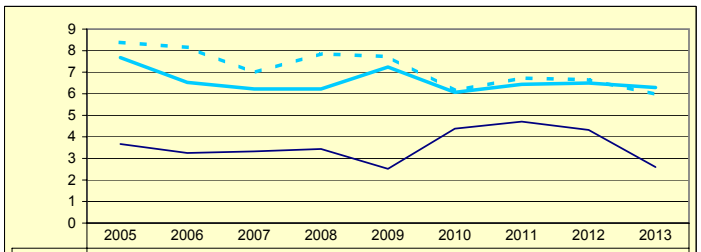

	2005	2006	2007	2008	2009	2010	2011	2012	2013
Gipuzkoa	7,68	6,53	6,22	6,22	7,24	6,07	6,44	6,50	6,29
Multzoa	8,38	8,15	6,98	7,86	7,72	6,15	6,73	6,65	5,97
Udala	3,67	3,25	3,33	3,44	2,52	4,38	4,71	4,32	2,60

ZOR BIZIA
DEUDA VIVA

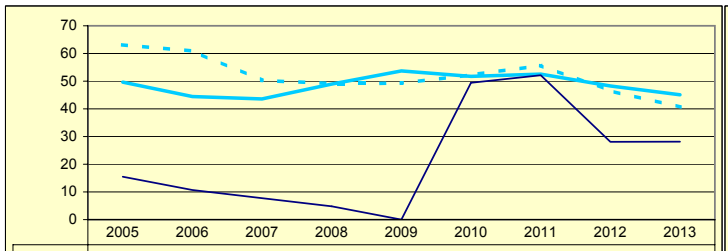

	2005	2006	2007	2008	2009	2010	2011	2012	2013
Gipuzkoa	49,65	44,43	43,59	48,96	53,71	51,71	52,52	48,25	45,09
Multzoa	63,12	60,90	50,27	49,14	49,27	52,27	55,68	46,53	40,64
Udala	15,48	10,71	7,77	4,80	0,00	49,40	52,11	28,09	28,17

INBERTSIO GARBIAK, GUZTIRA
INVERSIONES NETAS TOTALES

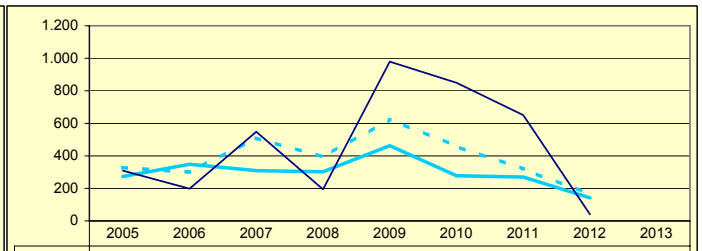

	2005	2006	2007	2008	2009	2010	2011	2012	2013
Gipuzkoa	272,34	348,41	309,34	302,50	462,68	277,65	269,39	142,22	
Multzoa	327,69	300,32	510,07	393,05	624,98	459,14	318,97	164,37	
Udala	308,76	198,30	547,91	193,49	979,20	849,73	650,65	40,28	

ORDENANTZAK
ORDENANZAS

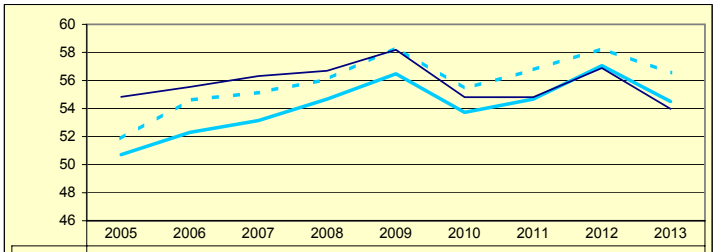

	2005	2006	2007	2008	2009	2010	2011	2012	2013
Gipuzkoa	50,71	52,30	53,14	54,67	56,48	53,72	54,67	57,06	54,50
Multzoa	51,86	54,60	55,14	56,08	58,34	55,43	56,76	58,26	56,54
Udala	54,83	55,54	56,32	56,69	58,19	54,81	54,81	56,89	53,98

ZERGA AHALMENA
CAPACIDAD FISCAL

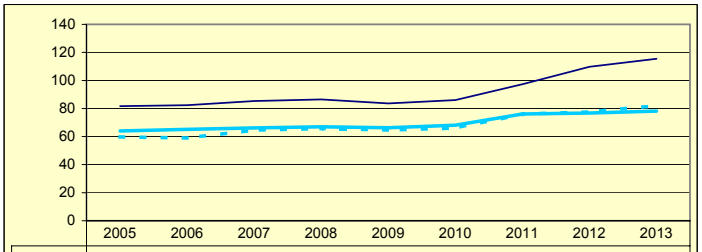

	2005	2006	2007	2008	2009	2010	2011	2012	2013
Gipuzkoa	63,97	65,12	66,14	66,92	66,29	68,08	76,07	76,80	78,21
Multzoa	59,80	59,00	64,59	65,67	64,73	66,04	75,98	77,60	82,08
Udala	81,68	82,33	85,30	86,47	83,66	85,99	97,35	109,74	115,42

Udala — Multzoa — Gipuzkoa

IKAZTEGIETA

Biztanleak: 464 habitantes

	2005	2006	2007	2008	2009	2010	2011	2012	2013	
AU GORD	12,79	2,74	10,65	5,26	16,78	34,88	14,26	20,32		AHO BRU
LEG ZOR	3,48	3,39	6,17	6,47	5,70	8,53	11,74	9,18	8,42	NIV END
AU GARB	9,31	-0,65	4,47	-1,21	11,08	26,36	2,52	11,14		AHO NET
ZOR MUG	72,75	0,00	42,02	0,00	66,04	75,56	17,66	54,81	64,48	MAR END
ZOR BIZ	14,84	0,00	62,23	61,50	58,17	101,35	107,60	90,88	81,90	DEU VIV
LANGILE	37,06	36,23	35,68	36,56	32,16	27,90	36,49	32,72		PERSONA
AZPIKON	15,37	19,89	19,40	21,40	20,10	16,32	24,96	24,91		SUBCONT
DIRULAG	10,15	6,92	6,92	7,77	5,16	2,46	3,28	2,49		SUBVENC
FUNTZIO	77,04	90,33	82,44	86,97	78,07	62,65	82,46	77,19		FUNCION
INB G L	973,80	-164,73	720,38	175,67	167,33	1.033,23	-234,16	-21,10		INV N A
INB G G	2.142,24	822,26	1.255,92	254,11	534,63	1.162,82	1.296,40	49,22		INV N T
INB M L	30,59	-7,57	30,74	12,02	9,82	46,52	-9,04	-1,86		N INV A
INB M G	67,31	37,79	53,60	17,39	31,37	52,36	50,04	4,33		N INV T
K T MEN	54,54	120,03	42,64	30,87	68,70	11,14	118,06	142,87		DEP T K
MAI MEN	0,00	0,00	44,74	99,43	43,05	66,37	0,00	0,00		DEP PRE
PRE FIS	401,02	374,68	405,78	402,05	391,42	328,23	293,91	394,83		PRE FIS
ORDENAN	38,64	38,45	40,69	46,93	47,34	45,09	45,33	48,39	47,07	ORDENAN
Z AHALM	83,79	71,99	136,79	83,65	75,93	76,20	72,14	82,06	77,80	CAP FIS
T A MEN	62,80	64,47	63,93	62,85	55,90	50,96	70,59	64,39		DEP T C
APART S	7,36	1,96	3,81	3,01	13,52	25,96	1,98	6,70		ING EXT
KOB MAI	92,48	95,05	95,46	96,34	97,36	96,46	95,62	96,61	97,38	NIV COB
GODG	16,82	34,31	24,70	5,02	17,72	23,54	32,32	38,40		RTGG
LIKIDEZ	54,65	5,70	4,61	5,01	1,30	2,31	0,32	0,49		LIQUIDE

AURREZKI GARBIA
AHORRO NETO

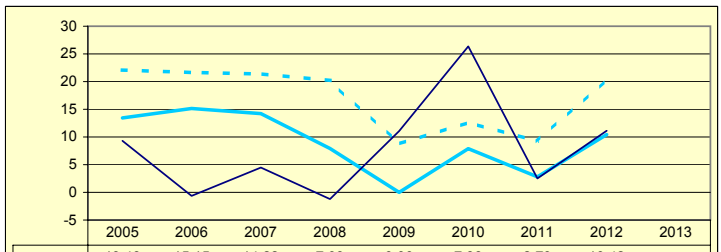

	2005	2006	2007	2008	2009	2010	2011	2012	2013
Gipuzkoa	13,43	15,15	14,22	7,93	0,00	7,88	2,79	10,42	
Multzoa	22,08	21,64	21,40	20,19	8,72	12,63	9,22	20,46	
Udala	9,31	-0,65	4,47	-1,21	11,08	26,36	2,52	11,14	

LEGEZKO ZORPETZE-MAILA
NIVEL DE ENDEUDAMIENTO LEGAL

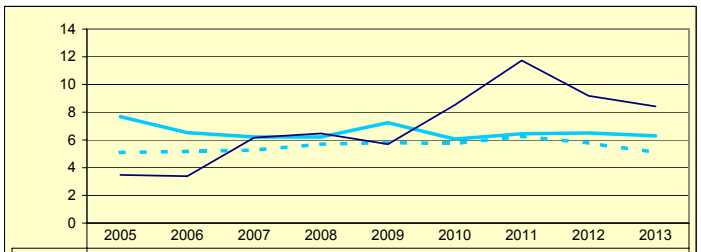

	2005	2006	2007	2008	2009	2010	2011	2012	2013
Gipuzkoa	7,68	6,53	6,22	6,22	7,24	6,07	6,44	6,50	6,29
Multzoa	5,09	5,17	5,27	5,70	5,81	5,74	6,26	5,77	5,11
Udala	3,48	3,39	6,17	6,47	5,70	8,53	11,74	9,18	8,42

ZOR BIZIA
DEUDA VIVA

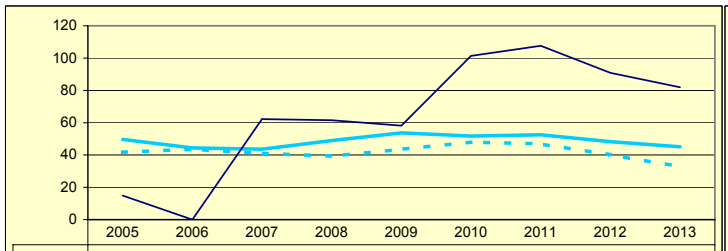

	2005	2006	2007	2008	2009	2010	2011	2012	2013
Gipuzkoa	49,65	44,43	43,59	48,96	53,71	51,71	52,52	48,25	45,09
Multzoa	41,76	43,57	41,02	39,33	43,53	47,93	46,86	40,17	32,83
Udala	14,84	0,00	62,23	61,50	58,17	101,35	107,60	90,88	81,90

INBERTSIO GARBIAK, GUZTIRA
INVERSIONES NETAS TOTALES

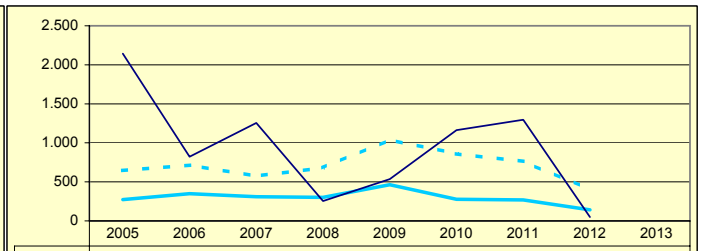

	2005	2006	2007	2008	2009	2010	2011	2012	2013
Gipuzkoa	272,34	348,41	309,34	302,50	462,68	277,65	269,39	142,22	
Multzoa	645,72	714,07	575,01	680,40	1.040,56	858,91	763,52	402,09	
Udala	2.142,24	822,26	1.255,92	254,11	534,63	1.162,82	1.296,40	49,22	

ORDENANTZAK
ORDENANZAS

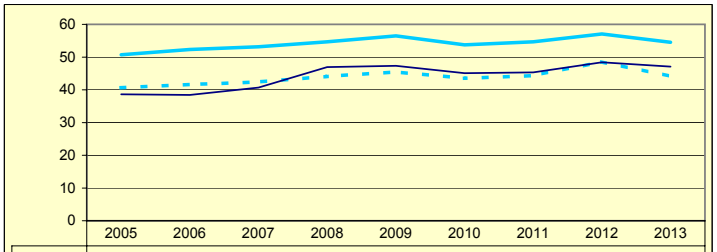

	2005	2006	2007	2008	2009	2010	2011	2012	2013
Gipuzkoa	50,71	52,30	53,14	54,67	56,48	53,72	54,67	57,06	54,50
Multzoa	40,63	41,61	42,40	44,10	45,50	43,50	44,35	48,56	44,12
Udala	38,64	38,45	40,69	46,93	47,34	45,09	45,33	48,39	47,07

ZERGA AHALMENA
CAPACIDAD FISCAL

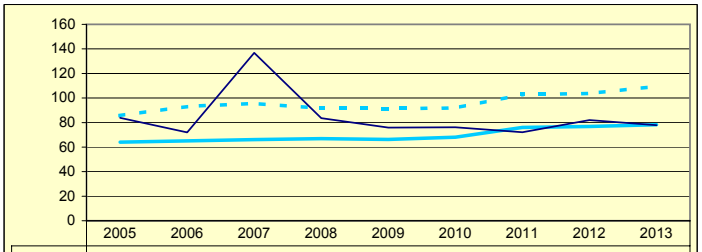

	2005	2006	2007	2008	2009	2010	2011	2012	2013
Gipuzkoa	63,97	65,12	66,14	66,92	66,29	68,08	76,07	76,80	78,21
Multzoa	85,64	93,05	95,58	91,73	91,38	91,85	102,94	103,61	109,57
Udala	83,79	71,99	136,79	83,65	75,93	76,20	72,14	82,06	77,80

Udala — Multzoa — Gipuzkoa

IRUN

Biztanleak: 61.113 habitantes

	2005	2006	2007	2008	2009	2010	2011	2012	2013	
AU GORD	19,76	25,06	20,60	12,87	4,63	21,51	13,98	25,51		AHO BRU
LEG ZOR	7,03	7,15	7,75	7,76	9,02	7,23	8,04	8,12	7,67	NIV END
AU GARB	12,72	17,90	12,85	5,12	-4,39	14,29	5,93	17,39		AHO NET
ZOR MUG	64,39	71,43	62,38	39,75	0,00	66,40	42,45	68,17	67,71	MAR END
ZOR BIZ	78,24	74,77	78,15	73,88	86,23	71,99	72,31	65,57	58,30	DEU VIV
LANGILE	34,46	31,13	35,39	38,06	40,41	35,82	38,16	34,32		PERSONA
AZPIKON	14,95	14,59	15,37	18,81	22,10	17,44	19,97	16,29		SUBCONT
DIRULAG	6,00	5,27	6,49	6,00	7,00	3,88	4,06	2,58		SUBVENC
FUNTZIO	74,22	69,65	72,91	81,13	88,37	74,61	81,96	71,91		FUNCION
INB G L	188,68	354,45	271,49	241,44	275,21	28,00	223,86	53,59		INV N A
INB G G	220,05	376,30	323,07	255,14	497,49	185,87	250,04	89,44		INV N T
INB M L	18,23	29,52	21,29	18,73	17,69	2,14	17,83	5,33		N INV A
INB M G	21,27	31,34	25,33	19,79	31,98	14,17	19,91	8,89		N INV T
K T MEN	14,25	5,80	15,97	5,37	44,68	84,94	10,47	40,08		DEP T K
MAI MEN	0,00	38,05	56,09	66,48	58,29	25,92	27,90	0,00		DEP PRE
PRE FIS	476,87	532,65	547,23	560,93	562,03	585,67	585,32	565,45		PRE FIS
ORDENAN	63,34	68,81	67,75	69,51	71,40	67,57	67,57	68,53	66,15	ORDENAN
Z AHALM	58,02	58,80	59,90	60,50	59,95	60,65	69,13	68,62	70,30	CAP FIS
T A MEN	64,03	62,59	63,67	62,39	59,67	62,79	57,18	61,56		DEP T C
APART S	6,61	8,23	7,27	7,98	6,96	7,38	8,17	6,69		ING EXT
KOB MAI	94,00	93,98	93,94	94,02	94,27	94,28	94,33	95,02	91,65	NIV COB
GODG	16,69	15,16	16,94	16,24	6,61	3,06	4,64	13,92		RTGG
LIKIDEZ	13,79	7,81	9,84	15,30	19,49	4,03	9,76	25,48		LIQUIDE

AURREZKI GARBIA
AHORRO NETO

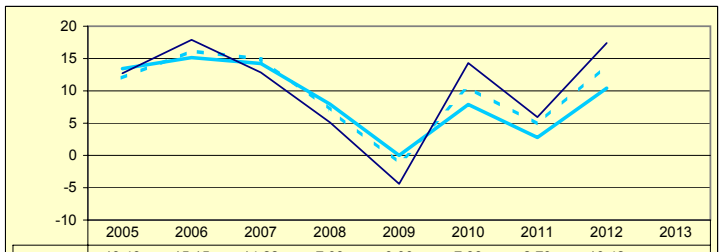

	2005	2006	2007	2008	2009	2010	2011	2012	2013
Gipuzkoa	13,43	15,15	14,22	7,93	0,00	7,88	2,79	10,42	
Multzoa	12,01	16,17	14,92	7,06	-1,17	10,50	4,87	13,97	
Udala	12,72	17,90	12,85	5,12	-4,39	14,29	5,93	17,39	

LEGEZKO ZORPETZE-MAILA
NIVEL DE ENDEUDAMIENTO LEGAL

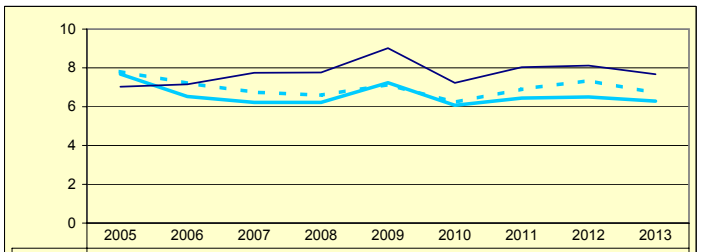

	2005	2006	2007	2008	2009	2010	2011	2012	2013
Gipuzkoa	7,68	6,53	6,22	6,22	7,24	6,07	6,44	6,50	6,29
Multzoa	7,81	7,21	6,75	6,59	7,14	6,23	6,91	7,34	6,71
Udala	7,03	7,15	7,75	7,76	9,02	7,23	8,04	8,12	7,67

ZOR BIZIA
DEUDA VIVA

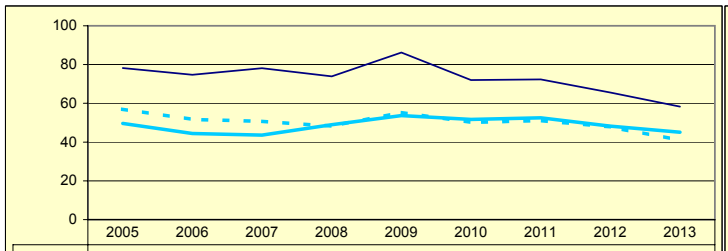

	2005	2006	2007	2008	2009	2010	2011	2012	2013
Gipuzkoa	49,65	44,43	43,59	48,96	53,71	51,71	52,52	48,25	45,09
Multzoa	57,01	51,70	50,67	48,21	55,32	50,14	51,11	47,83	40,98
Udala	78,24	74,77	78,15	73,88	86,23	71,99	72,31	65,57	58,30

INBERTSIO GARBIAK, GUZTIRA
INVERSIONES NETAS TOTALES

	2005	2006	2007	2008	2009	2010	2011	2012	2013
Gipuzkoa	272,34	348,41	309,34	302,50	462,68	277,65	269,39	142,22	
Multzoa	269,37	363,05	307,91	268,18	463,85	250,48	224,39	102,33	
Udala	220,05	376,30	323,07	255,14	497,49	185,87	250,04	89,44	

ORDENANTZAK
ORDENANZAS

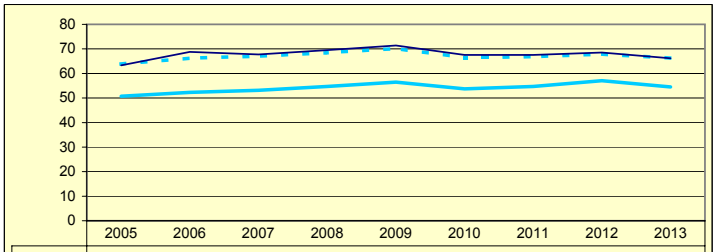

	2005	2006	2007	2008	2009	2010	2011	2012	2013
Gipuzkoa	50,71	52,30	53,14	54,67	56,48	53,72	54,67	57,06	54,50
Multzoa	63,83	66,27	67,02	68,45	70,18	66,43	66,82	67,90	66,23
Udala	63,34	68,81	67,75	69,51	71,40	67,57	67,57	68,53	66,15

ZERGA AHALMENA
CAPACIDAD FISCAL

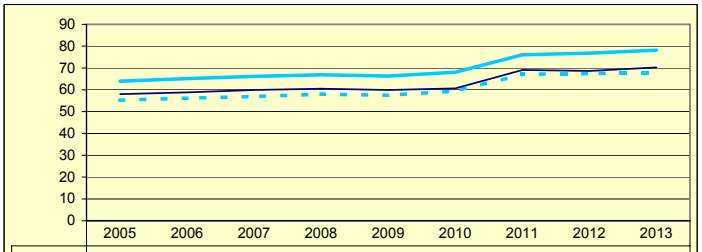

	2005	2006	2007	2008	2009	2010	2011	2012	2013
Gipuzkoa	63,97	65,12	66,14	66,92	66,29	68,08	76,07	76,80	78,21
Multzoa	55,23	56,15	56,89	58,03	57,52	59,42	67,08	67,48	67,93
Udala	58,02	58,80	59,90	60,50	59,95	60,65	69,13	68,62	70,30

Udala — Multzoa — Gipuzkoa

IRURA

Biztanleak: 1.665 habitantes

	2005	2006	2007	2008	2009	2010	2011	2012	2013	
AU GORD	33,03	8,44	11,85	11,22	14,81	6,32	1,30	17,14		AHO BRU
LEG ZOR	2,09	1,57	0,54	0,52	0,44	0,45	0,24	0,00	0,00	NIV END
AU GARB	30,94	6,87	11,31	10,70	14,36	5,87	1,06	17,14		AHO NET
ZOR MUG	93,65	81,39	95,47	95,36	97,00	92,88	81,80	100,00	100,00	MAR END
ZOR BIZ	3,37	2,60	1,73	1,21	0,64	0,22	0,00	0,00	0,00	DEU VIV
LANGILE	28,50	39,65	38,67	37,26	39,67	40,25	41,63	38,36		PERSONA
AZPIKON	7,93	11,56	10,12	8,02	5,84	7,34	6,58	5,45		SUBCONT
DIRULAG	2,42	3,61	2,41	3,25	2,86	2,60	2,24	2,09		SUBVENC
FUNTZIO	64,53	87,93	85,74	85,54	82,33	91,08	96,46	80,77		FUNCION
INB G L	235,58	160,77	137,35	111,55	73,08	167,52	156,59	-17,40		INV N A
INB G G	408,22	233,77	193,45	129,88	308,14	294,33	352,95	29,67		INV N T
INB M L	14,69	11,75	10,86	8,22	5,28	12,08	9,83	-1,58		N INV A
INB M G	25,47	17,09	15,29	9,57	22,25	21,22	22,16	2,69		N INV T
K T MEN	42,29	31,22	29,00	14,12	76,28	43,09	55,64	158,63		DEP T K
MAI MEN	0,00	0,00	0,00	49,51	37,46	0,00	0,00	12,24		DEP PRE
PRE FIS	745,47	455,09	527,00	565,37	722,29	525,70	464,46	426,58		PRE FIS
ORDENAN	44,71	49,14	50,01	49,56	57,60	54,45	54,45	57,45	57,31	ORDENAN
Z AHALM	90,02	87,78	79,51	81,61	80,35	74,56	96,26	91,53	94,38	CAP FIS
T A MEN	43,30	53,96	53,74	46,21	37,61	51,40	52,06	52,94		DEP T C
APART S	29,88	4,07	12,28	15,48	23,79	7,29	7,83	6,19		ING EXT
KOB MAI	94,80	96,07	96,01	92,05	88,50	90,19	90,04	90,35	93,57	NIV COB
GODG	11,78	7,42	5,18	14,45	27,46	16,50	-0,27	14,46		RTGG
LIKIDEZ	12,60	21,37	13,32	22,28	15,41	39,86	44,37	55,21		LIQUIDE

AURREZKI GARBIA
AHORRO NETO

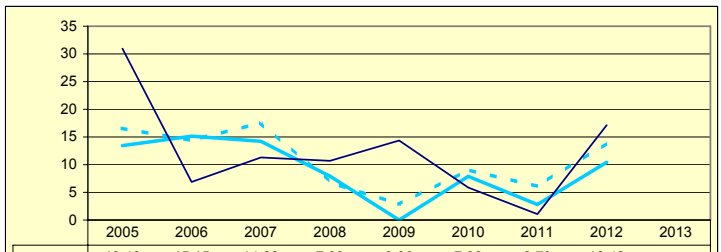

	2005	2006	2007	2008	2009	2010	2011	2012	2013
Gipuzkoa	13,43	15,15	14,22	7,93	0,00	7,88	2,79	10,42	
Multzoa	16,56	14,36	17,56	6,83	2,83	9,08	6,08	13,93	
Udala	30,94	6,87	11,31	10,70	14,36	5,87	1,06	17,14	

LEGEZKO ZORPETZE-MAILA
NIVEL DE ENDEUDAMIENTO LEGAL

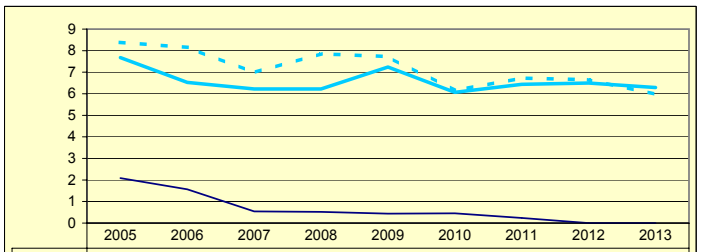

	2005	2006	2007	2008	2009	2010	2011	2012	2013
Gipuzkoa	7,68	6,53	6,22	6,22	7,24	6,07	6,44	6,50	6,29
Multzoa	8,38	8,15	6,98	7,86	7,72	6,15	6,73	6,65	5,97
Udala	2,09	1,57	0,54	0,52	0,44	0,45	0,24	0,00	0,00

ZOR BIZIA
DEUDA VIVA

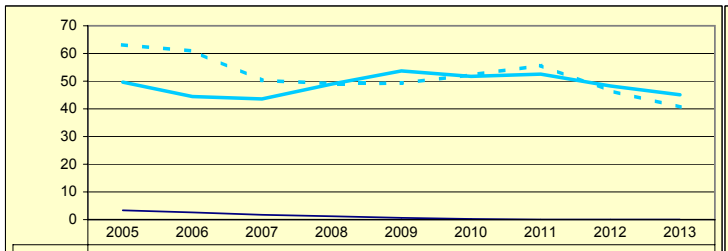

	2005	2006	2007	2008	2009	2010	2011	2012	2013
Gipuzkoa	49,65	44,43	43,59	48,96	53,71	51,71	52,52	48,25	45,09
Multzoa	63,12	60,90	50,27	49,14	49,27	52,27	55,68	46,53	40,64
Udala	3,37	2,60	1,73	1,21	0,64	0,22	0,00	0,00	0,00

INBERTSIO GARBIAK, GUZTIRA
INVERSIONES NETAS TOTALES

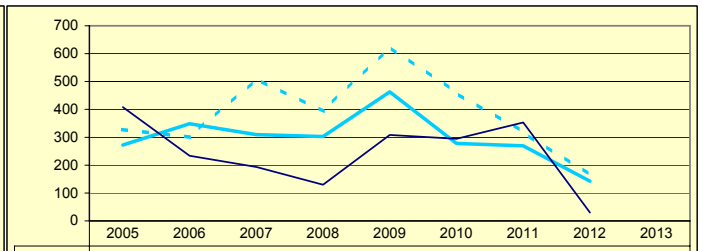

	2005	2006	2007	2008	2009	2010	2011	2012	2013
Gipuzkoa	272,34	348,41	309,34	302,50	462,68	277,65	269,39	142,22	
Multzoa	327,69	300,32	510,07	393,05	624,98	459,14	318,97	164,37	
Udala	408,22	233,77	193,45	129,88	308,14	294,33	352,95	29,67	

ORDENANTZAK
ORDENANZAS

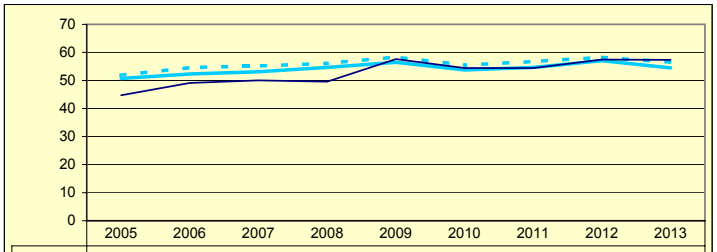

	2005	2006	2007	2008	2009	2010	2011	2012	2013
Gipuzkoa	50,71	52,30	53,14	54,67	56,48	53,72	54,67	57,06	54,50
Multzoa	51,86	54,60	55,14	56,08	58,34	55,43	56,76	58,26	56,54
Udala	44,71	49,14	50,01	49,56	57,60	54,45	54,45	57,45	57,31

ZERGA AHALMENA
CAPACIDAD FISCAL

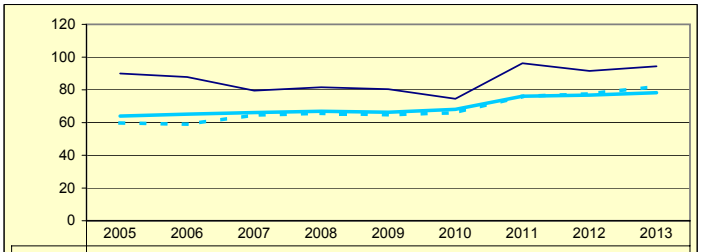

	2005	2006	2007	2008	2009	2010	2011	2012	2013
Gipuzkoa	63,97	65,12	66,14	66,92	66,29	68,08	76,07	76,80	78,21
Multzoa	59,80	59,00	64,59	65,67	64,73	66,04	75,98	77,60	82,08
Udala	90,02	87,78	79,51	81,61	80,35	74,56	96,26	91,53	94,38

Udala — Multzoa — Gipuzkoa

ITSASONDO

Biztanleak: 669 habitantes

	2005	2006	2007	2008	2009	2010	2011	2012	2013	
AU GORD	42,57	34,88	36,23	32,61	12,24	14,39	14,12	19,01		AHO BRU
LEG ZOR	4,71	5,00	4,78	4,79	3,11	2,68	3,04	2,21	2,14	NIV END
AU GARB	37,85	29,88	31,45	27,82	9,13	11,71	11,08	16,80		AHO NET
ZOR MUG	88,91	85,66	86,81	85,32	74,60	81,35	78,50	88,38	89,41	MAR END
ZOR BIZ	20,94	18,21	11,90	7,79	5,97	2,67	18,94	17,83	15,08	DEU VIV
LANGILE	19,72	23,57	25,01	23,77	32,91	32,23	32,01	33,74		PERSONA
AZPIKON	6,29	5,58	3,90	7,31	6,09	6,21	7,28	4,99		SUBCONT
DIRULAG	3,24	4,27	5,38	5,46	5,04	4,85	3,63	3,67		SUBVENC
FUNTZIO	54,18	60,84	58,39	61,93	82,72	80,76	82,25	77,32		FUNCION
INB G L	945,97	90,29	537,26	117,69	-83,95	664,02	52,98	378,56		INV N A
INB G G	973,11	135,61	603,47	345,12	1.061,96	891,26	267,73	657,55		INV N T
INB M L	49,01	9,74	37,61	10,01	-4,21	35,34	4,50	25,07		N INV A
INB M G	50,41	14,62	42,25	29,36	53,28	47,44	22,75	43,54		N INV T
K T MEN	2,78	33,41	10,97	65,90	107,91	25,50	80,21	42,43		DEP T K
MAI MEN	0,00	0,00	0,00	24,01	13,76	0,50	67,60	0,00		DEP PRE
PRE FIS	446,33	339,41	382,70	313,38	318,12	340,11	341,67	305,34		PRE FIS
ORDENAN	50,71	51,84	58,48	58,77	59,97	56,74	57,19	57,97	56,29	ORDENAN
Z AHALM	70,07	67,96	65,53	63,48	61,51	60,91	69,13	67,50	69,15	CAP FIS
T A MEN	58,60	66,92	63,66	68,10	63,36	66,70	61,22	66,92		DEP T C
APART S	14,42	5,56	5,38	1,50	1,84	1,40	1,44	1,55		ING EXT
KOB MAI	95,87	94,46	94,15	95,30	95,05	93,13	94,90	93,21	94,57	NIV COB
GODG	32,31	55,33	36,42	60,17	95,47	31,71	55,62	28,99		RTGG
LIKIDEZ	22,93	31,92	38,12	39,60	52,35	12,90	12,45	9,71		LIQUIDE

AURREZKI GARBIA
AHORRO NETO

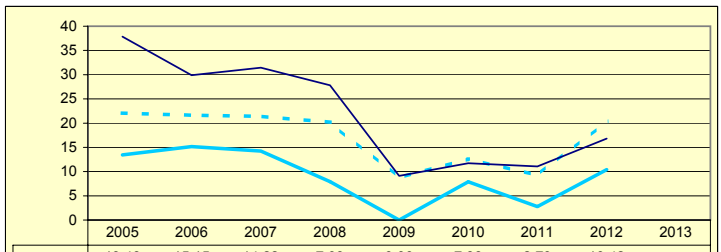

	2005	2006	2007	2008	2009	2010	2011	2012	2013
Gipuzkoa	13,43	15,15	14,22	7,93	0,00	7,88	2,79	10,42	
Multzoa	22,08	21,64	21,40	20,19	8,72	12,63	9,22	20,46	
Udala	37,85	29,88	31,45	27,82	9,13	11,71	11,08	16,80	

LEGEZKO ZORPETZE-MAILA
NIVEL DE ENDEUDAMIENTO LEGAL

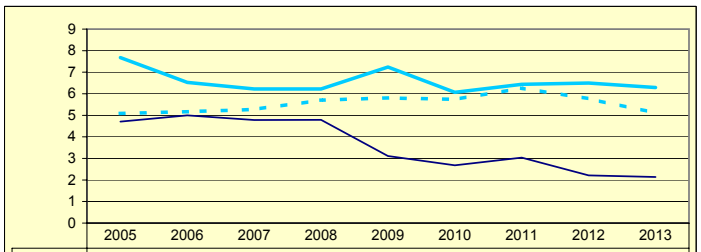

	2005	2006	2007	2008	2009	2010	2011	2012	2013
Gipuzkoa	7,68	6,53	6,22	6,22	7,24	6,07	6,44	6,50	6,29
Multzoa	5,09	5,17	5,27	5,70	5,81	5,74	6,26	5,77	5,11
Udala	4,71	5,00	4,78	4,79	3,11	2,68	3,04	2,21	2,14

ZOR BIZIA
DEUDA VIVA

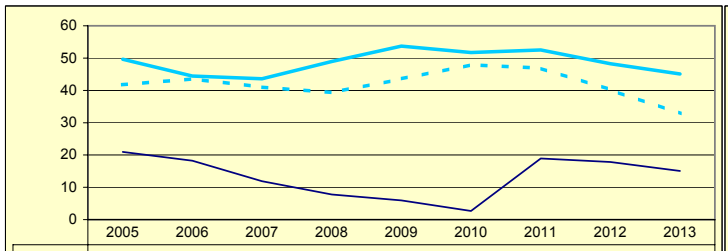

	2005	2006	2007	2008	2009	2010	2011	2012	2013
Gipuzkoa	49,65	44,43	43,59	48,96	53,71	51,71	52,52	48,25	45,09
Multzoa	41,76	43,57	41,02	39,33	43,53	47,93	46,86	40,17	32,83
Udala	20,94	18,21	11,90	7,79	5,97	2,67	18,94	17,83	15,08

INBERTSIO GARBIAK, GUZTIRA
INVERSIONES NETAS TOTALES

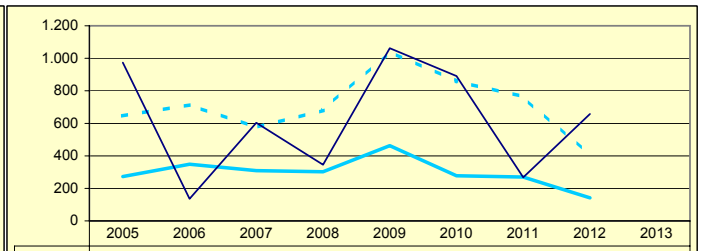

	2005	2006	2007	2008	2009	2010	2011	2012	2013
Gipuzkoa	272,34	348,41	309,34	302,50	462,68	277,65	269,39	142,22	
Multzoa	645,72	714,07	575,01	680,40	1.040,56	858,91	763,52	402,09	
Udala	973,11	135,61	603,47	345,12	1.061,96	891,26	267,73	657,55	

ORDENANTZAK
ORDENANZAS

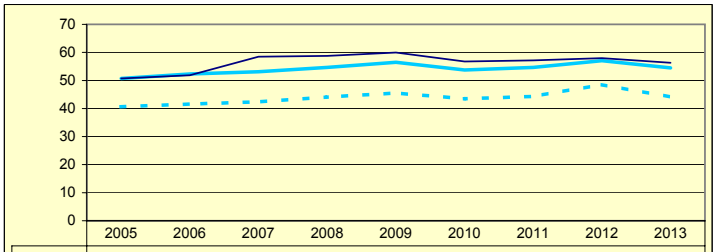

	2005	2006	2007	2008	2009	2010	2011	2012	2013
Gipuzkoa	50,71	52,30	53,14	54,67	56,48	53,72	54,67	57,06	54,50
Multzoa	40,63	41,61	42,40	44,10	45,50	43,50	44,35	48,56	44,12
Udala	50,71	51,84	58,48	58,77	59,97	56,74	57,19	57,97	56,29

ZERGA AHALMENA
CAPACIDAD FISCAL

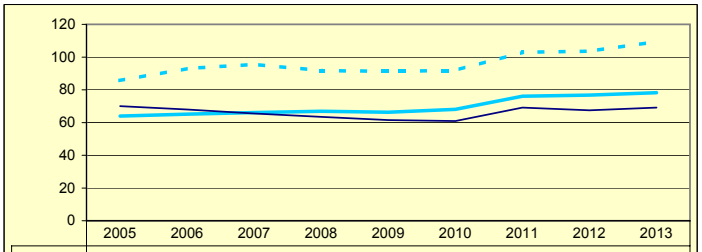

	2005	2006	2007	2008	2009	2010	2011	2012	2013
Gipuzkoa	63,97	65,12	66,14	66,92	66,29	68,08	76,07	76,80	78,21
Multzoa	85,64	93,05	95,58	91,73	91,38	91,85	102,94	103,61	109,57
Udala	70,07	67,96	65,53	63,48	61,51	60,91	69,13	67,50	69,15

Udala — Multzoa — Gipuzkoa

LARRAUL

Biztanleak: 259 habitantes

	2005	2006	2007	2008	2009	2010	2011	2012	2013	
AU GORD	19,16	12,47	5,70	9,46	-9,53	12,05	7,26	19,46		AHO BRU
LEG ZOR	3,75	8,34	7,86	7,83	7,91	5,17	5,60	4,98	5,08	NIV END
AU GARB	15,40	4,13	-2,16	1,63	-17,44	6,88	1,66	14,48		AHO NET
ZOR MUG	80,38	33,15	0,00	17,25	0,00	57,08	22,87	74,40	73,13	MAR END
ZOR BIZ	42,37	89,57	78,59	72,82	53,43	42,82	41,68	32,79	29,52	DEU VIV
LANGILE	26,16	30,59	28,58	27,49	31,73	33,38	30,30	24,21		PERSONA
AZPIKON	8,89	9,67	9,09	4,18	5,14	3,16	3,64	2,21		SUBCONT
DIRULAG	0,03	0,38	0,95	1,17	0,07	0,07	0,26	0,34		SUBVENC
FUNTZIO	80,80	87,13	93,35	89,37	109,46	87,89	92,48	80,19		FUNCION
INB G L	418,25	1.892,23	-368,22	104,34	37,01	195,41	167,31	-0,25		INV N A
INB G G	597,40	4.013,99	221,27	223,42	485,91	1.427,78	265,51	136,00		INV N T
INB M L	17,35	35,27	-23,75	7,63	2,08	7,55	11,57	-0,02		N INV A
INB M G	24,79	74,82	14,27	16,35	27,32	55,17	18,35	10,69		N INV T
K T MEN	29,98	52,85	266,41	53,30	92,38	86,31	36,98	100,19		DEP T K
MAI MEN	0,00	7,03	0,00	44,33	37,14	0,00	0,00	0,00		DEP PRE
PRE FIS	706,39	333,11	355,15	299,27	360,38	336,44	317,30	358,83		PRE FIS
ORDENAN	60,40	66,56	62,00	63,76	64,36	61,55	61,77	62,01	58,24	ORDENAN
Z AHALM	61,40	67,48	55,06	53,05	49,59	49,74	64,99	64,88	61,13	CAP FIS
T A MEN	58,92	74,65	70,61	71,75	64,83	69,99	68,06	68,29		DEP T C
APART S	25,98	2,39	2,57	1,76	1,44	1,94	3,38	3,11		ING EXT
KOB MAI	92,63	95,18	94,69	82,61	84,30	96,21	90,53	94,16	90,44	NIV COB
GODG	72,17	4,80	32,08	34,14	29,23	11,02	-6,90	2,09		RTGG
LIKIDEZ	63,63	20,89	8,64	15,56	13,46	23,09	0,21	0,15		LIQUIDE

AURREZKI GARBIA
AHORRO NETO

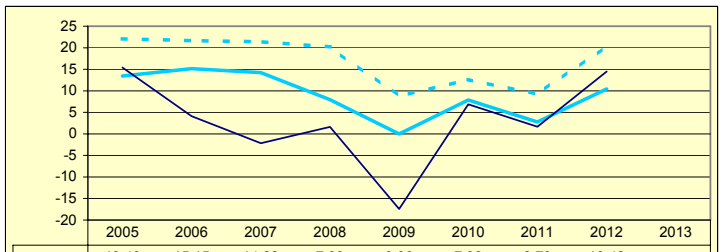

	2005	2006	2007	2008	2009	2010	2011	2012	2013
Gipuzkoa	13,43	15,15	14,22	7,93	0,00	7,88	2,79	10,42	
Multzoa	22,08	21,64	21,40	20,19	8,72	12,63	9,22	20,46	
Udala	15,40	4,13	-2,16	1,63	-17,44	6,88	1,66	14,48	

LEGEZKO ZORPETZE-MAILA
NIVEL DE ENDEUDAMIENTO LEGAL

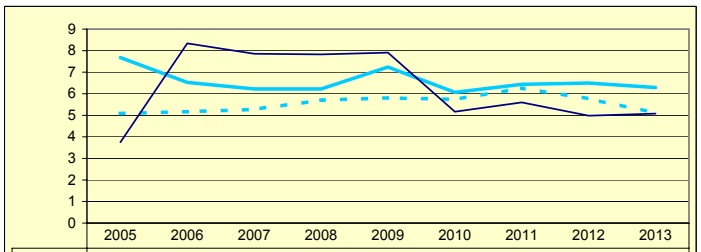

	2005	2006	2007	2008	2009	2010	2011	2012	2013
Gipuzkoa	7,68	6,53	6,22	6,22	7,24	6,07	6,44	6,50	6,29
Multzoa	5,09	5,17	5,27	5,70	5,81	5,74	6,26	5,77	5,11
Udala	3,75	8,34	7,86	7,83	7,91	5,17	5,60	4,98	5,08

ZOR BIZIA
DEUDA VIVA

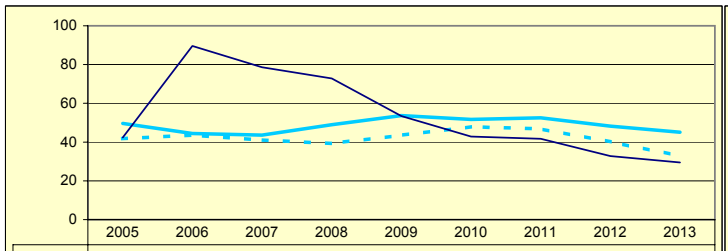

	2005	2006	2007	2008	2009	2010	2011	2012	2013
Gipuzkoa	49,65	44,43	43,59	48,96	53,71	51,71	52,52	48,25	45,09
Multzoa	41,76	43,57	41,02	39,33	43,53	47,93	46,86	40,17	32,83
Udala	42,37	89,57	78,59	72,82	53,43	42,82	41,68	32,79	29,52

INBERTSIO GARBIAK, GUZTIRA
INVERSIONES NETAS TOTALES

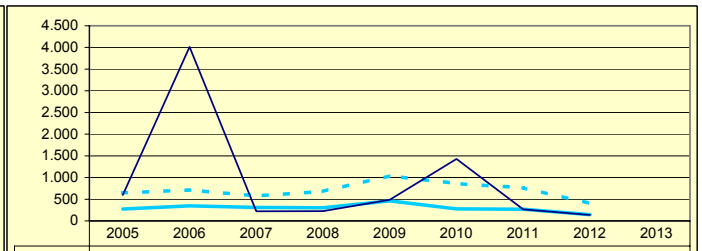

	2005	2006	2007	2008	2009	2010	2011	2012	2013
Gipuzkoa	272,34	348,41	309,34	302,50	462,68	277,65	269,39	142,22	
Multzoa	645,72	714,07	575,01	680,40	1.040,56	858,91	763,52	402,09	
Udala	597,40	4.013,99	221,27	223,42	485,91	1.427,78	265,51	136,00	

ORDENANTZAK
ORDENANZAS

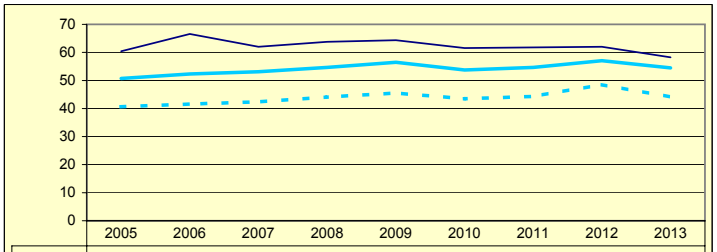

	2005	2006	2007	2008	2009	2010	2011	2012	2013
Gipuzkoa	50,71	52,30	53,14	54,67	56,48	53,72	54,67	57,06	54,50
Multzoa	40,63	41,61	42,40	44,10	45,50	43,50	44,35	48,56	44,12
Udala	60,40	66,56	62,00	63,76	64,36	61,55	61,77	62,01	58,24

ZERGA AHALMENA
CAPACIDAD FISCAL

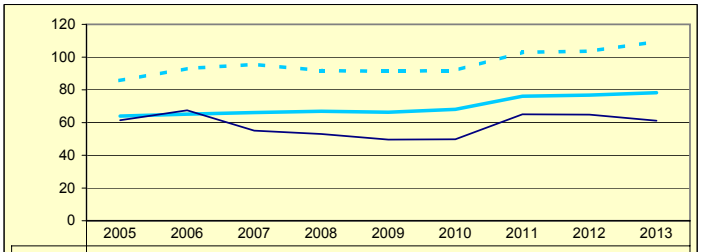

	2005	2006	2007	2008	2009	2010	2011	2012	2013
Gipuzkoa	63,97	65,12	66,14	66,92	66,29	68,08	76,07	76,80	78,21
Multzoa	85,64	93,05	95,58	91,73	91,38	91,85	102,94	103,61	109,57
Udala	61,40	67,48	55,06	53,05	49,59	49,74	64,99	64,88	61,13

Udala — Multzoa — Gipuzkoa

LAZKAO

Biztanleak: 5.486 habitantes

	2005	2006	2007	2008	2009	2010	2011	2012	2013	
AU GORD	32,59	34,86	29,37	32,62	22,94	24,67	18,45	30,70		AHO BRU
LEG ZOR	3,59	3,15	3,39	3,48	3,83	3,38	3,63	0,00	6,31	NIV END
AU GARB	28,99	31,70	25,97	29,14	19,11	21,29	14,82	30,70		AHO NET
ZOR MUG	88,98	90,93	88,45	89,34	83,32	86,30	80,33	100,00	77,10	MAR END
ZOR BIZ	34,70	30,00	30,18	27,38	26,86	22,92	0,00	0,00	20,50	DEU VIV
LANGILE	20,14	16,78	17,59	18,07	21,39	20,54	23,87	20,40		PERSONA
AZPIKON	26,96	26,44	28,16	27,13	31,18	30,36	31,21	25,36		SUBCONT
DIRULAG	4,91	4,99	7,04	4,50	5,20	5,32	5,85	5,46		SUBVENC
FUNTZIO	62,49	60,14	63,60	62,88	71,86	70,01	75,70	63,84		FUNCION
INB G L	272,69	739,38	595,08	466,34	283,10	-12,59	121,03	74,15		INV N A
INB G G	278,72	756,47	762,21	616,53	516,33	337,46	704,30	269,77		INV N T
INB M L	26,40	49,00	37,90	32,76	19,05	-1,00	6,57	5,93		N INV A
INB M G	26,98	50,13	48,54	43,31	34,75	26,90	38,24	21,59		N INV T
K T MEN	2,16	2,25	21,93	24,36	45,17	103,73	82,82	72,51		DEP T K
MAI MEN	0,00	0,00	16,39	44,82	26,19	0,00	0,00	0,00		DEP PRE
PRE FIS	401,60	516,01	450,10	549,40	522,45	507,50	492,92	548,10		PRE FIS
ORDENAN	51,25	52,39	52,77	53,64	55,55	52,04	52,06	54,28	54,39	ORDENAN
Z AHALM	68,33	69,66	71,37	72,74	72,13	71,99	82,70	82,15	82,33	CAP FIS
T A MEN	56,33	51,38	56,92	50,68	49,15	52,73	50,73	50,51		DEP T C
APART S	4,49	11,45	4,22	9,85	8,23	5,39	3,93	8,88		ING EXT
KOB MAI	94,92	96,50	96,71	97,77	104,75	96,17	95,75	94,62	90,71	NIV COB
GODG	54,73	14,35	0,10	19,71	18,68	23,36	7,59	16,48		RTGG
LIKIDEZ	33,36	28,28	11,72	9,30	10,97	15,30	12,60	8,21		LIQUIDE

AURREZKI GARBIA
AHORRO NETO

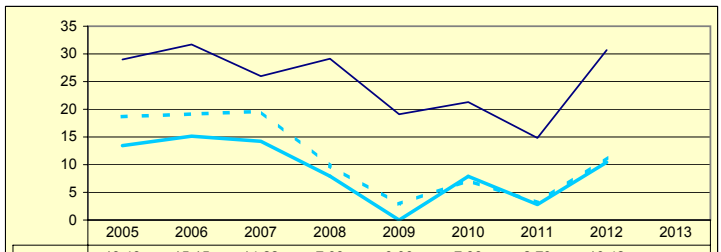

	2005	2006	2007	2008	2009	2010	2011	2012	2013
Gipuzkoa	13,43	15,15	14,22	7,93	0,00	7,88	2,79	10,42	
Multzoa	18,67	19,12	19,62	9,78	2,90	7,14	3,14	11,28	
Udala	28,99	31,70	25,97	29,14	19,11	21,29	14,82	30,70	

LEGEZKO ZORPETZE-MAILA
NIVEL DE ENDEUDAMIENTO LEGAL

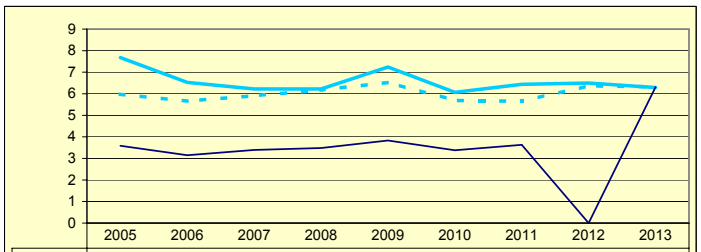

	2005	2006	2007	2008	2009	2010	2011	2012	2013
Gipuzkoa	7,68	6,53	6,22	6,22	7,24	6,07	6,44	6,50	6,29
Multzoa	5,98	5,66	5,91	6,17	6,53	5,69	5,65	6,37	6,32
Udala	3,59	3,15	3,39	3,48	3,83	3,38	3,63	0,00	6,31

ZOR BIZIA
DEUDA VIVA

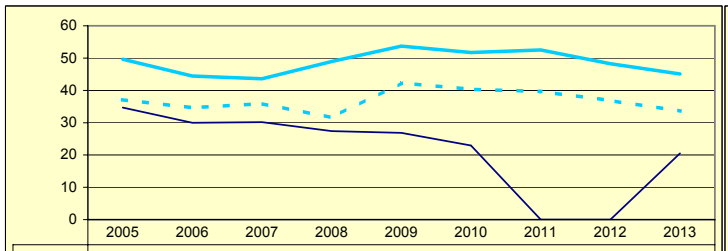

	2005	2006	2007	2008	2009	2010	2011	2012	2013
Gipuzkoa	49,65	44,43	43,59	48,96	53,71	51,71	52,52	48,25	45,09
Multzoa	37,10	34,64	35,92	31,55	42,30	40,35	39,67	36,84	33,60
Udala	34,70	30,00	30,18	27,38	26,86	22,92	0,00	0,00	20,50

INBERTSIO GARBIAK, GUZTIRA
INVERSIONES NETAS TOTALES

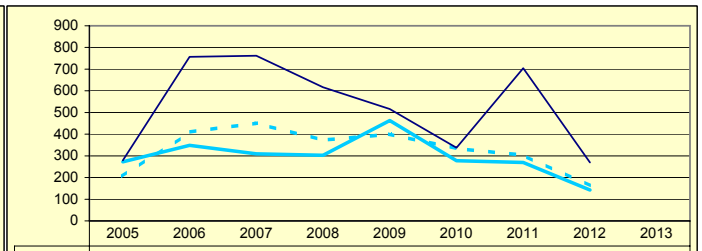

	2005	2006	2007	2008	2009	2010	2011	2012	2013
Gipuzkoa	272,34	348,41	309,34	302,50	462,68	277,65	269,39	142,22	
Multzoa	205,85	409,61	451,00	372,39	399,89	333,71	303,36	161,49	
Udala	278,72	756,47	762,21	616,53	516,33	337,46	704,30	269,77	

ORDENANTZAK
ORDENANZAS

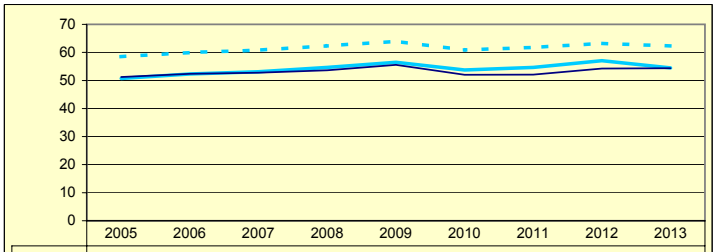

	2005	2006	2007	2008	2009	2010	2011	2012	2013
Gipuzkoa	50,71	52,30	53,14	54,67	56,48	53,72	54,67	57,06	54,50
Multzoa	58,49	59,96	60,84	62,33	63,95	60,89	61,77	63,20	62,30
Udala	51,25	52,39	52,77	53,64	55,55	52,04	52,06	54,28	54,39

ZERGA AHALMENA
CAPACIDAD FISCAL

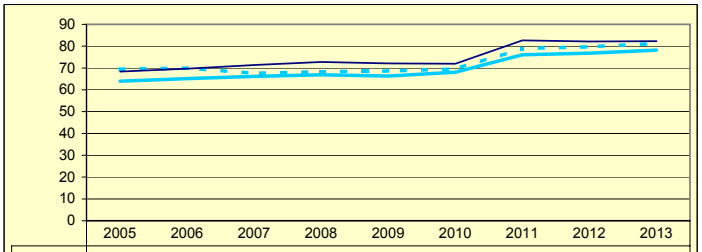

	2005	2006	2007	2008	2009	2010	2011	2012	2013
Gipuzkoa	63,97	65,12	66,14	66,92	66,29	68,08	76,07	76,80	78,21
Multzoa	69,45	70,01	67,55	68,27	68,62	69,53	78,93	79,76	81,18
Udala	68,33	69,66	71,37	72,74	72,13	71,99	82,70	82,15	82,33

Udala — Multzoa — Gipuzkoa

LEABURU

Biztanleak: 362 habitantes

	2005	2006	2007	2008	2009	2010	2011	2012	2013	
AU GORD	5,56	35,31	19,34	39,02	16,34	25,06	4,41	31,82		AHO BRU
LEG ZOR	13,90	8,91	12,38	11,30	14,21	11,17	12,33	9,20	9,86	NIV END
AU GARB	-8,33	26,39	6,96	27,72	2,13	13,90	-7,92	22,61		AHO NET
ZOR MUG	0,00	74,74	35,99	71,04	13,04	55,45	0,00	71,08	63,42	MAR END
ZOR BIZ	142,12	83,05	99,91	80,00	96,92	72,90	68,33	41,81	36,55	DEU VIV
LANGILE	48,25	26,80	36,51	26,63	36,54	33,19	44,54	31,70		PERSONA
AZPIKON	10,83	8,78	10,27	5,92	7,08	5,31	7,02	5,90		SUBCONT
DIRULAG	1,72	1,45	3,39	2,41	3,10	0,78	0,90	0,92		SUBVENC
FUNTZIO	92,71	63,22	77,27	58,57	80,56	74,16	94,69	67,26		FUNCION
INB G L	-297,80	696,13	27,86	100,86	187,75	372,37	28,41	6,53		INV N A
INB G G	43,12	701,21	51,80	105,60	496,40	702,39	945,46	115,21		INV N T
INB M L	-16,63	39,88	2,66	10,18	13,28	22,93	1,39	0,55		N INV A
INB M G	2,40	40,17	4,94	10,65	35,12	43,25	46,31	9,79		N INV T
K T MEN	790,60	0,72	46,22	4,49	62,18	46,99	96,99	94,33		DEP T K
MAI MEN	0,00	0,00	0,00	89,85	36,00	0,00	0,00	0,00		DEP PRE
PRE FIS	181,04	595,70	216,32	445,63	220,03	222,23	245,89	345,81		PRE FIS
ORDENAN	44,63	35,02	35,02	36,96	37,47	34,32	34,46	34,46	32,83	ORDENAN
Z AHALM	80,62	78,91	80,52	80,39	81,86	87,53	93,10	94,37	108,58	CAP FIS
T A MEN	79,47	57,59	78,25	61,59	74,85	77,50	69,55	67,00		DEP T C
APART S	1,58	29,26	3,74	20,98	0,54	-0,44	0,96	0,43		ING EXT
KOB MAI	94,73	93,53	85,00	94,53	93,92	93,78	93,19	95,36	96,75	NIV COB
GODG	63,11	16,64	26,74	49,97	63,73	26,43	13,96	29,79		RTGG
LIKIDEZ	23,99	5,18	6,65	21,76	28,97	22,09	1,46	1,67		LIQUIDE

AURREZKI GARBIA
AHORRO NETO

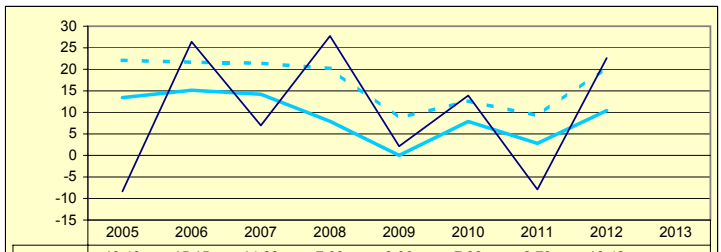

	2005	2006	2007	2008	2009	2010	2011	2012	2013
Gipuzkoa	13,43	15,15	14,22	7,93	0,00	7,88	2,79	10,42	
Multzoa	22,08	21,64	21,40	20,19	8,72	12,63	9,22	20,46	
Udala	-8,33	26,39	6,96	27,72	2,13	13,90	-7,92	22,61	

LEGEZKO ZORPETZE-MAILA
NIVEL DE ENDEUDAMIENTO LEGAL

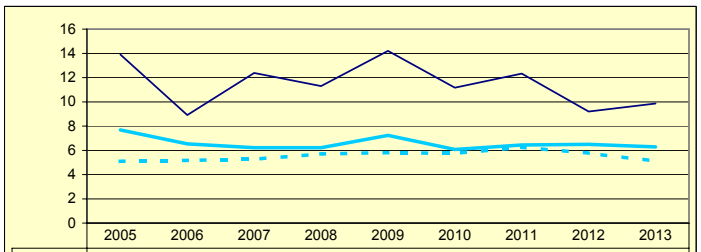

	2005	2006	2007	2008	2009	2010	2011	2012	2013
Gipuzkoa	7,68	6,53	6,22	6,22	7,24	6,07	6,44	6,50	6,29
Multzoa	5,09	5,17	5,27	5,70	5,81	5,74	6,26	5,77	5,11
Udala	13,90	8,91	12,38	11,30	14,21	11,17	12,33	9,20	9,86

ZOR BIZIA
DEUDA VIVA

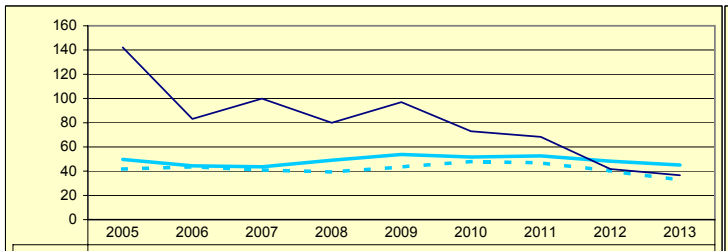

	2005	2006	2007	2008	2009	2010	2011	2012	2013
Gipuzkoa	49,65	44,43	43,59	48,96	53,71	51,71	52,52	48,25	45,09
Multzoa	41,76	43,57	41,02	39,33	43,53	47,93	46,86	40,17	32,83
Udala	142,12	83,05	99,91	80,00	96,92	72,90	68,33	41,81	36,55

INBERTSIO GARBIAK, GUZTIRA
INVERSIONES NETAS TOTALES

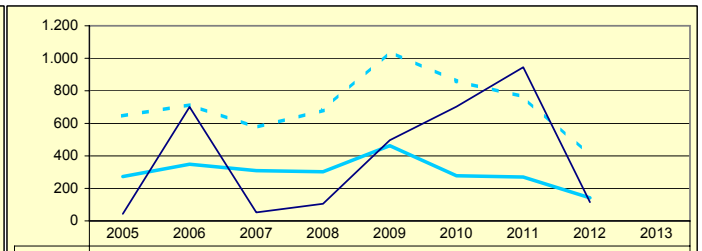

	2005	2006	2007	2008	2009	2010	2011	2012	2013
Gipuzkoa	272,34	348,41	309,34	302,50	462,68	277,65	269,39	142,22	
Multzoa	645,72	714,07	575,01	680,40	1.040,56	858,91	763,52	402,09	
Udala	43,12	701,21	51,80	105,60	496,40	702,39	945,46	115,21	

ORDENANTZAK
ORDENANZAS

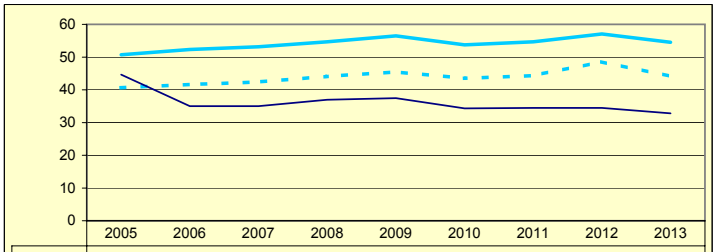

	2005	2006	2007	2008	2009	2010	2011	2012	2013
Gipuzkoa	50,71	52,30	53,14	54,67	56,48	53,72	54,67	57,06	54,50
Multzoa	40,63	41,61	42,40	44,10	45,50	43,50	44,35	48,56	44,12
Udala	44,63	35,02	35,02	36,96	37,47	34,32	34,46	34,46	32,83

ZERGA AHALMENA
CAPACIDAD FISCAL

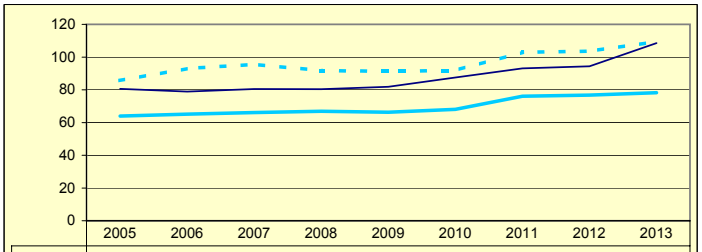

	2005	2006	2007	2008	2009	2010	2011	2012	2013
Gipuzkoa	63,97	65,12	66,14	66,92	66,29	68,08	76,07	76,80	78,21
Multzoa	85,64	93,05	95,58	91,73	91,38	91,85	102,94	103,61	109,57
Udala	80,62	78,91	80,52	80,39	81,86	87,53	93,10	94,37	108,58

Udala — Multzoa — Gipuzkoa

LEGAZPI

Biztanleak: 8.638 habitantes

	2005	2006	2007	2008	2009	2010	2011	2012	2013	
AU GORD	20,75	23,16	22,35	21,39	25,41	0,26	9,18	15,02		AHO BRU
LEG ZOR	8,70	5,71	4,84	3,68	3,71	4,64	3,10	2,48	1,90	NIV END
AU GARB	12,04	17,44	17,51	17,71	21,70	-4,38	6,08	12,54		AHO NET
ZOR MUG	58,05	75,32	78,34	82,80	85,40	0,00	66,23	83,47	85,42	MAR END
ZOR BIZ	27,62	20,47	14,58	10,62	16,63	18,66	14,02	11,98	10,24	DEU VIV
LANGILE	30,70	29,47	28,84	27,82	26,96	36,96	33,70	31,80		PERSONA
AZPIKON	18,48	18,37	21,05	21,75	21,76	30,19	28,46	25,08		SUBCONT
DIRULAG	8,09	7,15	6,22	5,98	5,07	6,10	4,60	4,26		SUBVENC
FUNTZIO	71,15	69,67	71,43	72,63	69,52	93,64	86,22	80,72		FUNCION
INB G L	114,97	59,30	213,96	123,24	380,57	120,33	139,50	-21,49		INV N A
INB G G	171,78	262,21	318,55	200,88	693,28	288,82	188,40	-2,98		INV N T
INB M L	11,50	5,26	17,45	10,53	17,71	9,42	10,82	-1,93		N INV A
INB M G	17,19	23,27	25,98	17,16	32,26	22,60	14,61	-0,27		N INV T
K T MEN	33,07	77,38	31,45	37,19	45,11	58,34	24,14	-619,93		DEP T K
MAI MEN	0,00	0,00	0,00	0,00	28,32	47,77	0,00	0,00		DEP PRE
PRE FIS	308,56	343,45	349,38	376,29	386,81	395,38	439,79	416,03		PRE FIS
ORDENAN	56,77	58,36	59,87	61,92	64,18	60,48	61,22	63,99	63,32	ORDENAN
Z AHALM	57,47	58,63	59,02	60,12	60,22	63,31	71,40	74,10	77,32	CAP FIS
T A MEN	64,82	63,83	66,71	64,99	52,38	56,46	56,21	60,34		DEP T C
APART S	3,57	6,25	3,32	4,29	5,02	4,91	6,31	2,26		ING EXT
KOB MAI	98,78	98,75	99,02	99,12	98,54	93,87	96,36	94,90	96,18	NIV COB
GODG	10,29	20,12	13,95	19,83	16,44	21,83	6,98	17,79		RTGG
LIKIDEZ	5,76	4,28	5,79	9,79	5,29	4,58	3,49	16,95		LIQUIDE

AURREZKI GARBIA
AHORRO NETO

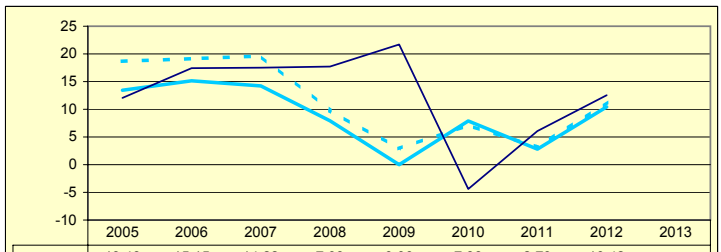

	2005	2006	2007	2008	2009	2010	2011	2012	2013
Gipuzkoa	13,43	15,15	14,22	7,93	0,00	7,88	2,79	10,42	
Multzoa	18,67	19,12	19,62	9,78	2,90	7,14	3,14	11,28	
Udala	12,04	17,44	17,51	17,71	21,70	-4,38	6,08	12,54	

LEGEZKO ZORPETZE-MAILA
NIVEL DE ENDEUDAMIENTO LEGAL

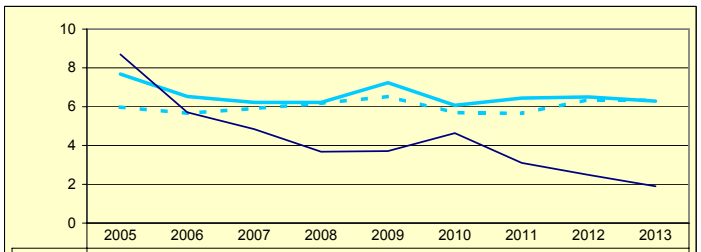

	2005	2006	2007	2008	2009	2010	2011	2012	2013
Gipuzkoa	7,68	6,53	6,22	6,22	7,24	6,07	6,44	6,50	6,29
Multzoa	5,98	5,66	5,91	6,17	6,53	5,69	5,65	6,37	6,32
Udala	8,70	5,71	4,84	3,68	3,71	4,64	3,10	2,48	1,90

ZOR BIZIA
DEUDA VIVA

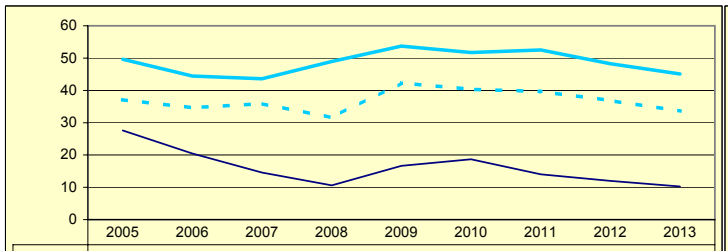

	2005	2006	2007	2008	2009	2010	2011	2012	2013
Gipuzkoa	49,65	44,43	43,59	48,96	53,71	51,71	52,52	48,25	45,09
Multzoa	37,10	34,64	35,92	31,55	42,30	40,35	39,67	36,84	33,60
Udala	27,62	20,47	14,58	10,62	16,63	18,66	14,02	11,98	10,24

INBERTSIO GARBIAK, GUZTIRA
INVERSIONES NETAS TOTALES

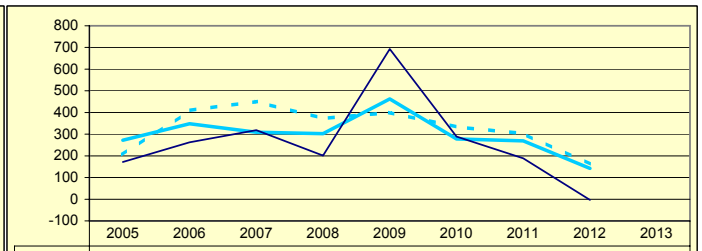

	2005	2006	2007	2008	2009	2010	2011	2012	2013
Gipuzkoa	272,34	348,41	309,34	302,50	462,68	277,65	269,39	142,22	
Multzoa	205,85	409,61	451,00	372,39	399,89	333,71	303,36	161,49	
Udala	171,78	262,21	318,55	200,88	693,28	288,82	188,40	-2,98	

ORDENANTZAK
ORDENANZAS

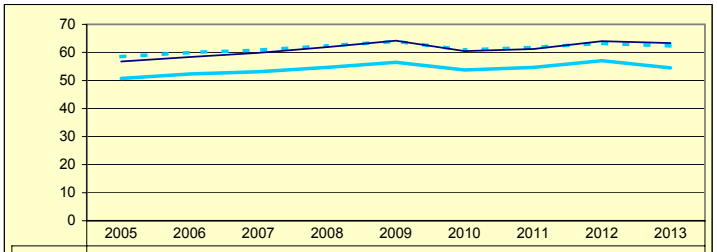

	2005	2006	2007	2008	2009	2010	2011	2012	2013
Gipuzkoa	50,71	52,30	53,14	54,67	56,48	53,72	54,67	57,06	54,50
Multzoa	58,49	59,96	60,84	62,33	63,95	60,89	61,77	63,20	62,30
Udala	56,77	58,36	59,87	61,92	64,18	60,48	61,22	63,99	63,32

ZERGA AHALMENA
CAPACIDAD FISCAL

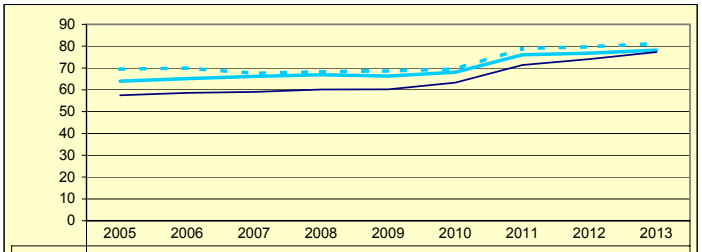

	2005	2006	2007	2008	2009	2010	2011	2012	2013
Gipuzkoa	63,97	65,12	66,14	66,92	66,29	68,08	76,07	76,80	78,21
Multzoa	69,45	70,01	67,55	68,27	68,62	69,53	78,93	79,76	81,18
Udala	57,47	58,63	59,02	60,12	60,22	63,31	71,40	74,10	77,32

Udala — Multzoa — Gipuzkoa

LEGORRETA

Biztanleak: 1.491 habitantes

	2005	2006	2007	2008	2009	2010	2011	2012	2013	
AU GORD	18,95	28,38	18,89	7,84	7,46	17,13	15,33	13,53		AHO BRU
LEG ZOR	4,78	3,99	4,72	5,36	4,85	4,54	4,92	4,64	3,47	NIV END
AU GARB	14,16	24,39	14,17	2,49	2,61	12,59	10,41	8,89		AHO NET
ZOR MUG	74,75	85,94	75,00	31,70	35,00	73,50	67,93	65,72	89,48	MAR END
ZOR BIZ	42,98	33,89	35,36	42,60	38,12	35,03	33,46	26,41	18,28	DEU VIV
LANGILE	22,97	22,75	23,92	28,33	29,01	28,04	29,93	28,07		PERSONA
AZPIKON	17,69	13,91	14,79	15,67	15,77	13,25	11,44	9,79		SUBCONT
DIRULAG	5,40	5,36	7,50	7,19	9,13	8,61	6,91	10,86		SUBVENC
FUNTZIO	75,64	66,24	73,60	84,97	83,41	74,26	77,76	75,61		FUNCION
INB G L	349,86	-6,18	177,33	508,42	133,85	55,38	77,39	7,81		INV N A
INB G G	583,59	369,88	850,61	531,49	353,39	173,38	146,83	39,56		INV N T
INB M L	20,71	-0,41	10,40	34,02	9,66	5,15	7,67	0,78		N INV A
INB M G	34,55	24,77	49,87	35,56	25,49	16,12	14,56	3,94		N INV T
K T MEN	40,04	101,67	79,15	4,34	62,12	68,06	47,29	80,27		DEP T K
MAI MEN	0,00	0,00	11,93	13,96	37,75	0,00	0,00	0,00		DEP PRE
PRE FIS	403,14	557,95	343,94	349,56	412,96	371,61	374,60	429,96		PRE FIS
ORDENAN	50,81	51,14	53,59	55,61	56,16	52,87	52,77	53,02	49,92	ORDENAN
Z AHALM	71,15	69,77	70,11	70,34	61,40	69,14	75,34	79,64	126,55	CAP FIS
T A MEN	57,34	50,25	63,65	60,99	57,30	61,00	56,91	55,97		DEP T C
APART S	7,15	19,10	3,52	3,96	8,64	2,77	3,73	1,91		ING EXT
KOB MAI	79,08	77,83	77,03	76,27	88,51	82,68	83,72	84,69	83,95	NIV COB
GODG	41,44	42,75	45,79	16,65	12,19	22,17	20,72	22,53		RTGG
LIKIDEZ	2,94	1,01	3,74	6,19	1,11	1,93	2,51	2,80		LIQUIDE

AURREZKI GARBIA
AHORRO NETO

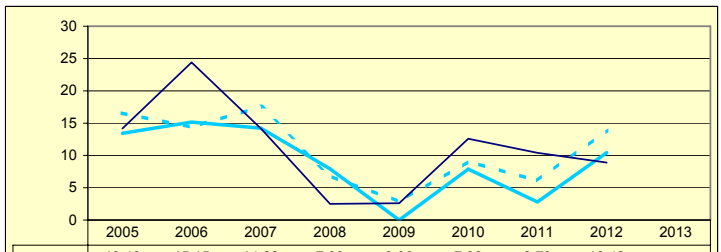

	2005	2006	2007	2008	2009	2010	2011	2012	2013
Gipuzkoa	13,43	15,15	14,22	7,93	0,00	7,88	2,79	10,42	
Multzoa	16,56	14,36	17,56	6,83	2,83	9,08	6,08	13,93	
Udala	14,16	24,39	14,17	2,49	2,61	12,59	10,41	8,89	

LEGEZKO ZORPETZE-MAILA
NIVEL DE ENDEUDAMIENTO LEGAL

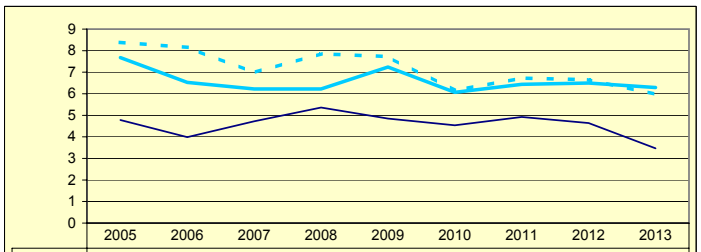

	2005	2006	2007	2008	2009	2010	2011	2012	2013
Gipuzkoa	7,68	6,53	6,22	6,22	7,24	6,07	6,44	6,50	6,29
Multzoa	8,38	8,15	6,98	7,86	7,72	6,15	6,73	6,65	5,97
Udala	4,78	3,99	4,72	5,36	4,85	4,54	4,92	4,64	3,47

ZOR BIZIA
DEUDA VIVA

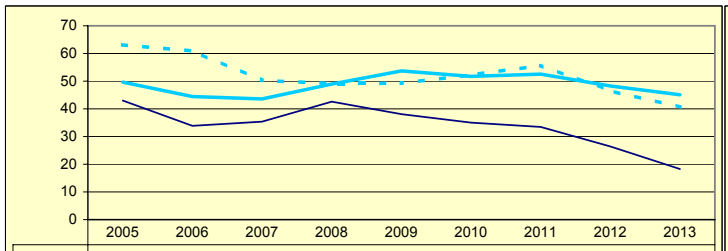

	2005	2006	2007	2008	2009	2010	2011	2012	2013
Gipuzkoa	49,65	44,43	43,59	48,96	53,71	51,71	52,52	48,25	45,09
Multzoa	63,12	60,90	50,27	49,14	49,27	52,27	55,68	46,53	40,64
Udala	42,98	33,89	35,36	42,60	38,12	35,03	33,46	26,41	18,28

INBERTSIO GARBIAK, GUZTIRA
INVERSIONES NETAS TOTALES

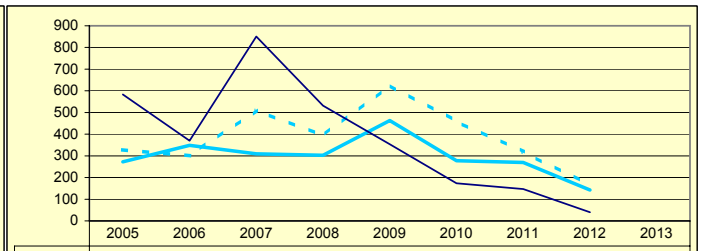

	2005	2006	2007	2008	2009	2010	2011	2012	2013
Gipuzkoa	272,34	348,41	309,34	302,50	462,68	277,65	269,39	142,22	
Multzoa	327,69	300,32	510,07	393,05	624,98	459,14	318,97	164,37	
Udala	583,59	369,88	850,61	531,49	353,39	173,38	146,83	39,56	

ORDENANTZAK
ORDENANZAS

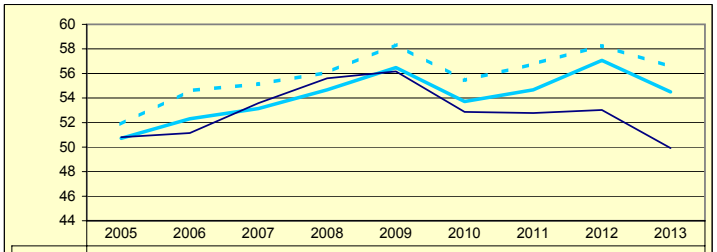

	2005	2006	2007	2008	2009	2010	2011	2012	2013
Gipuzkoa	50,71	52,30	53,14	54,67	56,48	53,72	54,67	57,06	54,50
Multzoa	51,86	54,60	55,14	56,08	58,34	55,43	56,76	58,26	56,54
Udala	50,81	51,14	53,59	55,61	56,16	52,87	52,77	53,02	49,92

ZERGA AHALMENA
CAPACIDAD FISCAL

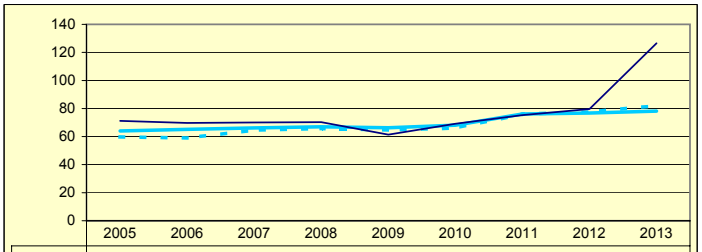

	2005	2006	2007	2008	2009	2010	2011	2012	2013
Gipuzkoa	63,97	65,12	66,14	66,92	66,29	68,08	76,07	76,80	78,21
Multzoa	59,80	59,00	64,59	65,67	64,73	66,04	75,98	77,60	82,08
Udala	71,15	69,77	70,11	70,34	61,40	69,14	75,34	79,64	126,55

Udala — Multzoa — Gipuzkoa

LEZO

Biztanleak: 6.054 habitantes

	2005	2006	2007	2008	2009	2010	2011	2012	2013	
AU GORD	14,80	14,97	27,08	10,09	15,60	17,88	6,46	18,80		AHO BRU
LEG ZOR	13,82	12,51	11,93	13,82	9,32	9,25	9,94	9,38	8,66	NIV END
AU GARB	0,98	2,46	15,14	-3,73	6,28	8,62	-3,48	9,42		AHO NET
ZOR MUG	6,64	16,46	55,93	0,00	40,24	48,24	0,00	50,11	65,84	MAR END
ZOR BIZ	113,23	92,68	86,42	21,20	70,94	66,43	67,19	55,97	45,92	DEU VIV
LANGILE	38,15	35,00	32,52	33,88	35,16	34,11	40,93	35,16		PERSONA
AZPIKON	17,04	16,66	15,96	21,94	18,75	18,99	25,81	22,37		SUBCONT
DIRULAG	6,45	8,06	5,44	7,90	6,78	5,77	6,03	5,58		SUBVENC
FUNTZIO	78,73	76,95	67,48	82,01	77,61	76,36	87,51	75,62		FUNCION
INB G L	217,74	123,81	19,44	363,84	-342,37	70,26	41,82	90,72		INV N A
INB G G	484,71	282,09	107,34	458,73	-95,77	306,48	56,75	101,35		INV N T
INB M L	14,63	7,91	1,09	19,18	-19,98	3,91	2,92	7,57		N INV A
INB M G	32,57	18,03	6,02	24,18	-5,59	17,05	3,96	8,46		N INV T
K T MEN	55,07	56,10	81,89	20,68	-257,51	77,08	26,31	10,49		DEP T K
MAI MEN	52,35	0,00	187,39	0,00	0,00	0,00	0,00	0,00		DEP PRE
PRE FIS	411,81	481,27	492,76	525,76	533,99	561,29	555,20	596,40		PRE FIS
ORDENAN	82,36	82,36	82,37	82,86	83,40	79,52	80,29	82,48	84,58	ORDENAN
Z AHALM	57,89	57,79	58,88	58,88	58,85	60,16	73,48	75,14	77,98	CAP FIS
T A MEN	58,74	56,51	51,09	51,48	44,40	51,52	49,42	48,75		DEP T C
APART S	2,90	6,79	15,81	5,17	6,89	10,18	4,39	4,76		ING EXT
KOB MAI	92,73	94,09	92,90	95,24	93,68	95,57	92,48	86,45	83,74	NIV COB
GODG	5,79	-2,80	18,96	-20,76	11,89	10,01	0,20	1,39		RTGG
LIKIDEZ	3,20	0,95	7,51	4,93	1,51	2,22	1,49	1,35		LIQUIDE

AURREZKI GARBIA
AHORRO NETO

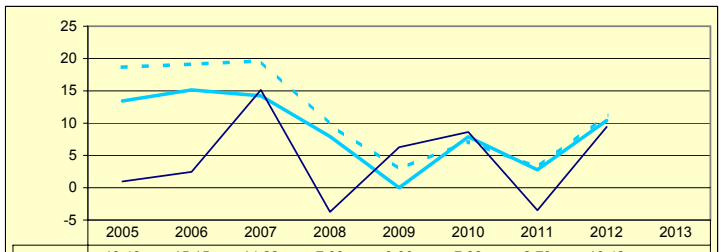

	2005	2006	2007	2008	2009	2010	2011	2012	2013
Gipuzkoa	13,43	15,15	14,22	7,93	0,00	7,88	2,79	10,42	
Multzoa	18,67	19,12	19,62	9,78	2,90	7,14	3,14	11,28	
Udala	0,98	2,46	15,14	-3,73	6,28	8,62	-3,48	9,42	

LEGEZKO ZORPETZE-MAILA
NIVEL DE ENDEUDAMIENTO LEGAL

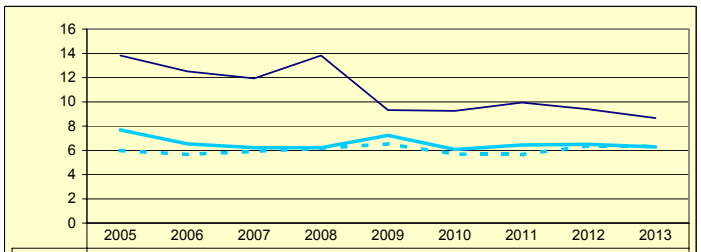

	2005	2006	2007	2008	2009	2010	2011	2012	2013
Gipuzkoa	7,68	6,53	6,22	6,22	7,24	6,07	6,44	6,50	6,29
Multzoa	5,98	5,66	5,91	6,17	6,53	5,69	5,65	6,37	6,32
Udala	13,82	12,51	11,93	13,82	9,32	9,25	9,94	9,38	8,66

ZOR BIZIA
DEUDA VIVA

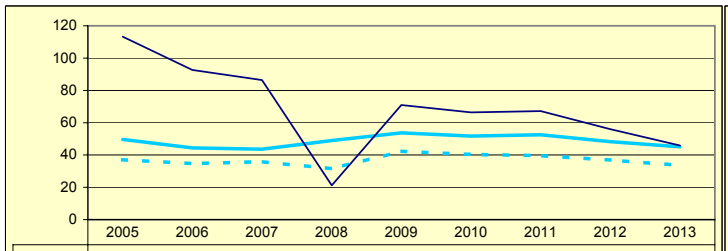

	2005	2006	2007	2008	2009	2010	2011	2012	2013
Gipuzkoa	49,65	44,43	43,59	48,96	53,71	51,71	52,52	48,25	45,09
Multzoa	37,10	34,64	35,92	31,55	42,30	40,35	39,67	36,84	33,60
Udala	113,23	92,68	86,42	21,20	70,94	66,43	67,19	55,97	45,92

INBERTSIO GARBIAK, GUZTIRA
INVERSIONES NETAS TOTALES

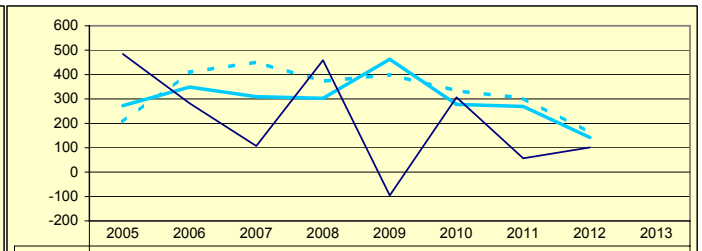

	2005	2006	2007	2008	2009	2010	2011	2012	2013
Gipuzkoa	272,34	348,41	309,34	302,50	462,68	277,65	269,39	142,22	
Multzoa	205,85	409,61	451,00	372,39	399,89	333,71	303,36	161,49	
Udala	484,71	282,09	107,34	458,73	-95,77	306,48	56,75	101,35	

ORDENANTZAK
ORDENANZAS

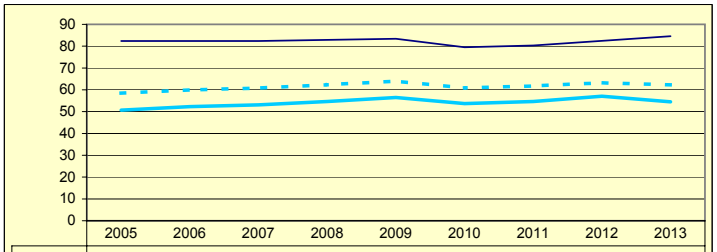

	2005	2006	2007	2008	2009	2010	2011	2012	2013
Gipuzkoa	50,71	52,30	53,14	54,67	56,48	53,72	54,67	57,06	54,50
Multzoa	58,49	59,96	60,84	62,33	63,95	60,89	61,77	63,20	62,30
Udala	82,36	82,36	82,37	82,86	83,40	79,52	80,29	82,48	84,58

ZERGA AHALMENA
CAPACIDAD FISCAL

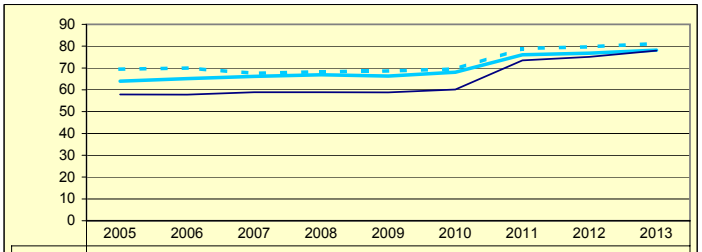

	2005	2006	2007	2008	2009	2010	2011	2012	2013
Gipuzkoa	63,97	65,12	66,14	66,92	66,29	68,08	76,07	76,80	78,21
Multzoa	69,45	70,01	67,55	68,27	68,62	69,53	78,93	79,76	81,18
Udala	57,89	57,79	58,88	58,88	58,85	60,16	73,48	75,14	77,98

Udala — Multzoa — Gipuzkoa

LIZARTZA

Biztanleak: 637 habitantes

	2005	2006	2007	2008	2009	2010	2011	2012	2013	
AU GORD	20,74	25,56	30,80	11,05	7,93	-1,15	-2,89	11,39		AHO BRU
LEG ZOR	4,88	4,05	4,00	5,03	4,54	4,21	4,32	3,59	3,67	NIV END
AU GARB	15,86	21,51	26,80	6,02	3,39	-5,37	-7,21	7,80		AHO NET
ZOR MUG	76,47	84,13	87,00	54,49	42,72	0,00	0,00	68,48	22,18	MAR END
ZOR BIZ	50,58	39,37	33,30	36,81	32,92	29,88	26,31	18,34	15,90	DEU VIV
LANGILE	34,52	30,63	33,33	40,87	40,74	43,61	34,77	27,31		PERSONA
AZPIKON	11,02	8,74	4,61	6,70	6,36	8,61	8,10	6,90		SUBCONT
DIRULAG	2,34	1,07	0,83	0,02	0,00	0,86	0,15	1,90		SUBVENC
FUNTZIO	76,90	73,36	68,37	88,93	92,07	100,30	102,74	86,70		FUNCION
INB G L	-74,91	203,23	460,28	22,47	348,75	-188,00	5,15	-71,87		INV N A
INB G G	270,21	396,71	665,19	22,47	622,17	85,75	5,15	-71,87		INV N T
INB M L	-4,98	15,86	29,61	2,47	22,48	-13,73	0,52	-7,11		N INV A
INB M G	17,99	30,97	42,80	2,47	40,11	6,26	0,52	-7,11		N INV T
K T MEN	107,63	48,77	30,81	0,00	43,95	319,23	0,00	0,00		DEP T K
MAI MEN	181,11	0,00	0,00	369,07	53,99	176,42	0,00	0,00		DEP PRE
PRE FIS	266,35	388,04	300,51	280,98	351,19	247,62	278,38	377,46		PRE FIS
ORDENAN	43,46	43,77	44,16	44,41	44,63	41,60	41,60	42,55	40,91	ORDENAN
Z AHALM	67,44	70,35	75,11	75,79	76,88	77,14	87,36	88,59	92,79	CAP FIS
T A MEN	71,36	63,46	72,64	68,14	60,64	70,42	66,62	62,90		DEP T C
APART S	6,90	15,91	5,60	1,32	12,29	1,43	1,71	10,98		ING EXT
KOB MAI	97,48	94,71	93,59	85,18	79,24	88,32	88,55	70,86	87,26	NIV COB
GODG	24,81	24,22	10,44	24,36	21,63	15,70	2,31	11,34		RTGG
LIKIDEZ	1,42	9,55	8,46	11,69	1,74	0,44	0,59	0,44		LIQUIDE

AURREZKI GARBIA
AHORRO NETO

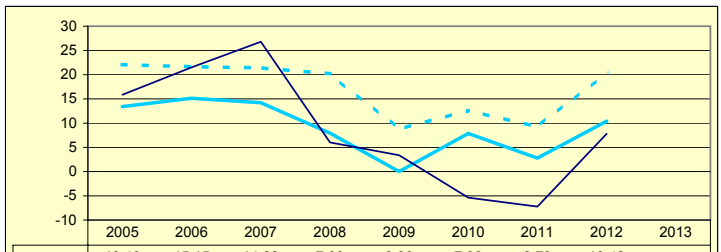

	2005	2006	2007	2008	2009	2010	2011	2012	2013
Gipuzkoa	13,43	15,15	14,22	7,93	0,00	7,88	2,79	10,42	
Multzoa	22,08	21,64	21,40	20,19	8,72	12,63	9,22	20,46	
Udala	15,86	21,51	26,80	6,02	3,39	-5,37	-7,21	7,80	

LEGEZKO ZORPETZE-MAILA
NIVEL DE ENDEUDAMIENTO LEGAL

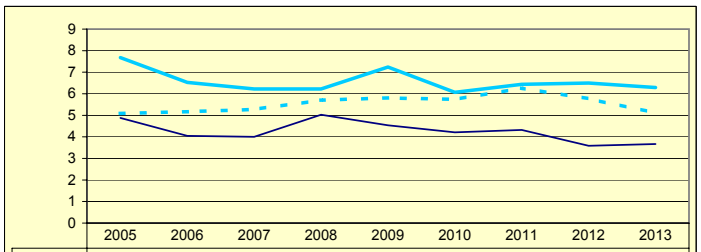

	2005	2006	2007	2008	2009	2010	2011	2012	2013
Gipuzkoa	7,68	6,53	6,22	6,22	7,24	6,07	6,44	6,50	6,29
Multzoa	5,09	5,17	5,27	5,70	5,81	5,74	6,26	5,77	5,11
Udala	4,88	4,05	4,00	5,03	4,54	4,21	4,32	3,59	3,67

ZOR BIZIA
DEUDA VIVA

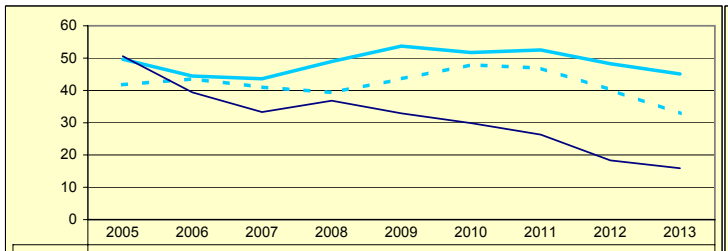

	2005	2006	2007	2008	2009	2010	2011	2012	2013
Gipuzkoa	49,65	44,43	43,59	48,96	53,71	51,71	52,52	48,25	45,09
Multzoa	41,76	43,57	41,02	39,33	43,53	47,93	46,86	40,17	32,83
Udala	50,58	39,37	33,30	36,81	32,92	29,88	26,31	18,34	15,90

INBERTSIO GARBIAK, GUZTIRA
INVERSIONES NETAS TOTALES

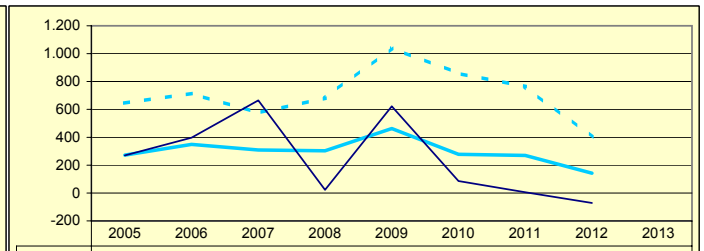

	2005	2006	2007	2008	2009	2010	2011	2012	2013
Gipuzkoa	272,34	348,41	309,34	302,50	462,68	277,65	269,39	142,22	
Multzoa	645,72	714,07	575,01	680,40	1.040,56	858,91	763,52	402,09	
Udala	270,21	396,71	665,19	22,47	622,17	85,75	5,15	-71,87	

ORDENANTZAK
ORDENANZAS

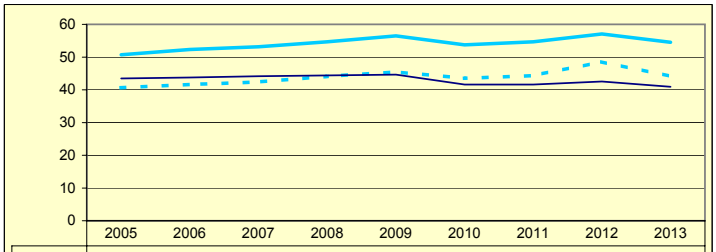

	2005	2006	2007	2008	2009	2010	2011	2012	2013
Gipuzkoa	50,71	52,30	53,14	54,67	56,48	53,72	54,67	57,06	54,50
Multzoa	40,63	41,61	42,40	44,10	45,50	43,50	44,35	48,56	44,12
Udala	43,46	43,77	44,16	44,41	44,63	41,60	41,60	42,55	40,91

ZERGA AHALMENA
CAPACIDAD FISCAL

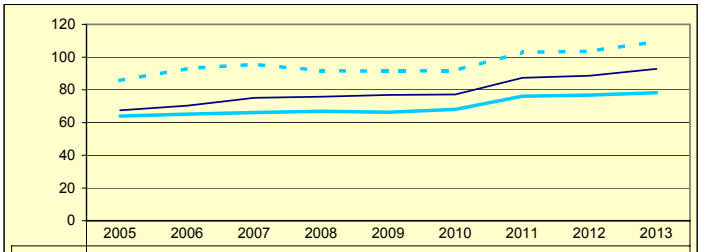

	2005	2006	2007	2008	2009	2010	2011	2012	2013
Gipuzkoa	63,97	65,12	66,14	66,92	66,29	68,08	76,07	76,80	78,21
Multzoa	85,64	93,05	95,58	91,73	91,38	91,85	102,94	103,61	109,57
Udala	67,44	70,35	75,11	75,79	76,88	77,14	87,36	88,59	92,79

Udala — Multzoa — Gipuzkoa

ARRASATE

Biztanleak: 22.051 habitantes

	2005	2006	2007	2008	2009	2010	2011	2012	2013	
AU GORD	19,82	26,91	26,86	20,54	10,20	16,25	10,73	15,20		AHO BRU
LEG ZOR	10,73	6,83	5,05	4,36	4,24	4,85	5,00	4,83	4,05	NIV END
AU GARB	9,09	20,07	21,81	16,17	5,95	11,39	5,73	10,36		AHO NET
ZOR MUG	45,85	74,58	81,19	78,76	58,39	70,13	53,39	68,20	69,28	MAR END
ZOR BIZ	39,79	32,45	27,11	24,34	22,10	26,23	24,12	18,33	14,41	DEU VIV
LANGILE	29,52	27,77	28,06	30,63	34,90	34,35	36,90	33,17		PERSONA
AZPIKON	17,85	16,40	16,64	17,75	19,97	19,07	22,65	22,28		SUBCONT
DIRULAG	7,37	7,13	6,88	7,96	8,93	6,87	6,64	6,24		SUBVENC
FUNTZIO	72,80	65,95	66,26	71,50	80,88	76,88	82,63	78,57		FUNCION
INB G L	235,85	380,16	-38,45	371,20	351,59	75,96	224,15	157,27		INV N A
INB G G	358,11	513,05	36,32	486,17	604,56	345,66	245,29	169,45		INV N T
INB M L	15,41	20,92	-2,30	21,94	16,77	4,50	14,36	10,72		N INV A
INB M G	23,41	28,24	2,18	28,73	28,83	20,49	15,71	11,55		N INV T
K T MEN	34,13	25,90	205,86	23,65	41,84	78,03	8,62	7,19		DEP T K
MAI MEN	72,92	10,48	0,00	0,00	23,07	0,37	57,80	0,00		DEP PRE
PRE FIS	549,92	651,99	674,98	654,86	634,39	665,52	666,25	686,22		PRE FIS
ORDENAN	58,10	60,54	62,17	63,24	64,92	61,19	61,67	62,71	61,25	ORDENAN
Z AHALM	66,79	68,58	69,63	71,58	71,33	75,43	84,69	85,15	83,33	CAP FIS
T A MEN	51,94	50,03	51,47	50,00	48,68	50,53	47,85	47,41		DEP T C
APART S	8,84	13,23	11,91	8,80	5,65	4,93	4,64	4,99		ING EXT
KOB MAI	97,39	97,74	96,78	94,82	93,02	95,38	94,35	93,24	93,37	NIV COB
GODG	7,63	16,00	44,11	32,56	14,22	13,74	17,30	14,00		RTGG
LIKIDEZ	6,33	2,43	7,38	30,60	61,62	8,40	5,61	51,48		LIQUIDE

AURREZKI GARBIA
AHORRO NETO

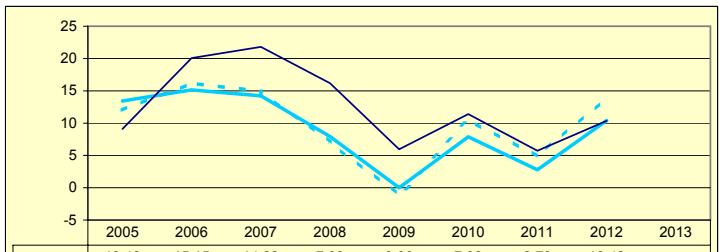

	2005	2006	2007	2008	2009	2010	2011	2012	2013
Gipuzkoa	13,43	15,15	14,22	7,93	0,00	7,88	2,79	10,42	
Multzoa	12,01	16,17	14,92	7,06	-1,17	10,50	4,87	13,97	
Udala	9,09	20,07	21,81	16,17	5,95	11,39	5,73	10,36	

LEGEZKO ZORPETZE-MAILA
NIVEL DE ENDEUDAMIENTO LEGAL

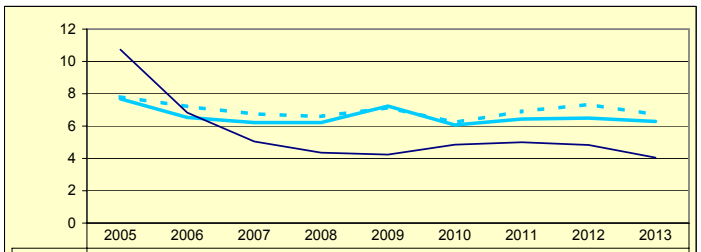

	2005	2006	2007	2008	2009	2010	2011	2012	2013
Gipuzkoa	7,68	6,53	6,22	6,22	7,24	6,07	6,44	6,50	6,29
Multzoa	7,81	7,21	6,75	6,59	7,14	6,23	6,91	7,34	6,71
Udala	10,73	6,83	5,05	4,36	4,24	4,85	5,00	4,83	4,05

ZOR BIZIA
DEUDA VIVA

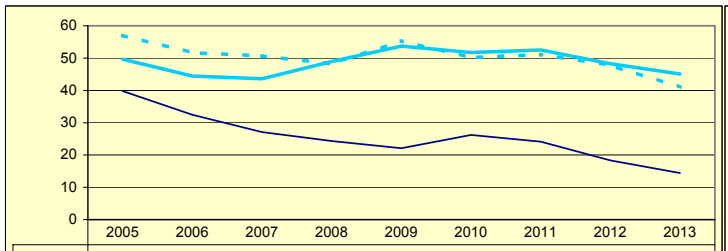

	2005	2006	2007	2008	2009	2010	2011	2012	2013
Gipuzkoa	49,65	44,43	43,59	48,96	53,71	51,71	52,52	48,25	45,09
Multzoa	57,01	51,70	50,67	48,21	55,32	50,14	51,11	47,83	40,98
Udala	39,79	32,45	27,11	24,34	22,10	26,23	24,12	18,33	14,41

INBERTSIO GARBIAK, GUZTIRA
INVERSIONES NETAS TOTALES

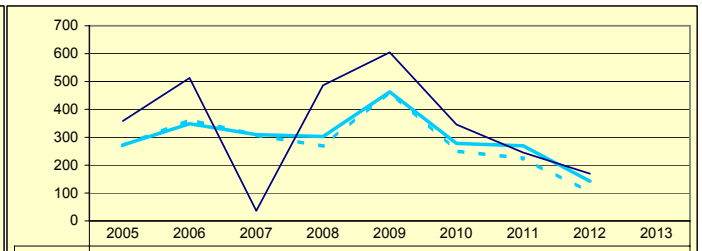

	2005	2006	2007	2008	2009	2010	2011	2012	2013
Gipuzkoa	272,34	348,41	309,34	302,50	462,68	277,65	269,39	142,22	
Multzoa	269,37	363,05	307,91	268,18	463,85	250,48	224,39	102,33	
Udala	358,11	513,05	36,32	486,17	604,56	345,66	245,29	169,45	

ORDENANTZAK
ORDENANZAS

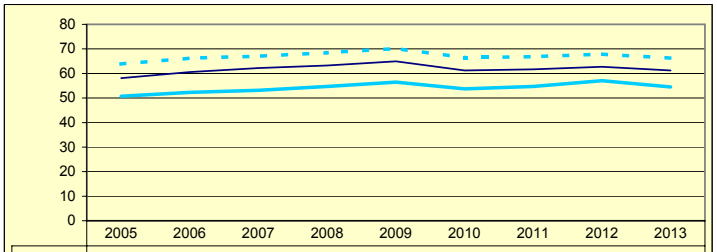

	2005	2006	2007	2008	2009	2010	2011	2012	2013
Gipuzkoa	50,71	52,30	53,14	54,67	56,48	53,72	54,67	57,06	54,50
Multzoa	63,83	66,27	67,02	68,45	70,18	66,43	66,82	67,90	66,23
Udala	58,10	60,54	62,17	63,24	64,92	61,19	61,67	62,71	61,25

ZERGA AHALMENA
CAPACIDAD FISCAL

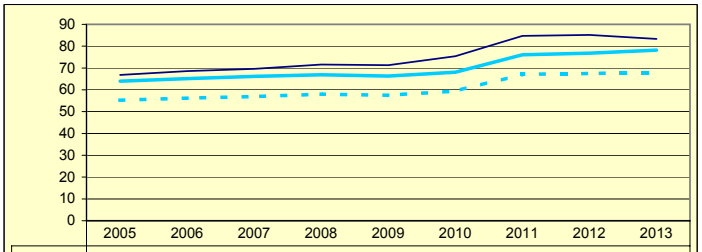

	2005	2006	2007	2008	2009	2010	2011	2012	2013
Gipuzkoa	63,97	65,12	66,14	66,92	66,29	68,08	76,07	76,80	78,21
Multzoa	55,23	56,15	56,89	58,03	57,52	59,42	67,08	67,48	67,93
Udala	66,79	68,58	69,63	71,58	71,33	75,43	84,69	85,15	83,33

Udala — Multzoa — Gipuzkoa

MUTRIKU

Biztanleak: 5.225 habitantes

	2005	2006	2007	2008	2009	2010	2011	2012	2013	
AU GORD	21,73	15,81	21,48	12,20	-2,33	15,66	16,16	27,65		AHO BRU
LEG ZOR	16,05	14,89	17,05	15,72	16,68	14,02	15,66	16,31	14,18	NIV END
AU GARB	5,67	0,92	4,43	-3,52	-19,01	1,64	0,51	11,35		AHO NET
ZOR MUG	26,13	5,81	20,62	0,00	0,00	10,47	3,14	41,03	43,87	MAR END
ZOR BIZ	125,34	116,64	125,19	119,75	140,41	117,96	118,84	100,79	79,63	DEU VIV
LANGILE	31,95	33,24	28,22	28,45	33,58	31,08	30,09	25,88		PERSONA
AZPIKON	8,72	10,04	9,49	25,78	32,12	29,19	30,87	27,12		SUBCONT
DIRULAG	6,26	5,54	6,74	7,51	9,47	6,28	4,84	4,03		SUBVENC
FUNTZIO	71,99	78,63	71,78	80,28	92,86	78,06	79,00	68,31		FUNCION
INB G L	170,50	192,73	177,02	28,54	366,64	-34,56	19,82	17,30		INV N A
INB G G	295,66	263,37	307,53	196,86	558,39	130,96	40,39	23,00		INV N T
INB M L	14,41	16,62	13,53	2,13	21,18	-2,83	1,92	1,82		N INV A
INB M G	24,99	22,71	23,51	14,66	32,26	10,73	3,92	2,42		N INV T
K T MEN	42,33	26,82	42,42	85,50	34,34	126,39	50,93	24,77		DEP T K
MAI MEN	91,53	0,00	50,30	129,02	54,91	0,00	0,00	255,70		DEP PRE
PRE FIS	319,29	282,69	333,21	391,07	347,21	349,94	366,60	375,41		PRE FIS
ORDENAN	59,33	59,74	60,16	60,52	61,74	59,97	61,13	63,63	62,83	ORDENAN
Z AHALM	49,02	49,02	49,37	50,19	49,15	50,24	58,38	58,18	59,59	CAP FIS
T A MEN	63,01	66,32	64,01	59,11	59,97	62,15	56,74	58,30		DEP T C
APART S	9,83	5,17	8,43	12,35	6,49	5,26	6,18	6,02		ING EXT
KOB MAI	95,43	93,20	94,16	93,18	93,38	93,48	93,44	94,61	94,52	NIV COB
GODG	24,38	7,30	6,36	16,09	0,15	0,00	-4,31	6,22		RTGG
LIKIDEZ	1,85	0,96	1,86	9,17	1,85	0,87	3,09	5,05		LIQUIDE

AURREZKI GARBIA
AHORRO NETO

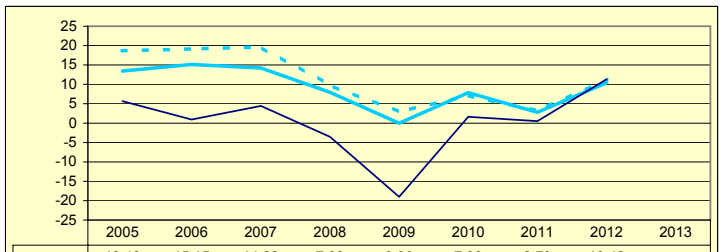

	2005	2006	2007	2008	2009	2010	2011	2012	2013
Gipuzkoa	13,43	15,15	14,22	7,93	0,00	7,88	2,79	10,42	
Multzoa	18,67	19,12	19,62	9,78	2,90	7,14	3,14	11,28	
Udala	5,67	0,92	4,43	-3,52	-19,01	1,64	0,51	11,35	

LEGEZKO ZORPETZE-MAILA
NIVEL DE ENDEUDAMIENTO LEGAL

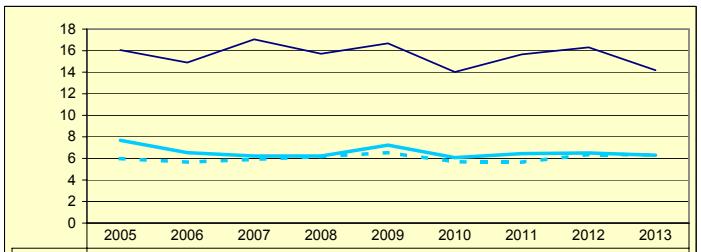

	2005	2006	2007	2008	2009	2010	2011	2012	2013
Gipuzkoa	7,68	6,53	6,22	6,22	7,24	6,07	6,44	6,50	6,29
Multzoa	5,98	5,66	5,91	6,17	6,53	5,69	5,65	6,37	6,32
Udala	16,05	14,89	17,05	15,72	16,68	14,02	15,66	16,31	14,18

ZOR BIZIA
DEUDA VIVA

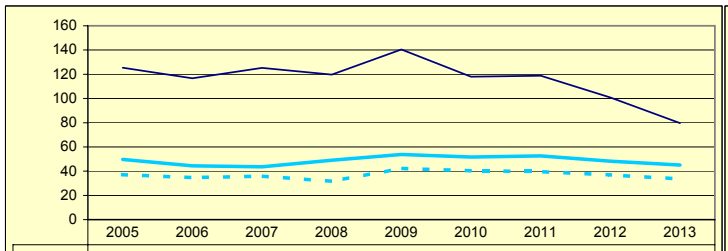

	2005	2006	2007	2008	2009	2010	2011	2012	2013
Gipuzkoa	49,65	44,43	43,59	48,96	53,71	51,71	52,52	48,25	45,09
Multzoa	37,10	34,64	35,92	31,55	42,30	40,35	39,67	36,84	33,60
Udala	125,34	116,64	125,19	119,75	140,41	117,96	118,84	100,79	79,63

INBERTSIO GARBIAK, GUZTIRA
INVERSIONES NETAS TOTALES

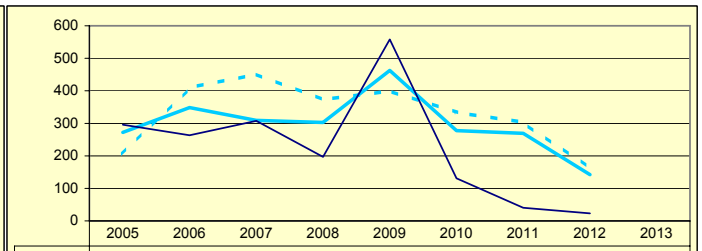

	2005	2006	2007	2008	2009	2010	2011	2012	2013
Gipuzkoa	272,34	348,41	309,34	302,50	462,68	277,65	269,39	142,22	
Multzoa	205,85	409,61	451,00	372,39	399,89	333,71	303,36	161,49	
Udala	295,66	263,37	307,53	196,86	558,39	130,96	40,39	23,00	

ORDENANTZAK
ORDENANZAS

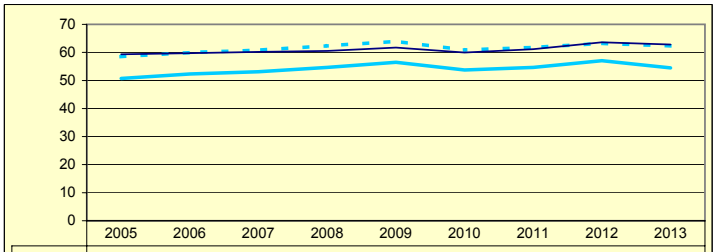

	2005	2006	2007	2008	2009	2010	2011	2012	2013
Gipuzkoa	50,71	52,30	53,14	54,67	56,48	53,72	54,67	57,06	54,50
Multzoa	58,49	59,96	60,84	62,33	63,95	60,89	61,77	63,20	62,30
Udala	59,33	59,74	60,16	60,52	61,74	59,97	61,13	63,63	62,83

ZERGA AHALMENA
CAPACIDAD FISCAL

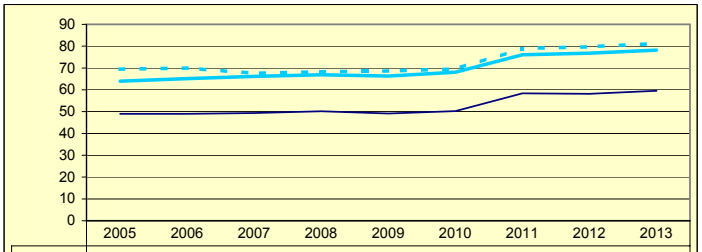

	2005	2006	2007	2008	2009	2010	2011	2012	2013
Gipuzkoa	63,97	65,12	66,14	66,92	66,29	68,08	76,07	76,80	78,21
Multzoa	69,45	70,01	67,55	68,27	68,62	69,53	78,93	79,76	81,18
Udala	49,02	49,02	49,37	50,19	49,15	50,24	58,38	58,18	59,59

Udala — Multzoa — Gipuzkoa

MUTILOA

Biztanleak: 252 habitantes

	2005	2006	2007	2008	2009	2010	2011	2012	2013	
AU GORD	54,36	39,58	40,74	44,53	48,93	54,13	38,80	45,98		AHO BRU
LEG ZOR	10,90	14,21	9,13	8,53	7,63	10,06	15,51	13,55	8,07	NIV END
AU GARB	43,46	25,36	31,61	36,00	41,29	44,07	23,29	32,43		AHO NET
ZOR MUG	79,94	64,09	77,60	80,84	84,40	81,42	60,03	70,53	81,95	MAR END
ZOR BIZ	62,91	61,20	42,44	31,94	22,68	65,94	92,19	78,19	71,54	DEU VIV
LANGILE	12,51	17,32	15,28	16,27	14,77	15,91	19,85	18,59		PERSONA
AZPIKON	18,14	19,83	21,74	16,83	15,80	12,21	17,80	17,51		SUBCONT
DIRULAG	1,08	1,20	2,51	1,34	1,67	1,82	2,59	1,89		SUBVENC
FUNTZIO	44,54	59,20	56,75	54,13	49,41	44,05	58,61	52,13		FUNCION
INB G L	1.351,07	1.589,47	1.956,29	-625,55	739,35	3.661,01	694,74	689,09		INV N A
INB G G	1.775,16	4.201,91	5.586,52	1.785,88	2.616,67	4.342,05	2.151,19	1.578,12		INV N T
INB M L	42,31	26,11	27,89	-19,88	18,68	62,79	19,30	23,47		N INV A
INB M G	55,59	69,04	79,64	56,75	66,10	74,47	59,76	53,76		N INV T
K T MEN	23,89	62,17	64,98	135,03	71,74	15,68	67,70	56,33		DEP T K
MAI MEN	0,00	0,00	0,00	0,00	0,00	36,22	8,73	0,00		DEP PRE
PRE FIS	576,63	287,31	261,03	180,04	214,06	309,79	239,96	281,41		PRE FIS
ORDENAN	42,83	42,83	42,83	43,73	44,00	41,20	44,91	45,33	42,64	ORDENAN
Z AHALM	71,08	61,94	59,33	53,72	54,21	52,82	71,55	74,17	74,62	CAP FIS
T A MEN	47,69	50,87	56,69	48,75	42,77	32,29	39,98	45,24		DEP T C
APART S	16,60	8,73	5,85	2,44	3,29	3,21	6,04	2,11		ING EXT
KOB MAI	95,44	88,56	90,44	95,39	84,75	94,90	92,00	86,78	89,82	NIV COB
GODG	74,60	30,95	-35,57	32,93	39,70	6,36	7,87	1,35		RTGG
LIKIDEZ	36,32	25,36	12,10	20,13	11,39	4,62	1,25	0,15		LIQUIDE

AURREZKI GARBIA
AHORRO NETO

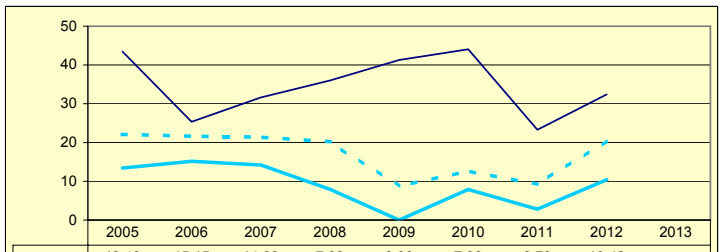

	2005	2006	2007	2008	2009	2010	2011	2012	2013
Gipuzkoa	13,43	15,15	14,22	7,93	0,00	7,88	2,79	10,42	
Multzoa	22,08	21,64	21,40	20,19	8,72	12,63	9,22	20,46	
Udala	43,46	25,36	31,61	36,00	41,29	44,07	23,29	32,43	

LEGEZKO ZORPETZE-MAILA
NIVEL DE ENDEUDAMIENTO LEGAL

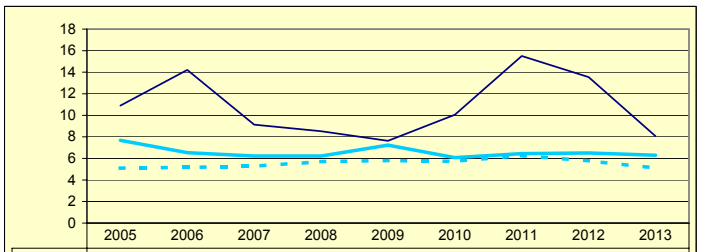

	2005	2006	2007	2008	2009	2010	2011	2012	2013
Gipuzkoa	7,68	6,53	6,22	6,22	7,24	6,07	6,44	6,50	6,29
Multzoa	5,09	5,17	5,27	5,70	5,81	5,74	6,26	5,77	5,11
Udala	10,90	14,21	9,13	8,53	7,63	10,06	15,51	13,55	8,07

ZOR BIZIA
DEUDA VIVA

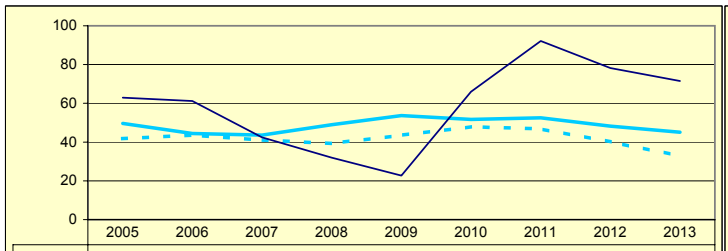

	2005	2006	2007	2008	2009	2010	2011	2012	2013
Gipuzkoa	49,65	44,43	43,59	48,96	53,71	51,71	52,52	48,25	45,09
Multzoa	41,76	43,57	41,02	39,33	43,53	47,93	46,86	40,17	32,83
Udala	62,91	61,20	42,44	31,94	22,68	65,94	92,19	78,19	71,54

INBERTSIO GARBIAK, GUZTIRA
INVERSIONES NETAS TOTALES

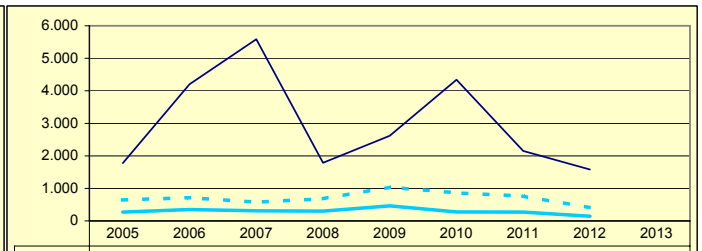

	2005	2006	2007	2008	2009	2010	2011	2012	2013
Gipuzkoa	272,34	348,41	309,34	302,50	462,68	277,65	269,39	142,22	
Multzoa	645,72	714,07	575,01	680,40	1.040,56	858,91	763,52	402,09	
Udala	1.775,16	4.201,91	5.586,52	1.785,88	2.616,67	4.342,05	2.151,19	1.578,12	

ORDENANTZAK
ORDENANZAS

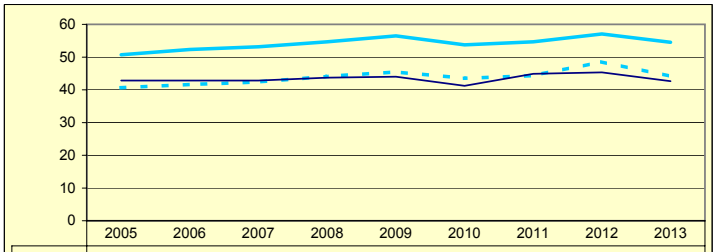

	2005	2006	2007	2008	2009	2010	2011	2012	2013
Gipuzkoa	50,71	52,30	53,14	54,67	56,48	53,72	54,67	57,06	54,50
Multzoa	40,63	41,61	42,40	44,10	45,50	43,50	44,35	48,56	44,12
Udala	42,83	42,83	42,83	43,73	44,00	41,20	44,91	45,33	42,64

ZERGA AHALMENA
CAPACIDAD FISCAL

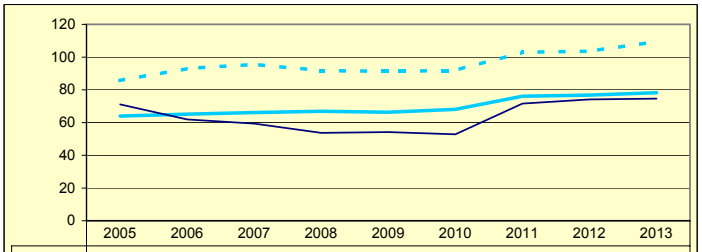

	2005	2006	2007	2008	2009	2010	2011	2012	2013
Gipuzkoa	63,97	65,12	66,14	66,92	66,29	68,08	76,07	76,80	78,21
Multzoa	85,64	93,05	95,58	91,73	91,38	91,85	102,94	103,61	109,57
Udala	71,08	61,94	59,33	53,72	54,21	52,82	71,55	74,17	74,62

Udala — Multzoa — Gipuzkoa

OLABERRIA

Biztanleak: 942 habitantes

	2005	2006	2007	2008	2009	2010	2011	2012	2013	
AU GORD	30,61	35,50	31,82	29,13	22,52	21,43	35,21	46,55		AHO BRU
LEG ZOR	6,15	5,57	5,40	5,29	5,65	6,78	5,25	4,53	2,14	NIV END
AU GARB	24,46	29,93	26,42	23,85	16,87	14,66	29,96	42,03		AHO NET
ZOR MUG	79,90	84,31	83,02	81,86	74,93	68,39	85,09	90,28	93,02	MAR END
ZOR BIZ	61,76	50,90	42,38	36,22	37,64	50,97	35,25	26,84	7,22	DEU VIV
LANGILE	24,59	21,43	21,32	21,80	24,76	23,94	20,24	17,69		PERSONA
AZPIKON	5,57	6,48	6,64	8,46	10,36	12,60	9,98	8,95		SUBCONT
DIRULAG	6,43	5,89	5,18	4,90	5,36	5,37	3,91	3,18		SUBVENC
FUNTZIO	62,94	58,59	63,00	65,97	72,12	73,20	60,88	50,26		FUNCION
INB G L	103,13	-479,41	-568,78	2.130,81	1.359,68	270,26	447,93	305,62		INV N A
INB G G	163,42	-476,17	-488,04	2.130,81	1.542,74	436,25	620,24	413,26		INV N T
INB M L	4,19	-25,84	-21,08	53,50	41,11	12,84	15,43	13,11		N INV A
INB M G	6,64	-25,67	-18,09	53,50	46,64	20,72	21,36	17,72		N INV T
K T MEN	36,89	-0,68	-16,54	0,00	11,87	38,05	27,78	26,04		DEP T K
MAI MEN	0,00	0,00	0,00	3,63	9,22	72,54	0,00	0,00		DEP PRE
PRE FIS	1.071,10	1.146,86	1.294,24	1.369,77	1.102,82	1.001,70	1.501,29	1.793,61		PRE FIS
ORDENAN	43,85	43,85	43,86	43,86	45,36	44,24	45,01	45,51	43,22	ORDENAN
Z AHALM	167,87	168,82	169,20	164,05	168,41	179,58	192,88	194,68	234,52	CAP FIS
T A MEN	34,98	32,78	32,72	29,97	31,41	36,22	25,53	23,38		DEP T C
APART S	12,97	17,06	15,02	16,69	9,79	6,61	11,10	9,59		ING EXT
KOB MAI	98,49	99,13	98,16	97,89	96,65	96,76	96,34	97,29	87,52	NIV COB
GODG	30,24	80,95	128,07	46,71	-4,52	10,71	17,45	37,15		RTGG
LIKIDEZ	23,03	24,92	31,33	31,20	32,57	1,93	13,78	84,05		LIQUIDE

AURREZKI GARBIA
AHORRO NETO

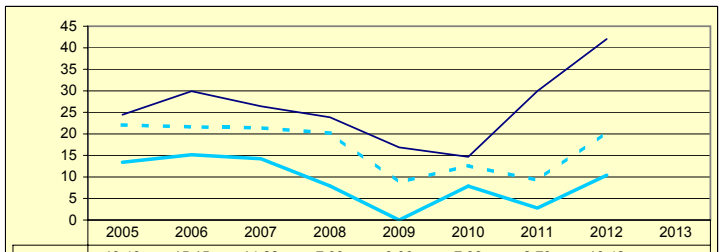

	2005	2006	2007	2008	2009	2010	2011	2012	2013
Gipuzkoa	13,43	15,15	14,22	7,93	0,00	7,88	2,79	10,42	
Multzoa	22,08	21,64	21,40	20,19	8,72	12,63	9,22	20,46	
Udala	24,46	29,93	26,42	23,85	16,87	14,66	29,96	42,03	

LEGEZKO ZORPETZE-MAILA
NIVEL DE ENDEUDAMIENTO LEGAL

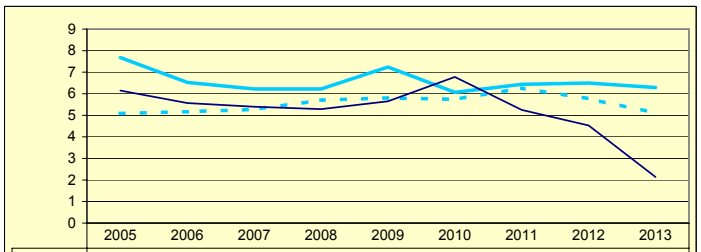

	2005	2006	2007	2008	2009	2010	2011	2012	2013
Gipuzkoa	7,68	6,53	6,22	6,22	7,24	6,07	6,44	6,50	6,29
Multzoa	5,09	5,17	5,27	5,70	5,81	5,74	6,26	5,77	5,11
Udala	6,15	5,57	5,40	5,29	5,65	6,78	5,25	4,53	2,14

ZOR BIZIA
DEUDA VIVA

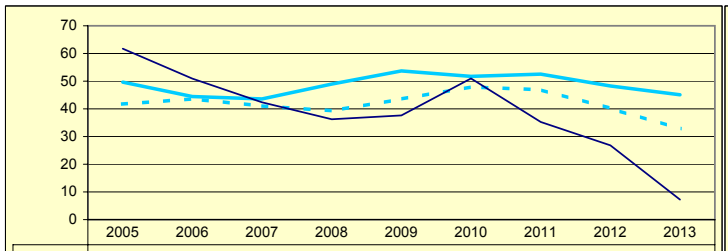

	2005	2006	2007	2008	2009	2010	2011	2012	2013
Gipuzkoa	49,65	44,43	43,59	48,96	53,71	51,71	52,52	48,25	45,09
Multzoa	41,76	43,57	41,02	39,33	43,53	47,93	46,86	40,17	32,83
Udala	61,76	50,90	42,38	36,22	37,64	50,97	35,25	26,84	7,22

INBERTSIO GARBIAK, GUZTIRA
INVERSIONES NETAS TOTALES

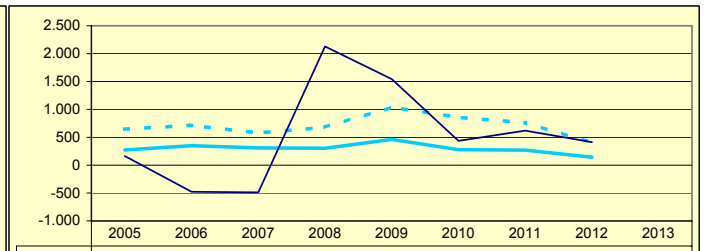

	2005	2006	2007	2008	2009	2010	2011	2012	2013
Gipuzkoa	272,34	348,41	309,34	302,50	462,68	277,65	269,39	142,22	
Multzoa	645,72	714,07	575,01	680,40	1.040,56	858,91	763,52	402,09	
Udala	163,42	-476,17	-488,04	2.130,81	1.542,74	436,25	620,24	413,26	

ORDENANTZAK
ORDENANZAS

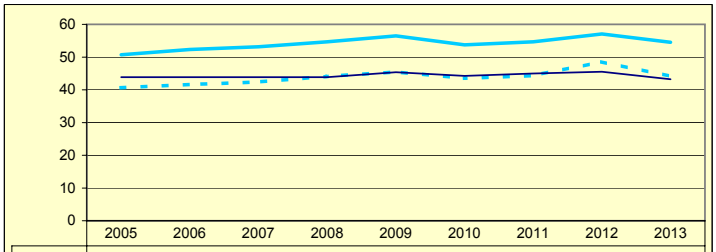

	2005	2006	2007	2008	2009	2010	2011	2012	2013
Gipuzkoa	50,71	52,30	53,14	54,67	56,48	53,72	54,67	57,06	54,50
Multzoa	40,63	41,61	42,40	44,10	45,50	43,50	44,35	48,56	44,12
Udala	43,85	43,85	43,86	43,86	45,36	44,24	45,01	45,51	43,22

ZERGA AHALMENA
CAPACIDAD FISCAL

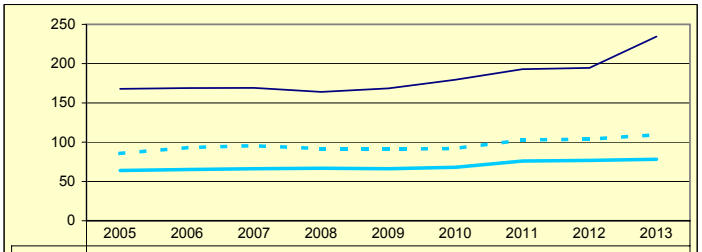

	2005	2006	2007	2008	2009	2010	2011	2012	2013
Gipuzkoa	63,97	65,12	66,14	66,92	66,29	68,08	76,07	76,80	78,21
Multzoa	85,64	93,05	95,58	91,73	91,38	91,85	102,94	103,61	109,57
Udala	167,87	168,82	169,20	164,05	168,41	179,58	192,88	194,68	234,52

Udala — Multzoa — Gipuzkoa

OÑATI

Biztanleak: 11.202 habitantes

	2005	2006	2007	2008	2009	2010	2011	2012	2013	
AU GORD	31,18	34,43	33,90	21,37	17,10	15,88	17,89	12,70		AHO BRU
LEG ZOR	10,50	9,87	11,05	4,99	4,81	6,33	6,18	6,40	6,08	NIV END
AU GARB	20,68	24,55	22,85	16,38	12,29	9,55	11,70	6,30		AHO NET
ZOR MUG	66,31	71,30	67,41	76,64	71,88	60,12	65,43	49,60	42,91	MAR END
ZOR BIZ	28,32	25,31	25,60	25,05	29,30	38,91	34,32	28,95	23,20	DEU VIV
LANGILE	19,80	18,51	19,48	21,72	26,07	26,86	24,96	27,26		PERSONA
AZPIKON	20,19	20,56	16,04	26,29	27,99	27,76	29,05	30,12		SUBCONT
DIRULAG	8,24	7,82	9,39	8,30	8,78	8,35	7,86	8,59		SUBVENC
FUNTZIO	60,56	57,74	56,71	70,33	74,12	75,77	74,26	78,70		FUNCION
INB G L	335,12	691,91	325,83	218,63	345,53	250,71	15,64	185,43		INV N A
INB G G	356,13	788,67	458,64	238,28	634,24	555,09	209,50	201,10		INV N T
INB M L	19,40	34,19	19,49	11,23	16,88	12,40	0,93	11,53		N INV A
INB M G	20,62	38,97	27,43	12,24	30,98	27,46	12,52	12,50		N INV T
K T MEN	5,89	12,26	28,96	8,25	45,52	54,83	92,54	7,79		DEP T K
MAI MEN	0,00	15,34	26,35	0,00	10,85	12,74	94,75	0,00		DEP PRE
PRE FIS	653,85	690,92	663,67	754,45	621,13	599,95	656,91	626,52		PRE FIS
ORDENAN	60,81	61,16	62,40	63,25	65,11	62,36	62,71	63,75	60,76	ORDENAN
Z AHALM	70,23	71,11	73,23	73,73	72,79	74,96	83,75	83,92	84,21	CAP FIS
T A MEN	45,12	44,97	45,62	43,98	46,89	50,86	47,55	49,00		DEP T C
APART S	8,02	8,32	8,17	5,59	8,09	5,58	6,26	3,29		ING EXT
KOB MAI	99,05	99,10	98,44	98,75	98,28	98,68	98,03	98,14	97,27	NIV COB
GODG	19,07	7,67	15,60	22,45	14,65	17,68	45,55	37,07		RTGG
LIKIDEZ	12,75	15,85	3,83	9,01	50,13	64,36	47,39	187,58		LIQUIDE

AURREZKI GARBIA
AHORRO NETO

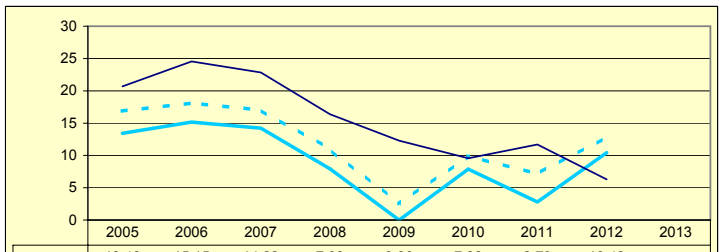

	2005	2006	2007	2008	2009	2010	2011	2012	2013
Gipuzkoa	13,43	15,15	14,22	7,93	0,00	7,88	2,79	10,42	
Multzoa	16,87	18,12	17,01	10,97	2,49	9,90	7,13	12,88	
Udala	20,68	24,55	22,85	16,38	12,29	9,55	11,70	6,30	

LEGEZKO ZORPETZE-MAILA
NIVEL DE ENDEUDAMIENTO LEGAL

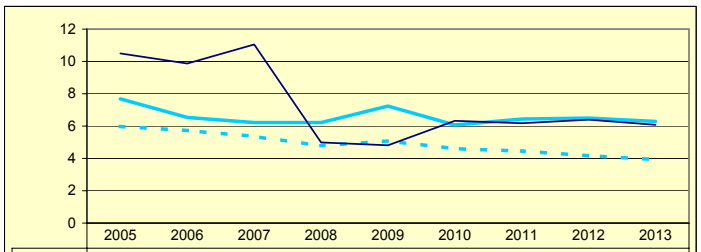

	2005	2006	2007	2008	2009	2010	2011	2012	2013
Gipuzkoa	7,68	6,53	6,22	6,22	7,24	6,07	6,44	6,50	6,29
Multzoa	5,98	5,72	5,37	4,78	5,08	4,60	4,46	4,17	3,93
Udala	10,50	9,87	11,05	4,99	4,81	6,33	6,18	6,40	6,08

ZOR BIZIA
DEUDA VIVA

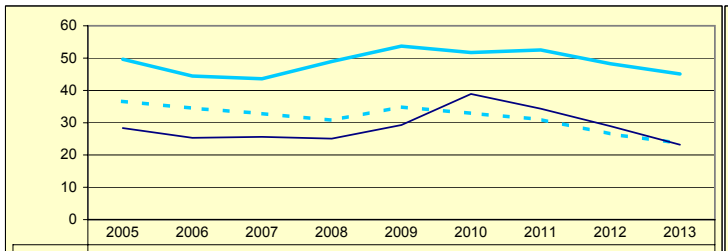

	2005	2006	2007	2008	2009	2010	2011	2012	2013
Gipuzkoa	49,65	44,43	43,59	48,96	53,71	51,71	52,52	48,25	45,09
Multzoa	36,63	34,48	32,86	30,76	34,89	32,88	31,01	26,49	23,65
Udala	28,32	25,31	25,60	25,05	29,30	38,91	34,32	28,95	23,20

INBERTSIO GARBIAK, GUZTIRA
INVERSIONES NETAS TOTALES

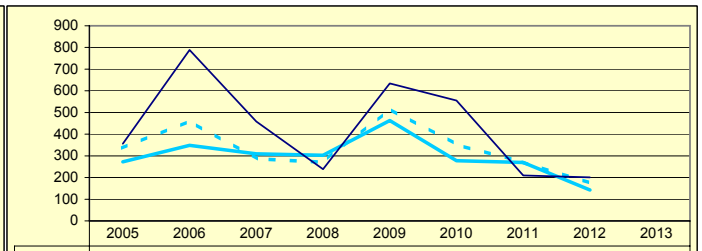

	2005	2006	2007	2008	2009	2010	2011	2012	2013
Gipuzkoa	272,34	348,41	309,34	302,50	462,68	277,65	269,39	142,22	
Multzoa	335,80	461,57	287,20	270,43	517,42	351,92	270,62	174,23	
Udala	356,13	788,67	458,64	238,28	634,24	555,09	209,50	201,10	

ORDENANTZAK
ORDENANZAS

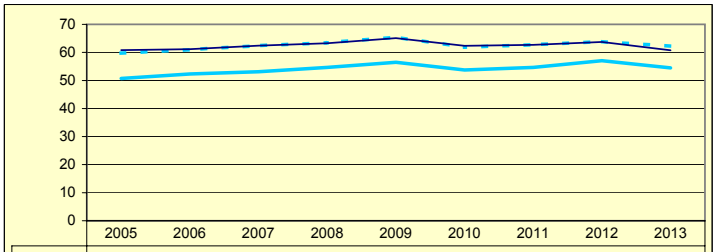

	2005	2006	2007	2008	2009	2010	2011	2012	2013
Gipuzkoa	50,71	52,30	53,14	54,67	56,48	53,72	54,67	57,06	54,50
Multzoa	59,75	60,96	62,41	63,44	65,46	61,86	62,77	63,85	62,25
Udala	60,81	61,16	62,40	63,25	65,11	62,36	62,71	63,75	60,76

ZERGA AHALMENA
CAPACIDAD FISCAL

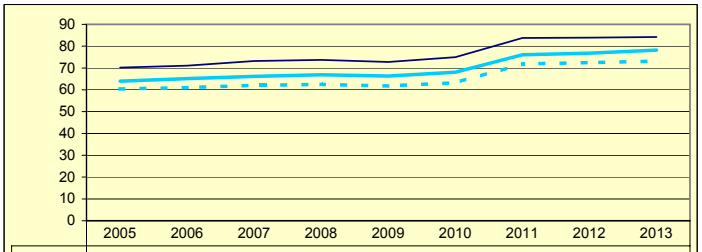

	2005	2006	2007	2008	2009	2010	2011	2012	2013
Gipuzkoa	63,97	65,12	66,14	66,92	66,29	68,08	76,07	76,80	78,21
Multzoa	60,34	61,02	62,08	62,49	61,76	63,25	71,87	72,49	73,18
Udala	70,23	71,11	73,23	73,73	72,79	74,96	83,75	83,92	84,21

Udala — Multzoa — Gipuzkoa

OREXA

Biztanleak: 122 habitantes

	2005	2006	2007	2008	2009	2010	2011	2012	2013	
AU GORD	25,81	3,87	21,68	37,95	-14,58	11,97	6,70	17,80		AHO BRU
LEG ZOR	5,05	4,99	4,60	3,93	4,69	3,90	3,40	0,00	0,00	NIV END
AU GARB	20,75	-1,11	17,09	34,02	-19,27	8,07	3,30	17,80		AHO NET
ZOR MUG	80,41	0,00	78,81	89,65	0,00	67,43	49,22	100,00	100,00	MAR END
ZOR BIZ	56,44	51,08	40,91	30,95	36,64	30,07	22,84	0,00	0,00	DEU VIV
LANGILE	20,72	25,26	26,62	23,47	32,60	29,32	19,55	19,69		PERSONA
AZPIKON	3,83	4,34	4,10	0,63	2,62	3,71	5,38	4,45		SUBCONT
DIRULAG	0,83	0,46	0,26	0,25	0,07	0,61	0,04	0,24		SUBVENC
FUNTZIO	73,35	95,66	78,05	61,80	114,52	87,42	93,25	81,96		FUNCION
INB G L	573,36	175,60	64,09	289,92	64,50	438,83	278,86	0,00		INV N A
INB G G	4.057,71	175,60	64,09	289,92	1.003,70	545,18	302,65	0,00		INV N T
INB M L	5,86	4,69	4,42	18,37	2,25	20,96	12,59	0,00		N INV A
INB M G	41,47	4,69	4,42	18,37	35,03	26,04	13,66	0,00		N INV T
K T MEN	85,86	0,00	0,00	0,00	93,57	19,51	7,86	0,00		DEP T K
MAI MEN	0,00	1.038,06	0,00	49,05	28,23	0,00	0,00	0,00		DEP PRE
PRE FIS	148,95	156,34	209,26	209,30	227,38	237,22	252,59	293,14		PRE FIS
ORDENAN	28,56	28,56	28,57	29,80	29,80	27,81	27,81	27,95	27,27	ORDENAN
Z AHALM	71,67	70,19	62,33	61,30	58,15	62,21	76,76	74,64	75,87	CAP FIS
T A MEN	88,06	86,31	84,87	61,38	75,83	82,29	73,12	83,02		DEP T C
APART S	3,48	4,43	2,28	0,57	8,84	2,65	0,95	0,81		ING EXT
KOB MAI	95,57	94,61	92,51	92,58	97,92	96,62	93,65	92,79	88,14	NIV COB
GODG	22,49	21,76	21,66	44,05	47,89	20,43	22,86	11,09		RTGG
LIKIDEZ	4,74	3,41	3,88	10,24	11,63	3,39	7,52	4,05		LIQUIDE

AURREZKI GARBIA
AHORRO NETO

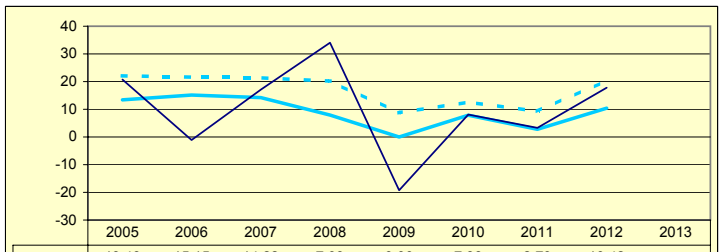

	2005	2006	2007	2008	2009	2010	2011	2012	2013
Gipuzkoa	13,43	15,15	14,22	7,93	0,00	7,88	2,79	10,42	
Multzoa	22,08	21,64	21,40	20,19	8,72	12,63	9,22	20,46	
Udala	20,75	-1,11	17,09	34,02	-19,27	8,07	3,30	17,80	

LEGEZKO ZORPETZE-MAILA
NIVEL DE ENDEUDAMIENTO LEGAL

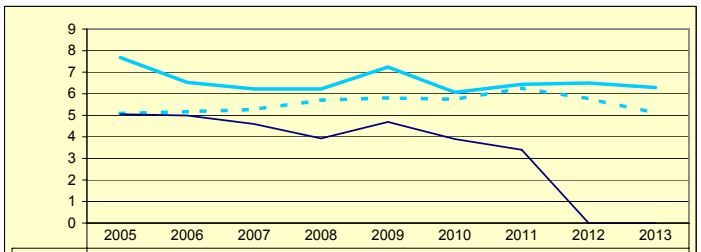

	2005	2006	2007	2008	2009	2010	2011	2012	2013
Gipuzkoa	7,68	6,53	6,22	6,22	7,24	6,07	6,44	6,50	6,29
Multzoa	5,09	5,17	5,27	5,70	5,81	5,74	6,26	5,77	5,11
Udala	5,05	4,99	4,60	3,93	4,69	3,90	3,40	0,00	0,00

ZOR BIZIA
DEUDA VIVA

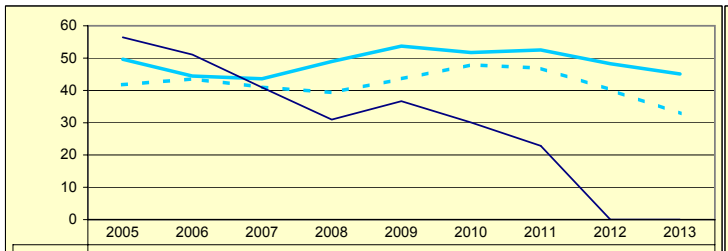

	2005	2006	2007	2008	2009	2010	2011	2012	2013
Gipuzkoa	49,65	44,43	43,59	48,96	53,71	51,71	52,52	48,25	45,09
Multzoa	41,76	43,57	41,02	39,33	43,53	47,93	46,86	40,17	32,83
Udala	56,44	51,08	40,91	30,95	36,64	30,07	22,84	0,00	0,00

INBERTSIO GARBIAK, GUZTIRA
INVERSIONES NETAS TOTALES

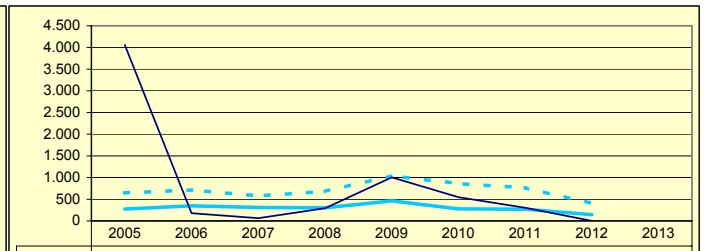

	2005	2006	2007	2008	2009	2010	2011	2012	2013
Gipuzkoa	272,34	348,41	309,34	302,50	462,68	277,65	269,39	142,22	
Multzoa	645,72	714,07	575,01	680,40	1.040,56	858,91	763,52	402,09	
Udala	4.057,71	175,60	64,09	289,92	1.003,70	545,18	302,65	0,00	

ORDENANTZAK
ORDENANZAS

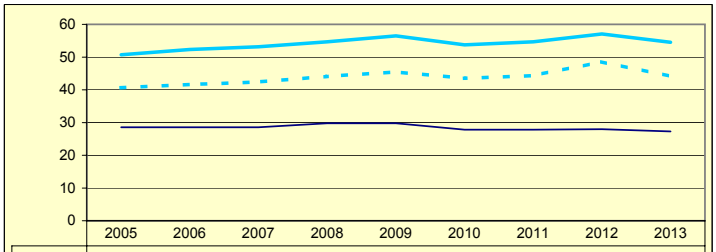

	2005	2006	2007	2008	2009	2010	2011	2012	2013
Gipuzkoa	50,71	52,30	53,14	54,67	56,48	53,72	54,67	57,06	54,50
Multzoa	40,63	41,61	42,40	44,10	45,50	43,50	44,35	48,56	44,12
Udala	28,56	28,56	28,57	29,80	29,80	27,81	27,81	27,95	27,27

ZERGA AHALMENA
CAPACIDAD FISCAL

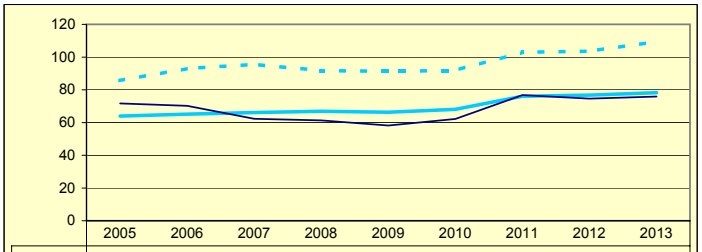

	2005	2006	2007	2008	2009	2010	2011	2012	2013
Gipuzkoa	63,97	65,12	66,14	66,92	66,29	68,08	76,07	76,80	78,21
Multzoa	85,64	93,05	95,58	91,73	91,38	91,85	102,94	103,61	109,57
Udala	71,67	70,19	62,33	61,30	58,15	62,21	76,76	74,64	75,87

Udala — Multzoa — Gipuzkoa

ORIO

Biztanleak: 5.524 habitantes

	2005	2006	2007	2008	2009	2010	2011	2012	2013	
AU GORD	16,04	28,42	20,90	5,32	8,56	-2,46	2,50	5,90		AHO BRU
LEG ZOR	0,00	0,00	0,00	0,00	0,00	0,00	0,00	0,00	0,00	NIV END
AU GARB	16,04	28,42	20,90	5,32	8,56	-2,46	2,50	5,90		AHO NET
ZOR MUG	100,00	100,00	100,00	100,00	100,00	0,00	100,00	100,00	100,00	MAR END
ZOR BIZ	0,00	0,00	0,00	0,00	0,00	0,00	0,00	0,00	0,00	DEU VIV
LANGILE	42,28	33,98	35,88	41,89	40,70	45,62	42,46	42,43		PERSONA
AZPIKON	10,96	9,79	13,97	12,84	11,42	14,92	13,04	13,45		SUBCONT
DIRULAG	7,70	5,94	6,56	9,62	10,16	10,49	11,37	10,22		SUBVENC
FUNTZIO	76,25	65,62	72,54	85,06	81,28	91,97	86,12	83,89		FUNCION
INB G L	-662,10	757,90	659,45	221,84	-627,67	-23,44	34,20	361,10		INV N A
INB G G	-449,22	939,60	872,49	381,74	-227,93	119,17	684,60	560,00		INV N T
INB M L	-24,65	29,06	27,32	11,20	-27,04	-1,34	1,56	20,03		N INV A
INB M G	-16,72	36,02	36,14	19,27	-9,82	6,82	31,29	31,06		N INV T
K T MEN	-47,39	19,33	24,42	41,89	-175,38	119,67	95,00	35,52		DEP T K
MAI MEN	0,00	0,00	0,00	18,84	0,00	109,41	0,00	0,00		DEP PRE
PRE FIS	316,47	456,09	399,42	365,19	451,80	489,97	479,71	451,44		PRE FIS
ORDENAN	48,21	52,67	54,46	56,03	57,92	55,07	55,74	57,30	55,65	ORDENAN
Z AHALM	49,63	49,98	48,92	50,13	50,00	49,82	58,89	58,92	57,97	CAP FIS
T A MEN	58,43	47,99	55,29	54,51	55,21	43,84	47,93	50,70		DEP T C
APART S	2,84	15,61	7,15	4,84	10,47	15,27	11,14	7,67		ING EXT
KOB MAI	94,36	94,57	93,84	92,10	93,29	94,27	93,22	93,57	90,92	NIV COB
GODG	236,94	140,53	119,89	110,10	141,01	168,48	141,10	115,41		RTGG
LIKIDEZ	118,69	147,60	109,95	107,82	96,15	215,55	203,67	457,76		LIQUIDE

AURREZKI GARBIA
AHORRO NETO

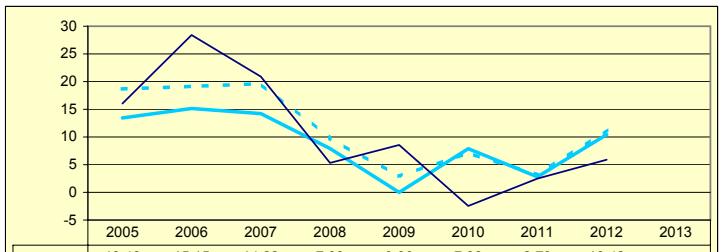

	2005	2006	2007	2008	2009	2010	2011	2012	2013
Gipuzkoa	13,43	15,15	14,22	7,93	0,00	7,88	2,79	10,42	
Multzoa	18,67	19,12	19,62	9,78	2,90	7,14	3,14	11,28	
Udala	16,04	28,42	20,90	5,32	8,56	-2,46	2,50	5,90	

LEGEZKO ZORPETZE-MAILA
NIVEL DE ENDEUDAMIENTO LEGAL

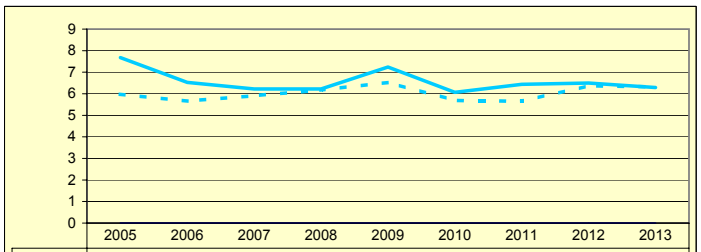

	2005	2006	2007	2008	2009	2010	2011	2012	2013
Gipuzkoa	7,68	6,53	6,22	6,22	7,24	6,07	6,44	6,50	6,29
Multzoa	5,98	5,66	5,91	6,17	6,53	5,69	5,65	6,37	6,32
Udala	0,00	0,00	0,00	0,00	0,00	0,00	0,00	0,00	0,00

ZOR BIZIA
DEUDA VIVA

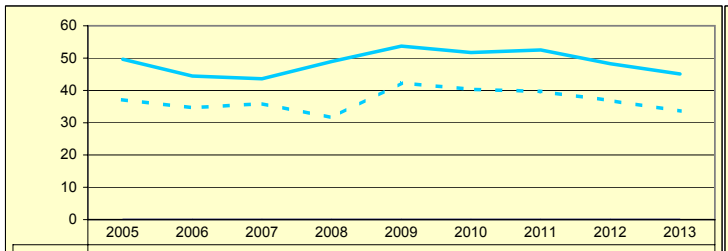

	2005	2006	2007	2008	2009	2010	2011	2012	2013
Gipuzkoa	49,65	44,43	43,59	48,96	53,71	51,71	52,52	48,25	45,09
Multzoa	37,10	34,64	35,92	31,55	42,30	40,35	39,67	36,84	33,60
Udala	0,00	0,00	0,00	0,00	0,00	0,00	0,00	0,00	0,00

INBERTSIO GARBIAK, GUZTIRA
INVERSIONES NETAS TOTALES

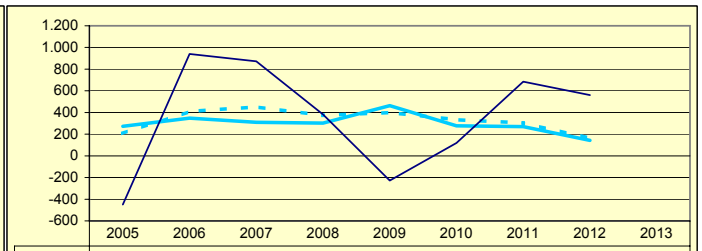

	2005	2006	2007	2008	2009	2010	2011	2012	2013
Gipuzkoa	272,34	348,41	309,34	302,50	462,68	277,65	269,39	142,22	
Multzoa	205,85	409,61	451,00	372,39	399,89	333,71	303,36	161,49	
Udala	-449,22	939,60	872,49	381,74	-227,93	119,17	684,60	560,00	

ORDENANTZAK
ORDENANZAS

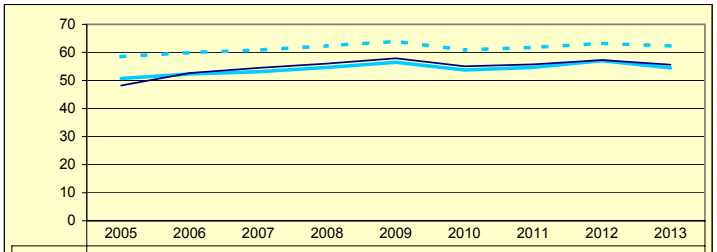

	2005	2006	2007	2008	2009	2010	2011	2012	2013
Gipuzkoa	50,71	52,30	53,14	54,67	56,48	53,72	54,67	57,06	54,50
Multzoa	58,49	59,96	60,84	62,33	63,95	60,89	61,77	63,20	62,30
Udala	48,21	52,67	54,46	56,03	57,92	55,07	55,74	57,30	55,65

ZERGA AHALMENA
CAPACIDAD FISCAL

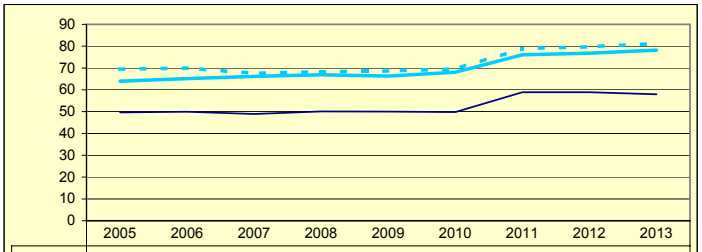

	2005	2006	2007	2008	2009	2010	2011	2012	2013
Gipuzkoa	63,97	65,12	66,14	66,92	66,29	68,08	76,07	76,80	78,21
Multzoa	69,45	70,01	67,55	68,27	68,62	69,53	78,93	79,76	81,18
Udala	49,63	49,98	48,92	50,13	50,00	49,82	58,89	58,92	57,97

Udala — Multzoa — Gipuzkoa

ORMAIZTEGI

Biztanleak: 1.312 habitantes

	2005	2006	2007	2008	2009	2010	2011	2012	2013	
AU GORD	9,33	5,93	12,63	13,38	9,55	16,46	14,84	23,58		AHO BRU
LEG ZOR	3,26	1,97	2,12	2,23	2,19	1,94	2,07	1,84	1,74	NIV END
AU GARB	6,07	3,95	10,51	11,15	7,37	14,52	12,78	21,75		AHO NET
ZOR MUG	65,03	66,66	83,24	83,35	77,11	88,22	86,08	92,20	92,02	MAR END
ZOR BIZ	2,08	24,14	22,71	21,37	21,73	20,28	19,46	15,37	13,68	DEU VIV
LANGILE	19,37	19,21	14,45	15,99	21,44	21,74	19,23	17,89		PERSONA
AZPIKON	26,31	26,69	26,44	27,95	28,40	25,13	30,07	27,19		SUBCONT
DIRULAG	6,96	7,93	7,05	8,84	9,40	8,97	9,52	8,24		SUBVENC
FUNTZIO	83,70	86,13	80,32	77,78	81,05	74,57	75,63	68,18		FUNCION
INB G L	40,09	340,81	91,48	157,88	134,68	141,40	106,48	52,65		INV N A
INB G G	119,75	369,19	161,06	310,82	525,07	416,83	239,53	75,06		INV N T
INB M L	3,66	26,01	8,65	12,97	9,52	11,46	10,19	5,78		N INV A
INB M G	10,93	28,18	15,22	25,54	37,11	33,78	22,92	8,24		N INV T
K T MEN	66,51	7,68	43,20	49,20	74,35	66,08	55,55	29,85		DEP T K
MAI MEN	0,00	64,08	0,00	23,75	25,91	0,00	0,00	0,00		DEP PRE
PRE FIS	442,96	404,80	358,10	398,30	342,43	300,65	322,34	407,29		PRE FIS
ORDENAN	55,65	59,13	59,78	60,16	63,37	59,90	60,96	62,28	61,56	ORDENAN
Z AHALM	69,24	69,36	67,93	68,55	67,56	67,87	81,65	81,32	82,88	CAP FIS
T A MEN	51,12	57,83	62,10	59,27	61,92	65,22	61,83	58,15		DEP T C
APART S	11,39	6,33	4,26	4,49	2,50	2,75	2,40	10,47		ING EXT
KOB MAI	91,78	94,07	94,06	93,99	90,16	90,86	89,18	90,86	87,19	NIV COB
GODG	17,14	16,05	2,45	1,51	9,49	4,63	0,15	12,15		RTGG
LIKIDEZ	3,61	2,64	5,66	17,11	4,31	1,63	1,02	2,03		LIQUIDE

AURREZKI GARBIA
AHORRO NETO

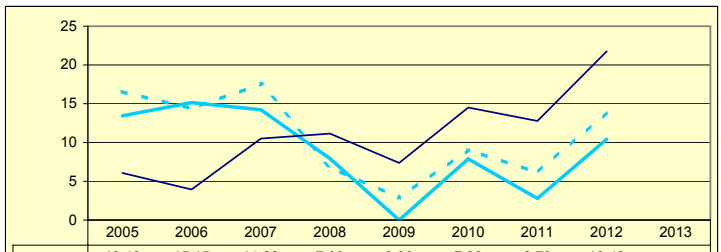

	2005	2006	2007	2008	2009	2010	2011	2012	2013
Gipuzkoa	13,43	15,15	14,22	7,93	0,00	7,88	2,79	10,42	
Multzoa	16,56	14,36	17,56	6,83	2,83	9,08	6,08	13,93	
Udala	6,07	3,95	10,51	11,15	7,37	14,52	12,78	21,75	

LEGEZKO ZORPETZE-MAILA
NIVEL DE ENDEUDAMIENTO LEGAL

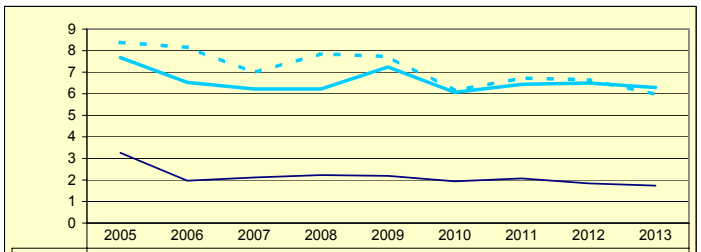

	2005	2006	2007	2008	2009	2010	2011	2012	2013
Gipuzkoa	7,68	6,53	6,22	6,22	7,24	6,07	6,44	6,50	6,29
Multzoa	8,38	8,15	6,98	7,86	7,72	6,15	6,73	6,65	5,97
Udala	3,26	1,97	2,12	2,23	2,19	1,94	2,07	1,84	1,74

ZOR BIZIA
DEUDA VIVA

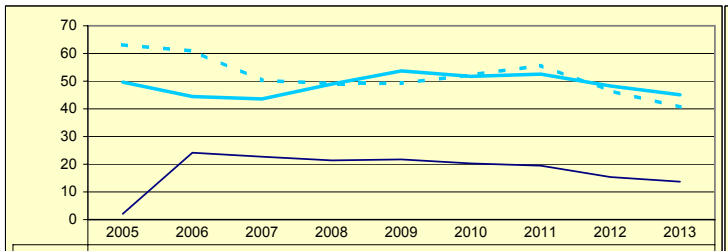

	2005	2006	2007	2008	2009	2010	2011	2012	2013
Gipuzkoa	49,65	44,43	43,59	48,96	53,71	51,71	52,52	48,25	45,09
Multzoa	63,12	60,90	50,27	49,14	49,27	52,27	55,68	46,53	40,64
Udala	2,08	24,14	22,71	21,37	21,73	20,28	19,46	15,37	13,68

INBERTSIO GARBIAK, GUZTIRA
INVERSIONES NETAS TOTALES

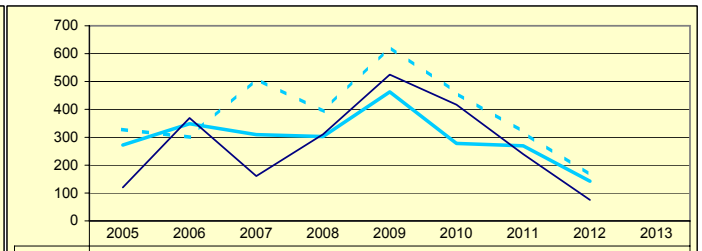

	2005	2006	2007	2008	2009	2010	2011	2012	2013
Gipuzkoa	272,34	348,41	309,34	302,50	462,68	277,65	269,39	142,22	
Multzoa	327,69	300,32	510,07	393,05	624,98	459,14	318,97	164,37	
Udala	119,75	369,19	161,06	310,82	525,07	416,83	239,53	75,06	

ORDENANTZAK
ORDENANZAS

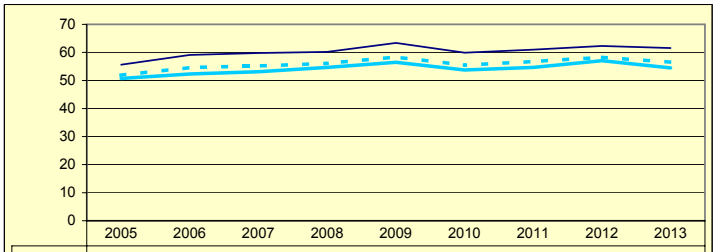

	2005	2006	2007	2008	2009	2010	2011	2012	2013
Gipuzkoa	50,71	52,30	53,14	54,67	56,48	53,72	54,67	57,06	54,50
Multzoa	51,86	54,60	55,14	56,08	58,34	55,43	56,76	58,26	56,54
Udala	55,65	59,13	59,78	60,16	63,37	59,90	60,96	62,28	61,56

ZERGA AHALMENA
CAPACIDAD FISCAL

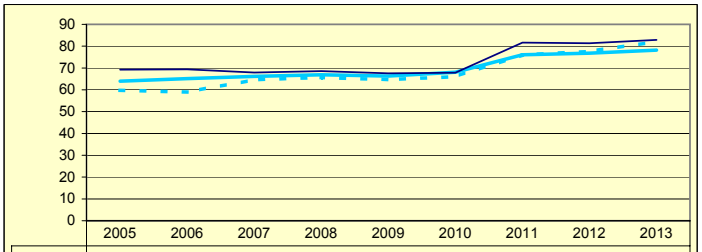

	2005	2006	2007	2008	2009	2010	2011	2012	2013
Gipuzkoa	63,97	65,12	66,14	66,92	66,29	68,08	76,07	76,80	78,21
Multzoa	59,80	59,00	64,59	65,67	64,73	66,04	75,98	77,60	82,08
Udala	69,24	69,36	67,93	68,55	67,56	67,87	81,65	81,32	82,88

Udala — Multzoa — Gipuzkoa

OIARTZUN

Biztanleak: 9.995 habitantes

	2005	2006	2007	2008	2009	2010	2011	2012	2013	
AU GORD	29,92	24,64	30,22	9,88	8,02	13,41	10,10	25,56		AHO BRU
LEG ZOR	8,56	8,98	8,15	11,34	11,32	10,52	11,09	12,20	11,82	NIV END
AU GARB	21,36	15,65	22,06	-1,45	-3,30	2,88	-0,99	13,37		AHO NET
ZOR MUG	71,38	63,52	73,01	0,00	0,00	21,49	0,00	52,29	39,88	MAR END
ZOR BIZ	59,73	51,07	47,61	63,20	66,93	61,53	61,83	53,65	49,07	DEU VIV
LANGILE	23,50	23,87	21,34	25,68	28,33	25,59	27,33	23,91		PERSONA
AZPIKON	7,25	9,52	9,64	13,48	15,43	17,77	19,99	17,38		SUBCONT
DIRULAG	14,22	14,59	16,35	18,29	19,67	17,07	16,35	14,04		SUBVENC
FUNTZIO	55,84	60,76	53,43	71,83	72,31	69,52	73,55	60,40		FUNCION
INB G L	350,98	515,34	566,78	308,39	329,36	55,51	180,53	108,24		INV N A
INB G G	405,84	534,89	802,74	404,51	604,75	321,15	344,99	144,76		INV N T
INB M L	13,43	27,84	27,51	15,76	16,77	3,21	10,10	7,46		N INV A
INB M G	15,53	28,90	38,96	20,67	30,80	18,59	19,30	9,98		N INV T
K T MEN	13,51	3,65	29,39	23,76	45,54	82,72	47,67	25,22		DEP T K
MAI MEN	0,00	0,00	19,86	42,17	27,97	25,04	27,71	53,79		DEP PRE
PRE FIS	619,66	689,91	735,11	689,21	683,62	691,04	717,72	788,17		PRE FIS
ORDENAN	58,17	60,46	62,00	63,15	65,47	61,61	62,69	64,02	62,29	ORDENAN
Z AHALM	101,84	101,04	104,62	106,55	113,81	108,10	113,70	117,41	119,17	CAP FIS
T A MEN	49,29	48,38	43,86	47,86	45,55	47,15	42,45	41,51		DEP T C
APART S	12,25	12,07	18,64	9,44	7,86	7,08	8,58	9,72		ING EXT
KOB MAI	90,95	90,26	91,78	91,09	82,37	89,39	86,71	88,59	87,27	NIV COB
GODG	39,11	16,16	13,87	0,65	-13,12	-8,75	-19,72	-4,10		RTGG
LIKIDEZ	16,68	12,07	6,79	2,74	2,63	2,84	0,46	0,16		LIQUIDE

AURREZKI GARBIA
AHORRO NETO

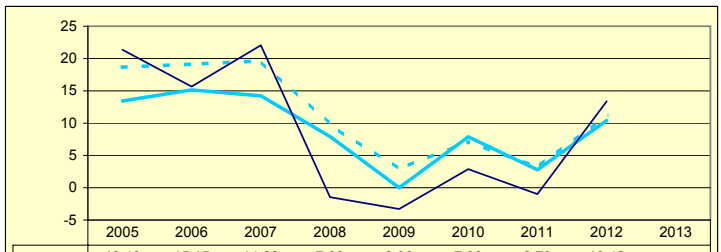

	2005	2006	2007	2008	2009	2010	2011	2012	2013
Gipuzkoa	13,43	15,15	14,22	7,93	0,00	7,88	2,79	10,42	
Multzoa	18,67	19,12	19,62	9,78	2,90	7,14	3,14	11,28	
Udala	21,36	15,65	22,06	-1,45	-3,30	2,88	-0,99	13,37	

LEGEZKO ZORPETZE-MAILA
NIVEL DE ENDEUDAMIENTO LEGAL

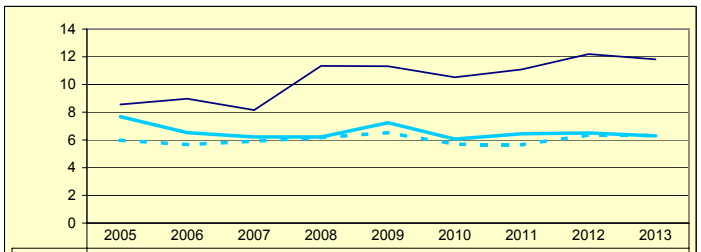

	2005	2006	2007	2008	2009	2010	2011	2012	2013
Gipuzkoa	7,68	6,53	6,22	6,22	7,24	6,07	6,44	6,50	6,29
Multzoa	5,98	5,66	5,91	6,17	6,53	5,69	5,65	6,37	6,32
Udala	8,56	8,98	8,15	11,34	11,32	10,52	11,09	12,20	11,82

ZOR BIZIA
DEUDA VIVA

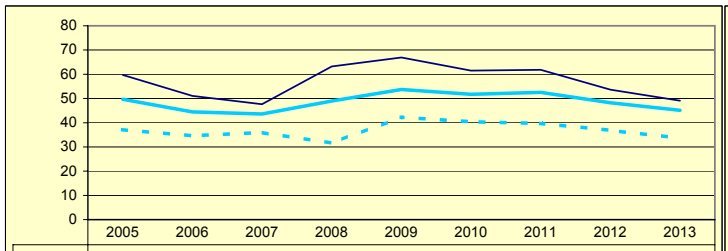

	2005	2006	2007	2008	2009	2010	2011	2012	2013
Gipuzkoa	49,65	44,43	43,59	48,96	53,71	51,71	52,52	48,25	45,09
Multzoa	37,10	34,64	35,92	31,55	42,30	40,35	39,67	36,84	33,60
Udala	59,73	51,07	47,61	63,20	66,93	61,53	61,83	53,65	49,07

INBERTSIO GARBIAK, GUZTIRA
INVERSIONES NETAS TOTALES

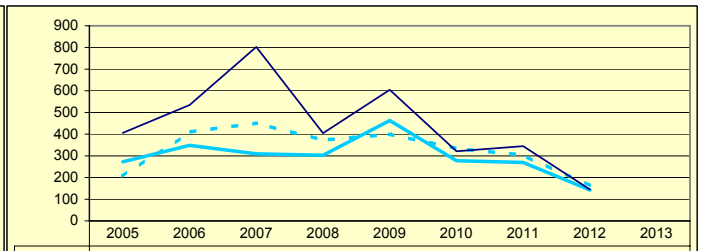

	2005	2006	2007	2008	2009	2010	2011	2012	2013
Gipuzkoa	272,34	348,41	309,34	302,50	462,68	277,65	269,39	142,22	
Multzoa	205,85	409,61	451,00	372,39	399,89	333,71	303,36	161,49	
Udala	405,84	534,89	802,74	404,51	604,75	321,15	344,99	144,76	

ORDENANTZAK
ORDENANZAS

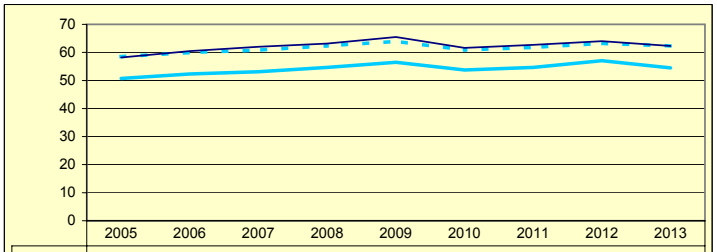

	2005	2006	2007	2008	2009	2010	2011	2012	2013
Gipuzkoa	50,71	52,30	53,14	54,67	56,48	53,72	54,67	57,06	54,50
Multzoa	58,49	59,96	60,84	62,33	63,95	60,89	61,77	63,20	62,30
Udala	58,17	60,46	62,00	63,15	65,47	61,61	62,69	64,02	62,29

ZERGA AHALMENA
CAPACIDAD FISCAL

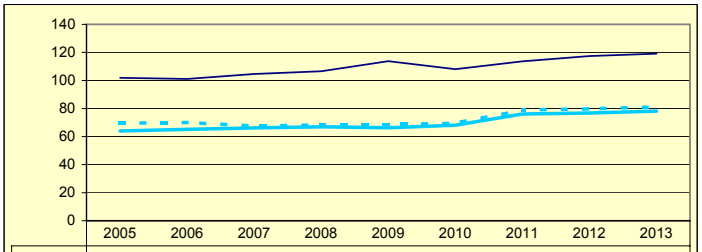

	2005	2006	2007	2008	2009	2010	2011	2012	2013
Gipuzkoa	63,97	65,12	66,14	66,92	66,29	68,08	76,07	76,80	78,21
Multzoa	69,45	70,01	67,55	68,27	68,62	69,53	78,93	79,76	81,18
Udala	101,84	101,04	104,62	106,55	113,81	108,10	113,70	117,41	119,17

Udala — Multzoa — Gipuzkoa

PASAIA

Biztanleak: 15.849 habitantes

	2005	2006	2007	2008	2009	2010	2011	2012	2013	
AU GORD	15,46	11,38	14,87	7,23	-6,74	14,89	-0,65	8,80		AHO BRU
LEG ZOR	6,17	6,52	5,76	5,29	5,54	4,99	4,88	4,27	4,05	NIV END
AU GARB	9,28	4,86	9,12	1,94	-12,28	9,90	-5,53	4,53		AHO NET
ZOR MUG	60,05	42,68	61,29	26,88	0,00	66,49	0,00	51,51	36,02	MAR END
ZOR BIZ	31,90	40,10	33,74	31,22	29,94	26,69	27,35	23,79	20,42	DEU VIV
LANGILE	42,87	42,28	37,56	39,77	45,82	38,92	43,65	39,10		PERSONA
AZPIKON	15,61	19,86	24,58	27,33	32,45	28,05	32,04	31,42		SUBCONT
DIRULAG	8,53	8,34	7,66	8,42	10,44	4,85	8,43	6,46		SUBVENC
FUNTZIO	76,00	80,26	77,47	84,35	96,30	80,25	92,22	84,74		FUNCION
INB G L	177,89	109,95	116,19	64,98	70,20	28,41	30,26	59,83		INV N A
INB G G	324,12	296,86	279,39	356,00	406,78	250,36	125,17	206,51		INV N T
INB M L	13,77	7,79	8,31	4,09	4,16	1,98	2,17	4,29		N INV A
INB M G	25,09	21,04	19,99	22,43	24,10	17,46	8,97	14,82		N INV T
K T MEN	44,72	60,18	58,93	81,38	81,83	88,49	74,83	71,03		DEP T K
MAI MEN	39,43	31,26	7,70	13,50	35,52	0,00	0,00	28,96		DEP PRE
PRE FIS	366,77	382,22	431,04	429,47	410,12	513,71	436,77	460,69		PRE FIS
ORDENAN	63,61	64,87	66,28	66,28	67,17	63,61	64,66	65,61	68,31	ORDENAN
Z AHALM	48,30	49,20	49,97	50,36	50,12	50,09	57,64	58,06	53,91	CAP FIS
T A MEN	62,23	64,34	62,85	63,42	61,37	58,24	59,70	59,66		DEP T C
APART S	8,92	5,72	8,69	7,14	5,78	11,30	4,80	4,19		ING EXT
KOB MAI	86,45	95,45	95,93	94,55	93,80	93,65	94,58	86,64	75,50	NIV COB
GODG	3,56	7,54	12,18	10,67	2,66	12,59	1,08	3,68		RTGG
LIKIDEZ	4,74	6,88	7,01	8,98	8,95	7,86	10,66	14,34		LIQUIDE

AURREZKI GARBIA
AHORRO NETO

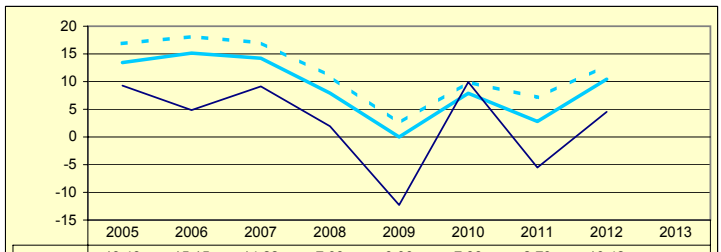

	2005	2006	2007	2008	2009	2010	2011	2012	2013
Gipuzkoa	13,43	15,15	14,22	7,93	0,00	7,88	2,79	10,42	
Multzoa	16,87	18,12	17,01	10,97	2,49	9,90	7,13	12,88	
Udala	9,28	4,86	9,12	1,94	-12,28	9,90	-5,53	4,53	

LEGEZKO ZORPETZE-MAILA
NIVEL DE ENDEUDAMIENTO LEGAL

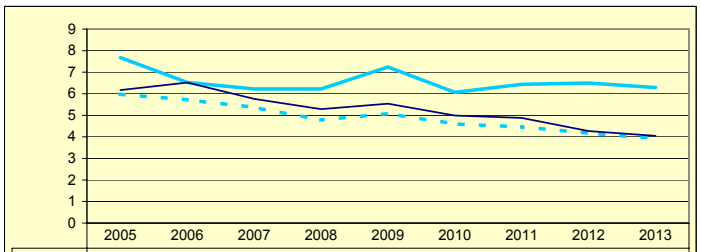

	2005	2006	2007	2008	2009	2010	2011	2012	2013
Gipuzkoa	7,68	6,53	6,22	6,22	7,24	6,07	6,44	6,50	6,29
Multzoa	5,98	5,72	5,37	4,78	5,08	4,60	4,46	4,17	3,93
Udala	6,17	6,52	5,76	5,29	5,54	4,99	4,88	4,27	4,05

ZOR BIZIA
DEUDA VIVA

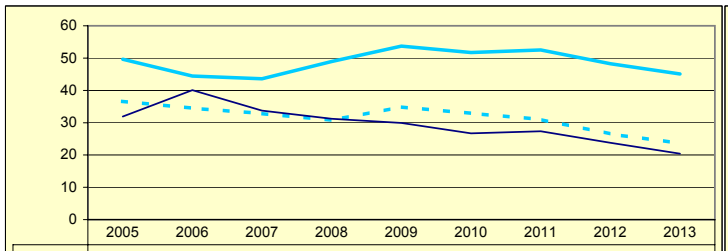

	2005	2006	2007	2008	2009	2010	2011	2012	2013
Gipuzkoa	49,65	44,43	43,59	48,96	53,71	51,71	52,52	48,25	45,09
Multzoa	36,63	34,48	32,86	30,76	34,89	32,88	31,01	26,49	23,65
Udala	31,90	40,10	33,74	31,22	29,94	26,69	27,35	23,79	20,42

INBERTSIO GARBIAK, GUZTIRA
INVERSIONES NETAS TOTALES

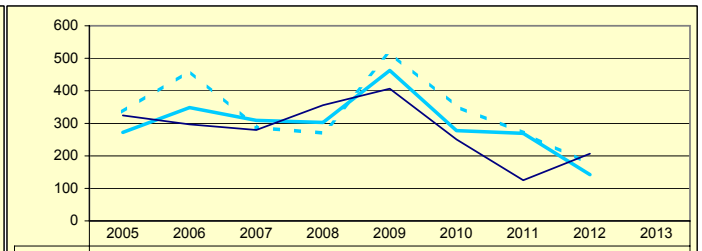

	2005	2006	2007	2008	2009	2010	2011	2012	2013
Gipuzkoa	272,34	348,41	309,34	302,50	462,68	277,65	269,39	142,22	
Multzoa	335,80	461,57	287,20	270,43	517,42	351,92	270,62	174,23	
Udala	324,12	296,86	279,39	356,00	406,78	250,36	125,17	206,51	

ORDENANTZAK
ORDENANZAS

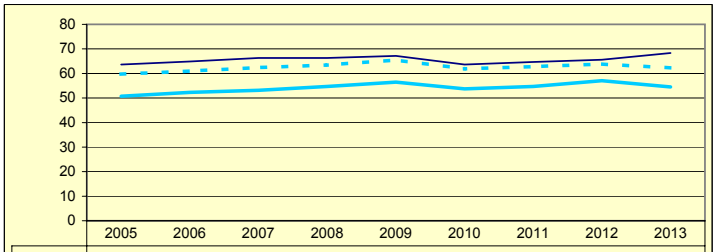

	2005	2006	2007	2008	2009	2010	2011	2012	2013
Gipuzkoa	50,71	52,30	53,14	54,67	56,48	53,72	54,67	57,06	54,50
Multzoa	59,75	60,96	62,41	63,44	65,46	61,86	62,77	63,85	62,25
Udala	63,61	64,87	66,28	66,28	67,17	63,61	64,66	65,61	68,31

ZERGA AHALMENA
CAPACIDAD FISCAL

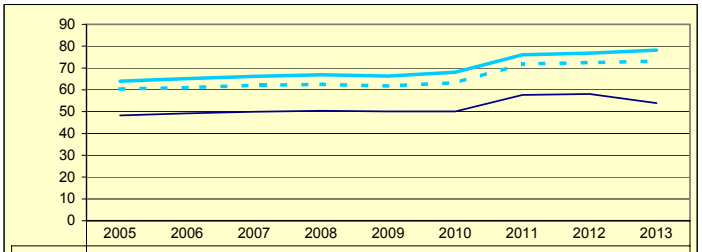

	2005	2006	2007	2008	2009	2010	2011	2012	2013
Gipuzkoa	63,97	65,12	66,14	66,92	66,29	68,08	76,07	76,80	78,21
Multzoa	60,34	61,02	62,08	62,49	61,76	63,25	71,87	72,49	73,18
Udala	48,30	49,20	49,97	50,36	50,12	50,09	57,64	58,06	53,91

Udala — Multzoa — Gipuzkoa

SORALUZE

Biztanleak: 4.018 habitantes

	2005	2006	2007	2008	2009	2010	2011	2012	2013	
AU GORD	24,45	24,22	23,89	12,81	2,51	3,43	10,43	19,65		AHO BRU
LEG ZOR	10,53	10,76	10,20	10,76	11,92	10,42	10,42	10,85	9,68	NIV END
AU GARB	13,91	13,46	13,68	2,05	-9,41	-7,00	0,00	8,80		AHO NET
ZOR MUG	56,90	55,57	57,28	15,99	0,00	0,00	0,01	44,79	45,01	MAR END
ZOR BIZ	85,56	78,53	65,30	60,02	72,72	60,42	57,16	49,29	37,18	DEU VIV
LANGILE	28,59	32,41	31,40	31,04	36,95	37,22	35,34	31,85		PERSONA
AZPIKON	8,63	5,40	6,58	9,42	25,65	28,35	27,45	25,88		SUBCONT
DIRULAG	7,64	6,82	5,91	10,21	11,76	8,13	6,29	6,05		SUBVENC
FUNTZIO	67,90	68,94	70,20	76,98	85,73	88,45	83,28	74,30		FUNCION
INB G L	305,91	56,50	-29,73	144,21	-102,39	304,68	88,05	18,80		INV N A
INB G G	322,35	240,73	108,37	208,37	412,63	573,26	168,91	36,08		INV N T
INB M L	27,89	5,52	-3,07	12,41	-7,17	18,79	8,08	1,94		N INV A
INB M G	29,39	23,54	11,20	17,93	28,91	35,36	15,51	3,72		N INV T
K T MEN	5,09	76,52	127,44	30,79	124,81	46,85	47,87	47,89		DEP T K
MAI MEN	28,01	0,00	0,00	37,27	70,82	0,00	0,00	111,38		DEP PRE
PRE FIS	222,58	268,02	279,80	275,96	290,17	294,98	320,54	342,22		PRE FIS
ORDENAN	57,78	59,61	61,36	63,37	66,38	63,30	64,37	66,33	65,24	ORDENAN
Z AHALM	42,15	43,05	44,94	46,62	46,09	46,18	54,57	55,55	57,31	CAP FIS
T A MEN	70,58	68,33	68,87	68,94	66,17	68,31	62,64	62,12		DEP T C
APART S	5,25	8,83	6,46	2,58	6,12	1,34	1,99	2,41		ING EXT
KOB MAI	94,26	95,25	93,99	92,58	92,05	94,65	90,96	93,10	90,57	NIV COB
GODG	22,55	13,88	30,64	26,99	60,30	13,98	-0,97	6,02		RTGG
LIKIDEZ	6,24	10,91	12,77	21,19	11,50	2,91	3,01	8,80		LIQUIDE

AURREZKI GARBIA
AHORRO NETO

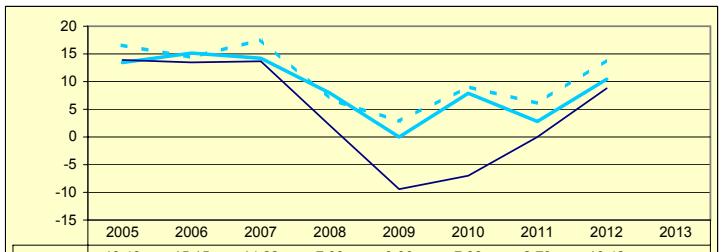

	2005	2006	2007	2008	2009	2010	2011	2012	2013
Gipuzkoa	13,43	15,15	14,22	7,93	0,00	7,88	2,79	10,42	
Multzoa	16,56	14,36	17,56	6,83	2,83	9,08	6,08	13,93	
Udala	13,91	13,46	13,68	2,05	-9,41	-7,00	0,00	8,80	

LEGEZKO ZORPETZE-MAILA
NIVEL DE ENDEUDAMIENTO LEGAL

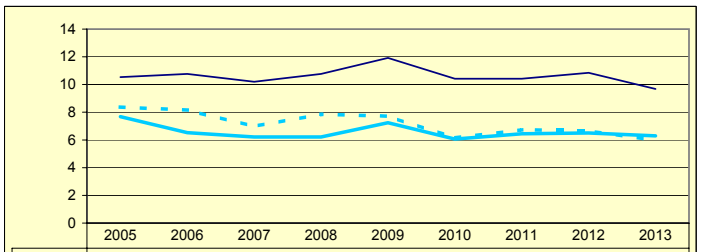

	2005	2006	2007	2008	2009	2010	2011	2012	2013
Gipuzkoa	7,68	6,53	6,22	6,22	7,24	6,07	6,44	6,50	6,29
Multzoa	8,38	8,15	6,98	7,86	7,72	6,15	6,73	6,65	5,97
Udala	10,53	10,76	10,20	10,76	11,92	10,42	10,42	10,85	9,68

ZOR BIZIA
DEUDA VIVA

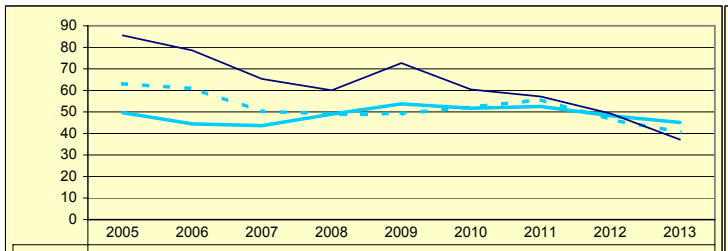

	2005	2006	2007	2008	2009	2010	2011	2012	2013
Gipuzkoa	49,65	44,43	43,59	48,96	53,71	51,71	52,52	48,25	45,09
Multzoa	63,12	60,90	50,27	49,14	49,27	52,27	55,68	46,53	40,64
Udala	85,56	78,53	65,30	60,02	72,72	60,42	57,16	49,29	37,18

INBERTSIO GARBIAK, GUZTIRA
INVERSIONES NETAS TOTALES

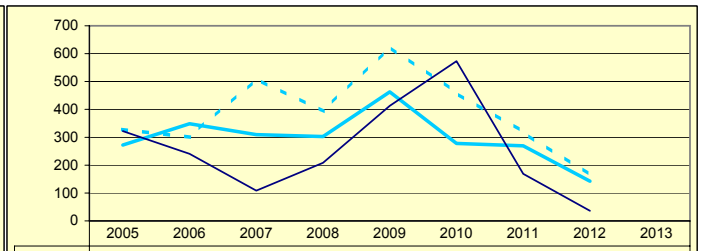

	2005	2006	2007	2008	2009	2010	2011	2012	2013
Gipuzkoa	272,34	348,41	309,34	302,50	462,68	277,65	269,39	142,22	
Multzoa	327,69	300,32	510,07	393,05	624,98	459,14	318,97	164,37	
Udala	322,35	240,73	108,37	208,37	412,63	573,26	168,91	36,08	

ORDENANTZAK
ORDENANZAS

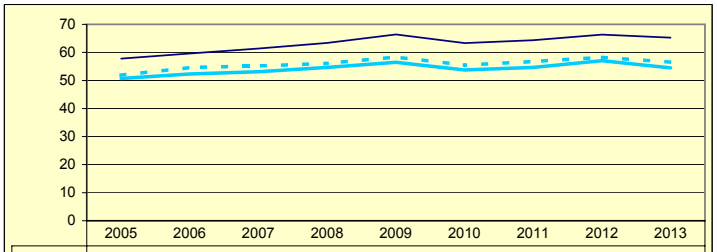

	2005	2006	2007	2008	2009	2010	2011	2012	2013
Gipuzkoa	50,71	52,30	53,14	54,67	56,48	53,72	54,67	57,06	54,50
Multzoa	51,86	54,60	55,14	56,08	58,34	55,43	56,76	58,26	56,54
Udala	57,78	59,61	61,36	63,37	66,38	63,30	64,37	66,33	65,24

ZERGA AHALMENA
CAPACIDAD FISCAL

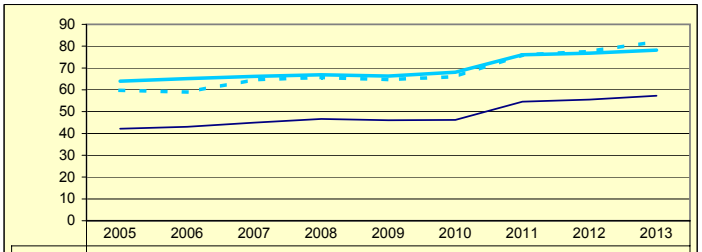

	2005	2006	2007	2008	2009	2010	2011	2012	2013
Gipuzkoa	63,97	65,12	66,14	66,92	66,29	68,08	76,07	76,80	78,21
Multzoa	59,80	59,00	64,59	65,67	64,73	66,04	75,98	77,60	82,08
Udala	42,15	43,05	44,94	46,62	46,09	46,18	54,57	55,55	57,31

Udala — Multzoa — Gipuzkoa

ERREZIL

Biztanleak: 606 habitantes

	2005	2006	2007	2008	2009	2010	2011	2012	2013	
AU GORD	13,61	21,57	22,12	6,32	9,72	14,51	14,36	31,79		AHO BRU
LEG ZOR	5,84	11,13	11,02	12,02	10,39	13,33	14,38	16,39	15,45	NIV END
AU GARB	7,77	10,44	11,10	-5,70	-0,67	1,18	-0,03	15,40		AHO NET
ZOR MUG	57,09	48,39	50,19	0,00	0,00	8,12	0,00	48,45	54,29	MAR END
ZOR BIZ	48,55	104,31	93,01	98,04	90,63	128,95	128,32	120,57	105,61	DEU VIV
LANGILE	29,52	27,43	27,69	33,26	33,65	32,05	31,12	26,75		PERSONA
AZPIKON	25,77	22,74	22,62	25,23	24,94	23,26	22,98	16,27		SUBCONT
DIRULAG	3,97	2,40	1,48	3,26	1,11	1,36	1,29	1,25		SUBVENC
FUNTZIO	82,41	76,01	76,40	90,42	89,17	84,13	84,35	66,96		FUNCION
INB G L	402,42	316,61	154,00	256,50	143,70	530,19	123,94	141,86		INV N A
INB G G	481,55	1.027,10	411,13	402,32	567,09	831,10	184,63	333,67		INV N T
INB M L	29,70	16,33	11,12	17,26	8,64	27,47	9,83	10,33		N INV A
INB M G	35,54	52,98	29,70	27,07	34,08	43,06	14,64	24,30		N INV T
K T MEN	16,43	68,39	62,54	36,24	74,66	36,21	32,87	57,48		DEP T K
MAI MEN	75,26	33,46	0,00	20,75	27,54	66,22	21,41	55,86		DEP PRE
PRE FIS	253,27	325,81	286,91	260,31	293,11	299,28	321,46	354,33		PRE FIS
ORDENAN	48,19	48,65	49,13	49,36	49,88	48,23	48,39	48,62	53,56	ORDENAN
Z AHALM	81,11	80,34	78,33	80,47	78,80	82,01	86,16	86,20	86,90	CAP FIS
T A MEN	70,16	67,11	71,19	70,92	67,59	68,87	67,30	67,97		DEP T C
APART S	6,74	8,94	6,29	3,89	7,13	4,52	3,48	3,22		ING EXT
KOB MAI	90,86	94,14	91,30	92,34	93,87	94,13	92,55	93,97	92,30	NIV COB
GODG	-3,88	19,60	19,00	2,81	-0,44	0,98	-9,03	5,67		RTGG
LIKIDEZ	0,00	0,00	0,00	0,00	0,00	0,00	0,00	0,00		LIQUIDE

AURREZKI GARBIA
AHORRO NETO

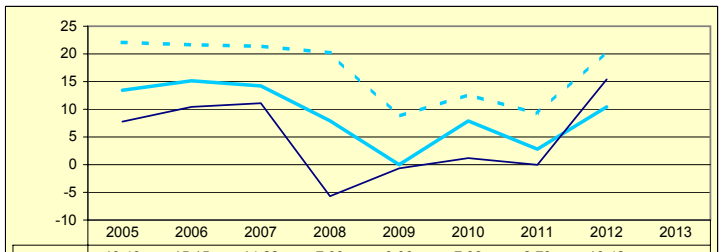

	2005	2006	2007	2008	2009	2010	2011	2012	2013
Gipuzkoa	13,43	15,15	14,22	7,93	0,00	7,88	2,79	10,42	
Multzoa	22,08	21,64	21,40	20,19	8,72	12,63	9,22	20,46	
Udala	7,77	10,44	11,10	-5,70	-0,67	1,18	-0,03	15,40	

LEGEZKO ZORPETZE-MAILA
NIVEL DE ENDEUDAMIENTO LEGAL

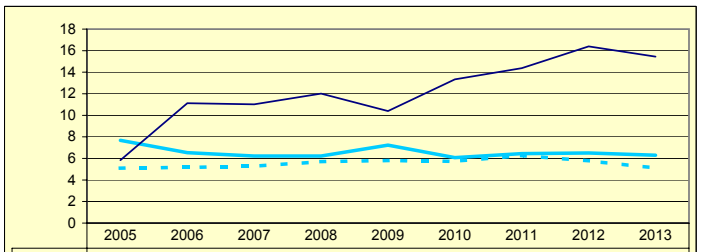

	2005	2006	2007	2008	2009	2010	2011	2012	2013
Gipuzkoa	7,68	6,53	6,22	6,22	7,24	6,07	6,44	6,50	6,29
Multzoa	5,09	5,17	5,27	5,70	5,81	5,74	6,26	5,77	5,11
Udala	5,84	11,13	11,02	12,02	10,39	13,33	14,38	16,39	15,45

ZOR BIZIA
DEUDA VIVA

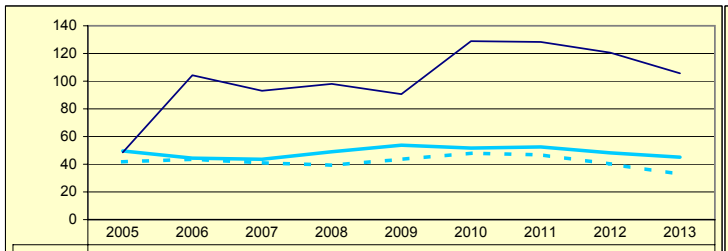

	2005	2006	2007	2008	2009	2010	2011	2012	2013
Gipuzkoa	49,65	44,43	43,59	48,96	53,71	51,71	52,52	48,25	45,09
Multzoa	41,76	43,57	41,02	39,33	43,53	47,93	46,86	40,17	32,83
Udala	48,55	104,31	93,01	98,04	90,63	128,95	128,32	120,57	105,61

INBERTSIO GARBIAK, GUZTIRA
INVERSIONES NETAS TOTALES

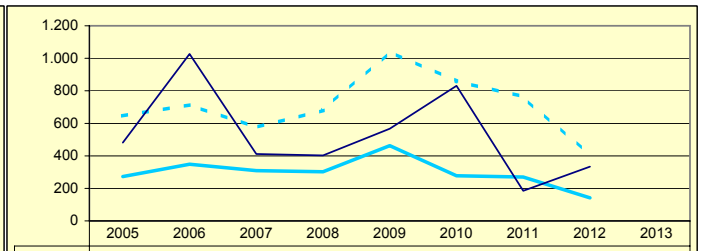

	2005	2006	2007	2008	2009	2010	2011	2012	2013
Gipuzkoa	272,34	348,41	309,34	302,50	462,68	277,65	269,39	142,22	
Multzoa	645,72	714,07	575,01	680,40	1.040,56	858,91	763,52	402,09	
Udala	481,55	1.027,10	411,13	402,32	567,09	831,10	184,63	333,67	

ORDENANTZAK
ORDENANZAS

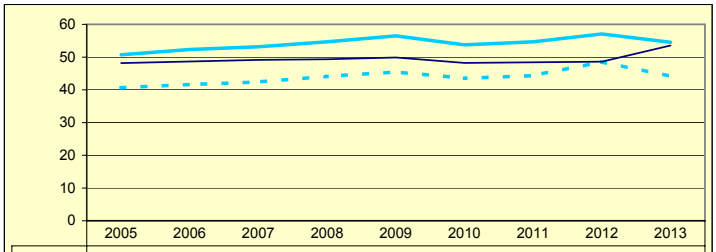

	2005	2006	2007	2008	2009	2010	2011	2012	2013
Gipuzkoa	50,71	52,30	53,14	54,67	56,48	53,72	54,67	57,06	54,50
Multzoa	40,63	41,61	42,40	44,10	45,50	43,50	44,35	48,56	44,12
Udala	48,19	48,65	49,13	49,36	49,88	48,23	48,39	48,62	53,56

ZERGA AHALMENA
CAPACIDAD FISCAL

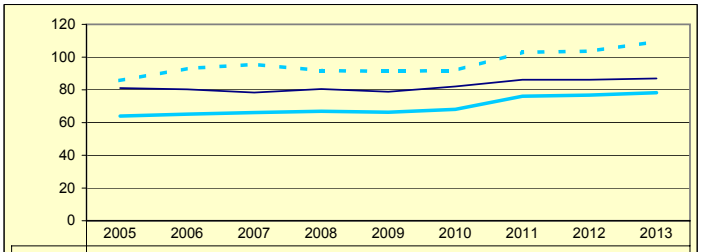

	2005	2006	2007	2008	2009	2010	2011	2012	2013
Gipuzkoa	63,97	65,12	66,14	66,92	66,29	68,08	76,07	76,80	78,21
Multzoa	85,64	93,05	95,58	91,73	91,38	91,85	102,94	103,61	109,57
Udala	81,11	80,34	78,33	80,47	78,80	82,01	86,16	86,20	86,90

Udala — Multzoa — Gipuzkoa

ERRENTERIA

Biztanleak: 39.178 habitantes

	2005	2006	2007	2008	2009	2010	2011	2012	2013	
AU GORD	17,36	16,64	22,48	13,59	7,34	13,20	8,15	24,15		AHO BRU
LEG ZOR	9,98	10,21	9,12	9,03	8,15	6,66	7,53	9,38	8,48	NIV END
AU GARB	7,38	6,42	13,36	4,56	-0,81	6,53	0,62	14,76		AHO NET
ZOR MUG	42,53	38,62	59,43	33,55	0,00	49,51	7,58	61,14	62,26	MAR END
ZOR BIZ	64,75	63,23	59,87	56,14	52,04	40,94	42,66	46,73	38,00	DEU VIV
LANGILE	39,48	38,42	35,80	38,40	41,32	36,65	39,76	33,02		PERSONA
AZPIKON	20,15	21,06	20,89	23,70	25,85	25,00	28,44	24,40		SUBCONT
DIRULAG	4,88	5,23	4,52	5,62	5,95	4,43	4,46	4,77		SUBVENC
FUNTZIO	77,74	78,12	73,00	80,79	86,71	82,37	87,39	71,08		FUNCION
INB G L	191,27	219,58	226,01	97,89	50,70	91,50	17,83	50,02		INV N A
INB G G	292,52	267,33	271,72	187,41	269,42	211,10	93,95	70,85		INV N T
INB M L	14,51	15,53	16,24	7,17	3,51	6,50	1,41	5,04		N INV A
INB M G	22,20	18,91	19,53	13,73	18,67	15,00	7,41	7,14		N INV T
K T MEN	34,61	17,86	16,82	47,77	81,18	56,66	81,02	29,41		DEP T K
MAI MEN	19,51	28,31	22,70	0,01	55,87	20,75	0,00	0,00		DEP PRE
PRE FIS	394,55	413,89	446,32	450,56	461,39	464,91	475,30	437,63		PRE FIS
ORDENAN	68,16	69,69	71,36	72,56	74,27	70,45	70,83	71,86	70,27	ORDENAN
Z AHALM	45,47	46,08	46,21	48,14	47,31	48,74	56,48	57,28	56,98	CAP FIS
T A MEN	59,68	60,58	60,26	58,98	56,19	60,75	55,56	55,94		DEP T C
APART S	8,95	8,00	7,00	6,30	4,77	3,72	3,67	3,96		ING EXT
KOB MAI	92,65	95,15	93,54	90,95	92,87	93,07	93,40	87,99	86,30	NIV COB
GODG	8,39	2,38	2,71	-1,14	7,51	10,12	2,66	2,01		RTGG
LIKIDEZ	4,24	2,43	3,65	7,18	10,59	6,47	6,79	8,01		LIQUIDE

AURREZKI GARBIA
AHORRO NETO

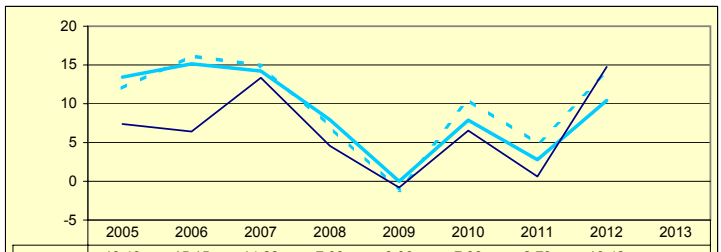

	2005	2006	2007	2008	2009	2010	2011	2012	2013
Gipuzkoa	13,43	15,15	14,22	7,93	0,00	7,88	2,79	10,42	
Multzoa	12,01	16,17	14,92	7,06	-1,17	10,50	4,87	13,97	
Udala	7,38	6,42	13,36	4,56	-0,81	6,53	0,62	14,76	

LEGEZKO ZORPETZE-MAILA
NIVEL DE ENDEUDAMIENTO LEGAL

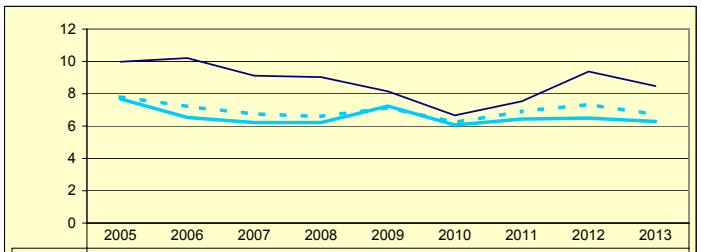

	2005	2006	2007	2008	2009	2010	2011	2012	2013
Gipuzkoa	7,68	6,53	6,22	6,22	7,24	6,07	6,44	6,50	6,29
Multzoa	7,81	7,21	6,75	6,59	7,14	6,23	6,91	7,34	6,71
Udala	9,98	10,21	9,12	9,03	8,15	6,66	7,53	9,38	8,48

ZOR BIZIA
DEUDA VIVA

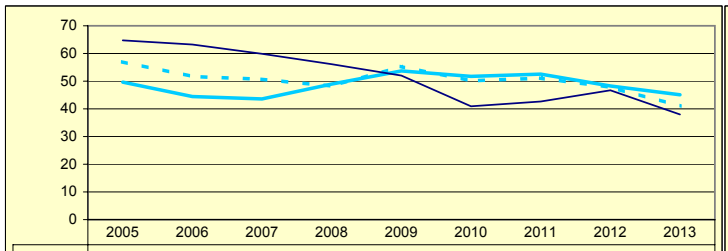

	2005	2006	2007	2008	2009	2010	2011	2012	2013
Gipuzkoa	49,65	44,43	43,59	48,96	53,71	51,71	52,52	48,25	45,09
Multzoa	57,01	51,70	50,67	48,21	55,32	50,14	51,11	47,83	40,98
Udala	64,75	63,23	59,87	56,14	52,04	40,94	42,66	46,73	38,00

INBERTSIO GARBIAK, GUZTIRA
INVERSIONES NETAS TOTALES

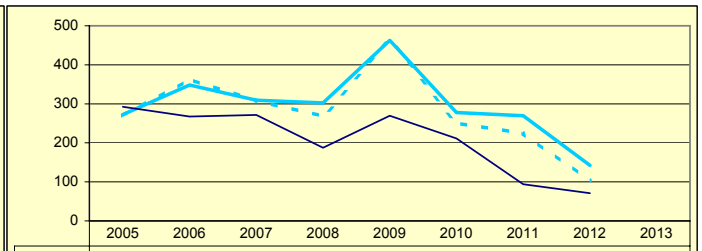

	2005	2006	2007	2008	2009	2010	2011	2012	2013
Gipuzkoa	272,34	348,41	309,34	302,50	462,68	277,65	269,39	142,22	
Multzoa	269,37	363,05	307,91	268,18	463,85	250,48	224,39	102,33	
Udala	292,52	267,33	271,72	187,41	269,42	211,10	93,95	70,85	

ORDENANTZAK
ORDENANZAS

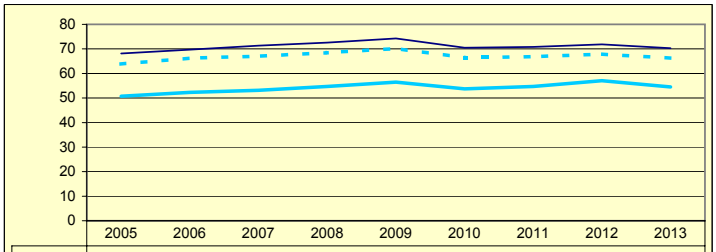

	2005	2006	2007	2008	2009	2010	2011	2012	2013
Gipuzkoa	50,71	52,30	53,14	54,67	56,48	53,72	54,67	57,06	54,50
Multzoa	63,83	66,27	67,02	68,45	70,18	66,43	66,82	67,90	66,23
Udala	68,16	69,69	71,36	72,56	74,27	70,45	70,83	71,86	70,27

ZERGA AHALMENA
CAPACIDAD FISCAL

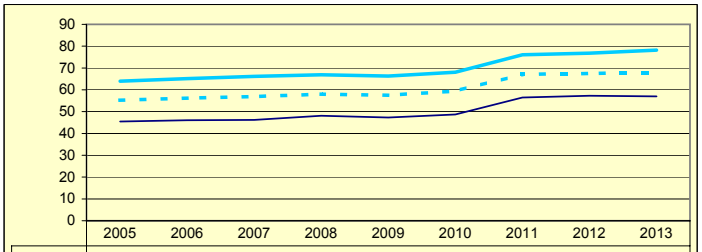

	2005	2006	2007	2008	2009	2010	2011	2012	2013
Gipuzkoa	63,97	65,12	66,14	66,92	66,29	68,08	76,07	76,80	78,21
Multzoa	55,23	56,15	56,89	58,03	57,52	59,42	67,08	67,48	67,93
Udala	45,47	46,08	46,21	48,14	47,31	48,74	56,48	57,28	56,98

Udala — Multzoa — Gipuzkoa

LEINTZ-GATZAGA

Biztanleak: 258 habitantes

	2005	2006	2007	2008	2009	2010	2011	2012	2013	
AU GORD	15,94	24,41	21,83	28,74	1,44	19,12	17,95	10,32		AHO BRU
LEG ZOR	0,00	0,00	0,00	0,00	0,00	0,00	0,00	0,00	0,00	NIV END
AU GARB	15,94	24,41	21,83	28,74	1,44	19,12	17,95	10,32		AHO NET
ZOR MUG	100,00	100,00	100,00	100,00	100,00	100,00	100,00	100,00	100,00	MAR END
ZOR BIZ	0,00	0,00	0,00	0,00	0,00	0,00	0,00	0,00	0,00	DEU VIV
LANGILE	27,53	20,55	23,73	21,00	23,06	26,57	25,56	29,89		PERSONA
AZPIKON	19,99	16,96	21,16	20,41	20,54	17,15	19,03	18,64		SUBCONT
DIRULAG	6,24	15,53	2,29	3,28	1,21	2,03	2,40	2,74		SUBVENC
FUNTZIO	77,80	60,05	75,88	67,97	97,34	78,85	79,65	86,94		FUNCION
INB G L	191,85	371,07	431,63	1.290,95	229,48	432,15	-5,16	121,62		INV N A
INB G G	827,01	452,47	798,59	2.090,78	431,12	1.116,14	2.222,28	260,65		INV N T
INB M L	8,36	17,22	19,98	37,74	10,50	17,61	-0,15	7,08		N INV A
INB M G	36,07	21,00	36,96	61,12	19,72	45,47	62,91	15,16		N INV T
K T MEN	76,80	17,98	45,95	38,25	46,77	61,28	100,23	53,34		DEP T K
MAI MEN	0,00	0,00	0,00	5,08	44,24	0,00	0,00	0,00		DEP PRE
PRE FIS	236,20	578,39	336,42	297,39	267,63	321,30	302,01	368,42		PRE FIS
ORDENAN	53,70	56,14	55,56	55,95	56,87	53,46	54,22	55,32	53,54	ORDENAN
Z AHALM	55,38	55,48	60,86	58,71	58,10	59,82	66,63	74,88	69,47	CAP FIS
T A MEN	58,94	46,03	59,32	46,49	67,88	61,02	57,93	58,25		DEP T C
APART S	7,93	26,15	9,36	6,75	1,70	3,82	9,68	5,32		ING EXT
KOB MAI	91,81	89,05	92,33	93,17	86,67	93,65	85,04	85,16	87,94	NIV COB
GODG	81,00	71,03	76,12	32,06	28,47	16,06	32,75	33,27		RTGG
LIKIDEZ	3,91	2,37	15,26	21,82	2,04	0,64	1,93	1,30		LIQUIDE

AURREZKI GARBIA
AHORRO NETO

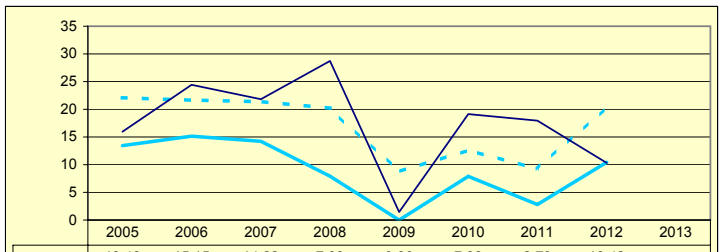

	2005	2006	2007	2008	2009	2010	2011	2012	2013
Gipuzkoa	13,43	15,15	14,22	7,93	0,00	7,88	2,79	10,42	
Multzoa	22,08	21,64	21,40	20,19	8,72	12,63	9,22	20,46	
Udala	15,94	24,41	21,83	28,74	1,44	19,12	17,95	10,32	

LEGEZKO ZORPETZE-MAILA
NIVEL DE ENDEUDAMIENTO LEGAL

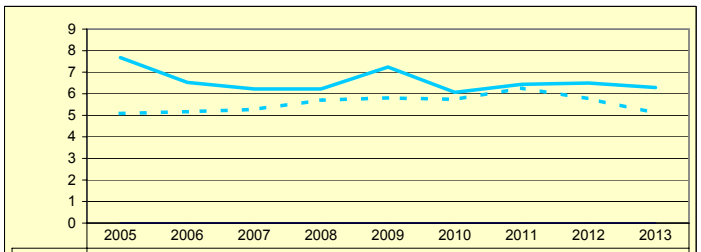

	2005	2006	2007	2008	2009	2010	2011	2012	2013
Gipuzkoa	7,68	6,53	6,22	6,22	7,24	6,07	6,44	6,50	6,29
Multzoa	5,09	5,17	5,27	5,70	5,81	5,74	6,26	5,77	5,11
Udala	0,00	0,00	0,00	0,00	0,00	0,00	0,00	0,00	0,00

ZOR BIZIA
DEUDA VIVA

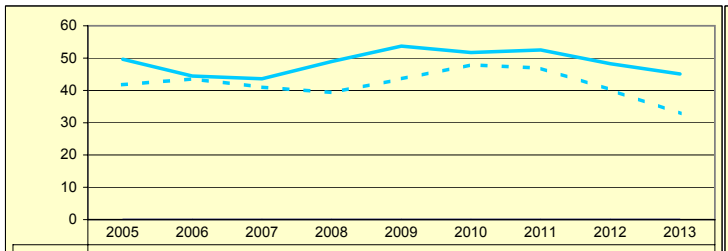

	2005	2006	2007	2008	2009	2010	2011	2012	2013
Gipuzkoa	49,65	44,43	43,59	48,96	53,71	51,71	52,52	48,25	45,09
Multzoa	41,76	43,57	41,02	39,33	43,53	47,93	46,86	40,17	32,83
Udala	0,00	0,00	0,00	0,00	0,00	0,00	0,00	0,00	0,00

INBERTSIO GARBIAK, GUZTIRA
INVERSIONES NETAS TOTALES

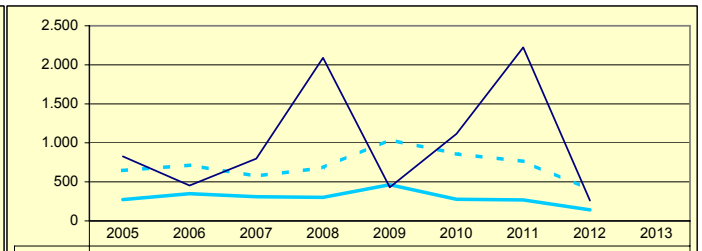

	2005	2006	2007	2008	2009	2010	2011	2012	2013
Gipuzkoa	272,34	348,41	309,34	302,50	462,68	277,65	269,39	142,22	
Multzoa	645,72	714,07	575,01	680,40	1.040,56	858,91	763,52	402,09	
Udala	827,01	452,47	798,59	2.090,78	431,12	1.116,14	2.222,28	260,65	

ORDENANTZAK
ORDENANZAS

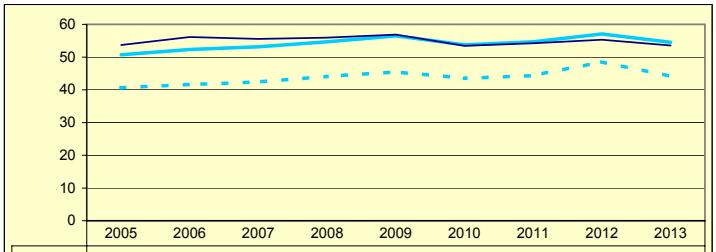

	2005	2006	2007	2008	2009	2010	2011	2012	2013
Gipuzkoa	50,71	52,30	53,14	54,67	56,48	53,72	54,67	57,06	54,50
Multzoa	40,63	41,61	42,40	44,10	45,50	43,50	44,35	48,56	44,12
Udala	53,70	56,14	55,56	55,95	56,87	53,46	54,22	55,32	53,54

ZERGA AHALMENA
CAPACIDAD FISCAL

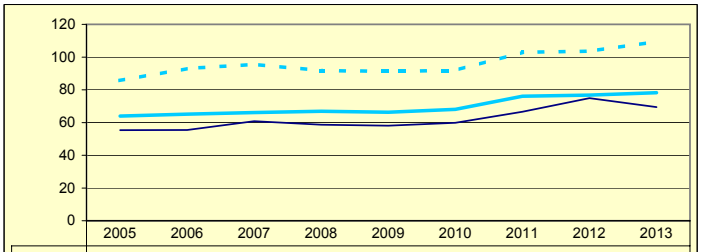

	2005	2006	2007	2008	2009	2010	2011	2012	2013
Gipuzkoa	63,97	65,12	66,14	66,92	66,29	68,08	76,07	76,80	78,21
Multzoa	85,64	93,05	95,58	91,73	91,38	91,85	102,94	103,61	109,57
Udala	55,38	55,48	60,86	58,71	58,10	59,82	66,63	74,88	69,47

Udala — Multzoa — Gipuzkoa

DONOSTIA

Biztanleak: 186.500 habitantes

	2005	2006	2007	2008	2009	2010	2011	2012	2013	
AU GORD	17,40	16,19	13,90	11,15	5,71	11,25	4,10	11,85		AHO BRU
LEG ZOR	10,09	6,88	6,66	7,08	9,73	7,53	8,33	8,15	8,37	NIV END
AU GARB	7,31	9,30	7,25	4,08	-4,02	3,72	-4,23	3,71		AHO NET
ZOR MUG	42,00	57,48	52,13	36,55	0,00	33,04	0,00	31,27	13,90	MAR END
ZOR BIZ	59,31	48,76	50,70	76,76	77,63	76,27	80,24	75,37	76,06	DEU VIV
LANGILE	32,83	31,51	29,96	29,81	32,73	31,21	32,79	30,58		PERSONA
AZPIKON	20,67	24,01	25,58	21,99	26,05	21,48	25,36	23,94		SUBCONT
DIRULAG	7,14	7,23	7,19	7,09	6,43	4,95	5,67	4,51		SUBVENC
FUNTZIO	75,45	76,57	78,91	81,75	87,86	83,81	90,22	83,64		FUNCION
INB G L	156,30	143,15	139,22	236,88	172,77	-71,39	201,19	82,94		INV N A
INB G G	198,79	185,28	189,69	281,10	359,85	110,70	244,94	112,49		INV N T
INB M L	11,95	9,72	8,50	13,13	8,35	-3,87	11,54	5,62		N INV A
INB M G	15,20	12,59	11,58	15,59	17,40	6,00	14,05	7,63		N INV T
K T MEN	20,16	21,39	25,26	14,79	51,25	162,06	16,73	23,13		DEP T K
MAI MEN	31,61	0,12	0,00	88,07	58,41	47,35	18,36	50,39		DEP PRE
PRE FIS	483,56	532,24	575,17	605,75	618,97	637,45	663,46	697,41		PRE FIS
ORDENAN	61,51	57,54	47,81	64,45	69,54	65,94	66,61	68,34	65,33	ORDENAN
Z AHALM	73,08	75,54	76,58	77,62	76,46	79,13	85,29	86,18	88,08	CAP FIS
T A MEN	53,05	54,61	50,00	50,44	45,69	51,05	45,09	45,10		DEP T C
APART S	7,28	7,31	8,35	10,07	11,81	8,00	9,74	9,47		ING EXT
KOB MAI	96,81	96,60	96,17	96,59	95,12	95,95	94,97	94,65	94,03	NIV COB
GODG	3,48	2,59	1,64	3,39	4,68	18,12	6,42	6,62		RTGG
LIKIDEZ	1,13	2,78	1,62	4,07	0,76	4,38	6,63	2,74		LIQUIDE

AURREZKI GARBIA
AHORRO NETO

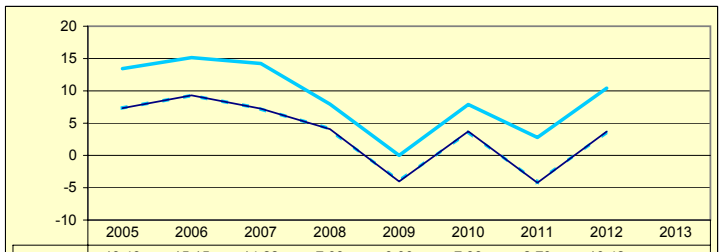

	2005	2006	2007	2008	2009	2010	2011	2012	2013
Gipuzkoa	13,43	15,15	14,22	7,93	0,00	7,88	2,79	10,42	
Multzoa	7,31	9,31	7,25	4,08	-4,02	3,72	-4,23	3,71	
Udala	7,31	9,30	7,25	4,08	-4,02	3,72	-4,23	3,71	

LEGEZKO ZORPETZE-MAILA
NIVEL DE ENDEUDAMIENTO LEGAL

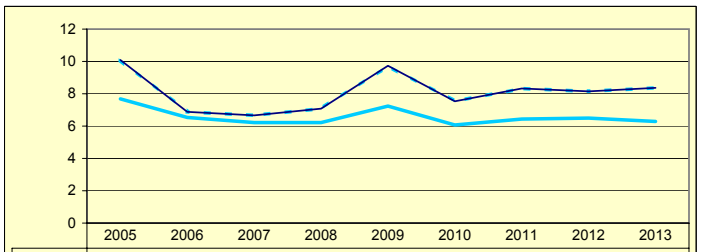

	2005	2006	2007	2008	2009	2010	2011	2012	2013
Gipuzkoa	7,68	6,53	6,22	6,22	7,24	6,07	6,44	6,50	6,29
Multzoa	10,09	6,88	6,66	7,08	9,73	7,53	8,33	8,15	8,37
Udala	10,09	6,88	6,66	7,08	9,73	7,53	8,33	8,15	8,37

ZOR BIZIA
DEUDA VIVA

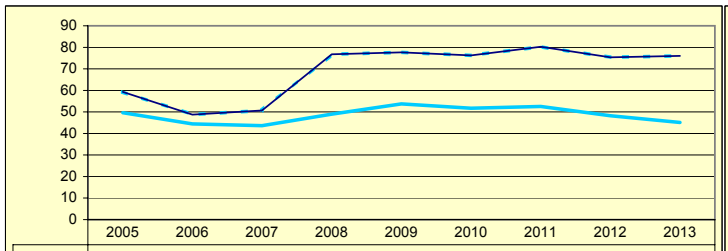

	2005	2006	2007	2008	2009	2010	2011	2012	2013
Gipuzkoa	49,65	44,43	43,59	48,96	53,71	51,71	52,52	48,25	45,09
Multzoa	59,31	48,77	50,70	76,76	77,63	76,27	80,24	75,37	76,06
Udala	59,31	48,76	50,70	76,76	77,63	76,27	80,24	75,37	76,06

INBERTSIO GARBIAK, GUZTIRA
INVERSIONES NETAS TOTALES

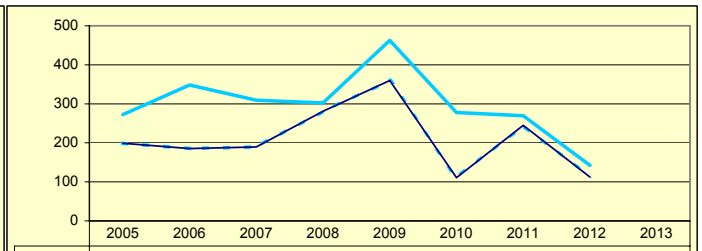

	2005	2006	2007	2008	2009	2010	2011	2012	2013
Gipuzkoa	272,34	348,41	309,34	302,50	462,68	277,65	269,39	142,22	
Multzoa	198,79	185,28	189,69	281,10	359,85	110,70	244,94	112,49	
Udala	198,79	185,28	189,69	281,10	359,85	110,70	244,94	112,49	

ORDENANTZAK
ORDENANZAS

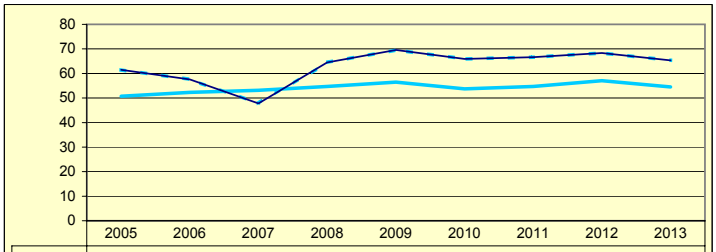

	2005	2006	2007	2008	2009	2010	2011	2012	2013
Gipuzkoa	50,71	52,30	53,14	54,67	56,48	53,72	54,67	57,06	54,50
Multzoa	61,51	57,55	47,81	64,45	69,54	65,94	66,61	68,34	65,33
Udala	61,51	57,54	47,81	64,45	69,54	65,94	66,61	68,34	65,33

ZERGA AHALMENA
CAPACIDAD FISCAL

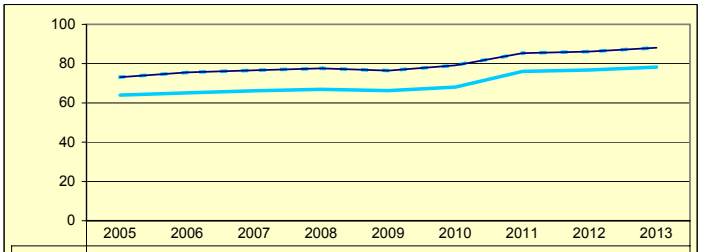

	2005	2006	2007	2008	2009	2010	2011	2012	2013
Gipuzkoa	63,97	65,12	66,14	66,92	66,29	68,08	76,07	76,80	78,21
Multzoa	73,08	75,54	76,58	77,62	76,46	79,13	85,29	86,18	88,08
Udala	73,08	75,54	76,58	77,62	76,46	79,13	85,29	86,18	88,08

Udala — Multzoa — Gipuzkoa

SEGURA

Biztanleak: 1.473 habitantes

	2005	2006	2007	2008	2009	2010	2011	2012	2013	
AU GORD	16,28	11,75	21,31	23,20	33,53	12,55	22,59	11,04		AHO BRU
LEG ZOR	5,56	5,21	4,76	9,57	7,09	12,35	12,31	15,36	12,19	NIV END
AU GARB	10,71	6,54	16,55	13,63	26,44	0,20	10,28	-4,31		AHO NET
ZOR MUG	65,81	55,65	77,64	58,76	78,85	1,58	45,52	0,00	42,52	MAR END
ZOR BIZ	37,11	30,15	22,71	53,27	39,06	98,94	91,69	103,50	74,53	DEU VIV
LANGILE	20,21	19,66	18,80	19,07	18,29	23,67	23,92	24,34		PERSONA
AZPIKON	26,10	24,40	22,54	23,71	18,40	23,38	19,98	25,10		SUBCONT
DIRULAG	5,16	3,83	3,95	4,36	4,46	5,71	5,12	6,02		SUBVENC
FUNTZIO	78,54	84,40	74,74	72,44	62,01	81,74	72,29	82,94		FUNCION
INB G L	107,99	42,80	158,54	489,02	448,84	513,29	81,75	77,22		INV N A
INB G G	325,38	392,59	1.385,56	764,18	1.138,40	726,90	840,84	294,16		INV N T
INB M L	5,48	2,31	6,25	29,98	21,80	32,02	4,90	7,07		N INV A
INB M G	16,53	21,19	54,60	46,86	55,30	45,34	50,39	26,92		N INV T
K T MEN	66,81	88,63	88,56	35,93	60,57	28,82	90,28	73,75		DEP T K
MAI MEN	0,00	0,00	0,00	47,52	0,00	66,19	0,00	41,77		DEP PRE
PRE FIS	338,31	377,03	374,83	340,21	306,57	319,22	258,94	278,72		PRE FIS
ORDENAN	52,21	54,92	56,46	57,39	59,00	55,55	55,84	54,78	52,78	ORDENAN
Z AHALM	56,50	58,05	54,56	56,42	56,31	55,24	64,99	67,28	66,28	CAP FIS
T A MEN	61,33	59,65	61,40	65,28	52,57	63,73	69,42	59,73		DEP T C
APART S	11,44	12,74	13,27	4,35	1,31	2,05	2,27	2,59		ING EXT
KOB MAI	94,71	93,56	94,56	92,54	94,20	93,43	94,26	91,86	92,78	NIV COB
GODG	0,15	3,08	3,58	8,04	0,05	1,41	0,53	0,05		RTGG
LIKIDEZ	16,08	1,19	1,79	2,21	0,80	-0,73	2,56	0,12		LIQUIDE

AURREZKI GARBIA
AHORRO NETO

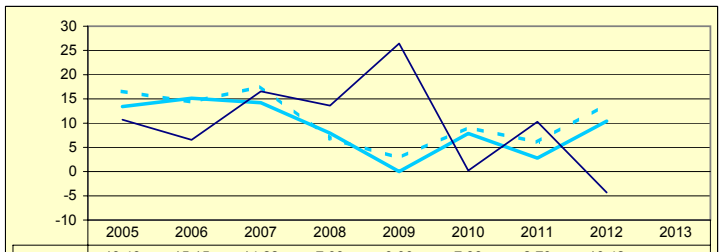

	2005	2006	2007	2008	2009	2010	2011	2012	2013
Gipuzkoa	13,43	15,15	14,22	7,93	0,00	7,88	2,79	10,42	
Multzoa	16,56	14,36	17,56	6,83	2,83	9,08	6,08	13,93	
Udala	10,71	6,54	16,55	13,63	26,44	0,20	10,28	-4,31	

LEGEZKO ZORPETZE-MAILA
NIVEL DE ENDEUDAMIENTO LEGAL

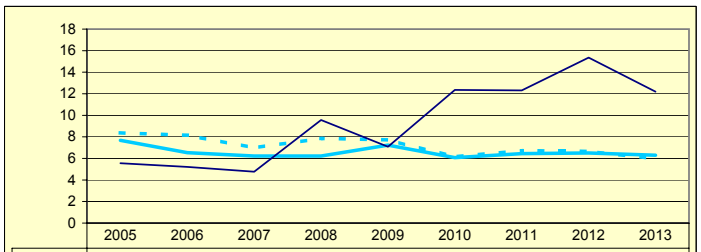

	2005	2006	2007	2008	2009	2010	2011	2012	2013
Gipuzkoa	7,68	6,53	6,22	6,22	7,24	6,07	6,44	6,50	6,29
Multzoa	8,38	8,15	6,98	7,86	7,72	6,15	6,73	6,65	5,97
Udala	5,56	5,21	4,76	9,57	7,09	12,35	12,31	15,36	12,19

ZOR BIZIA
DEUDA VIVA

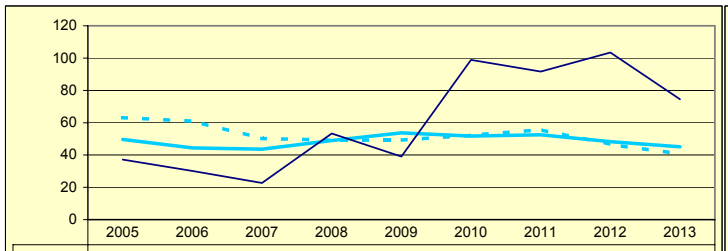

	2005	2006	2007	2008	2009	2010	2011	2012	2013
Gipuzkoa	49,65	44,43	43,59	48,96	53,71	51,71	52,52	48,25	45,09
Multzoa	63,12	60,90	50,27	49,14	49,27	52,27	55,68	46,53	40,64
Udala	37,11	30,15	22,71	53,27	39,06	98,94	91,69	103,50	74,53

INBERTSIO GARBIAK, GUZTIRA
INVERSIONES NETAS TOTALES

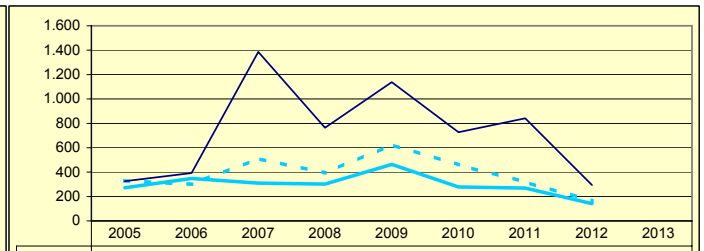

	2005	2006	2007	2008	2009	2010	2011	2012	2013
Gipuzkoa	272,34	348,41	309,34	302,50	462,68	277,65	269,39	142,22	
Multzoa	327,69	300,32	510,07	393,05	624,98	459,14	318,97	164,37	
Udala	325,38	392,59	1.385,56	764,18	1.138,40	726,90	840,84	294,16	

ORDENANTZAK
ORDENANZAS

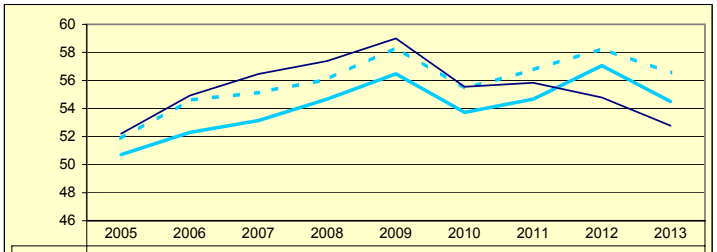

	2005	2006	2007	2008	2009	2010	2011	2012	2013
Gipuzkoa	50,71	52,30	53,14	54,67	56,48	53,72	54,67	57,06	54,50
Multzoa	51,86	54,60	55,14	56,08	58,34	55,43	56,76	58,26	56,54
Udala	52,21	54,92	56,46	57,39	59,00	55,55	55,84	54,78	52,78

ZERGA AHALMENA
CAPACIDAD FISCAL

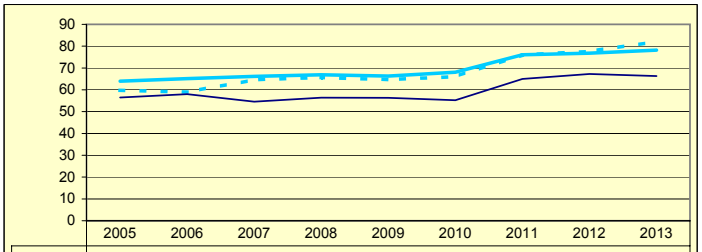

	2005	2006	2007	2008	2009	2010	2011	2012	2013
Gipuzkoa	63,97	65,12	66,14	66,92	66,29	68,08	76,07	76,80	78,21
Multzoa	59,80	59,00	64,59	65,67	64,73	66,04	75,98	77,60	82,08
Udala	56,50	58,05	54,56	56,42	56,31	55,24	64,99	67,28	66,28

Udala — Multzoa — Gipuzkoa

TOLOSA

Biztanleak: 18.836 habitantes

	2005	2006	2007	2008	2009	2010	2011	2012	2013	
AU GORD	20,43	24,53	19,35	18,51	7,16	11,47	14,64	14,93		AHO BRU
LEG ZOR	3,59	5,05	5,27	5,16	7,53	6,54	5,96	4,67	5,13	NIV END
AU GARB	16,84	19,24	14,08	13,35	-0,37	4,93	8,68	10,26		AHO NET
ZOR MUG	82,41	79,20	72,77	72,12	0,00	42,99	59,30	68,70	59,55	MAR END
ZOR BIZ	42,87	60,69	63,45	54,53	69,97	61,35	53,44	44,85	45,53	DEU VIV
LANGILE	28,29	26,46	30,33	30,98	35,94	33,55	32,86	33,20		PERSONA
AZPIKON	28,69	25,23	25,09	24,38	29,03	32,58	30,91	31,87		SUBCONT
DIRULAG	6,02	6,39	5,45	5,10	5,42	5,20	4,80	4,54		SUBVENC
FUNTZIO	73,53	69,07	75,20	76,40	87,42	83,33	80,57	80,52		FUNCION
INB G L	811,84	676,29	331,47	-65,53	71,35	210,48	353,54	122,22		INV N A
INB G G	891,10	863,28	515,47	34,60	549,41	377,84	428,95	202,66		INV N T
INB M L	40,22	32,33	18,24	-3,95	3,53	11,61	19,44	8,00		N INV A
INB M G	44,15	41,27	28,36	2,09	27,14	20,84	23,58	13,27		N INV T
K T MEN	8,89	21,66	35,70	289,39	87,01	44,29	17,58	39,69		DEP T K
MAI MEN	10,52	46,30	44,37	0,00	19,17	0,00	0,00	0,00		DEP PRE
PRE FIS	547,83	569,01	542,66	649,15	521,85	534,17	589,49	539,62		PRE FIS
ORDENAN	68,17	69,61	71,46	72,74	74,92	70,49	71,22	72,18	71,48	ORDENAN
Z AHALM	55,53	56,09	56,52	57,14	55,63	56,15	64,54	64,12	63,38	CAP FIS
T A MEN	53,45	51,19	56,80	51,06	53,05	55,70	50,11	53,76		DEP T C
APART S	5,85	12,77	7,27	12,95	9,04	7,02	8,03	5,82		ING EXT
KOB MAI	95,98	96,50	95,19	95,68	94,80	95,77	94,57	91,87	91,93	NIV COB
GODG	0,46	8,14	19,54	36,70	37,73	28,63	18,97	18,26		RTGG
LIKIDEZ	16,32	4,85	8,45	29,84	53,07	50,59	32,20	50,87		LIQUIDE

AURREZKI GARBIA
AHORRO NETO

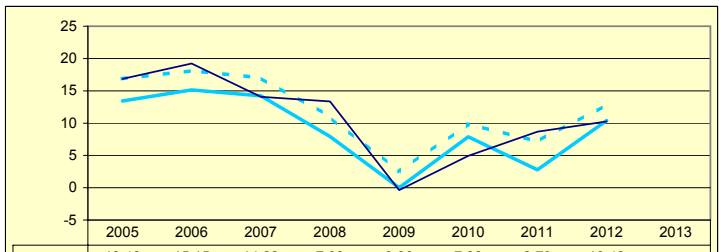

	2005	2006	2007	2008	2009	2010	2011	2012	2013
Gipuzkoa	13,43	15,15	14,22	7,93	0,00	7,88	2,79	10,42	
Multzoa	16,87	18,12	17,01	10,97	2,49	9,90	7,13	12,88	
Udala	16,84	19,24	14,08	13,35	-0,37	4,93	8,68	10,26	

LEGEZKO ZORPETZE-MAILA
NIVEL DE ENDEUDAMIENTO LEGAL

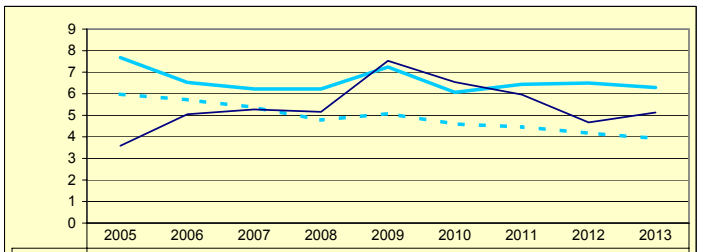

	2005	2006	2007	2008	2009	2010	2011	2012	2013
Gipuzkoa	7,68	6,53	6,22	6,22	7,24	6,07	6,44	6,50	6,29
Multzoa	5,98	5,72	5,37	4,78	5,08	4,60	4,46	4,17	3,93
Udala	3,59	5,05	5,27	5,16	7,53	6,54	5,96	4,67	5,13

ZOR BIZIA
DEUDA VIVA

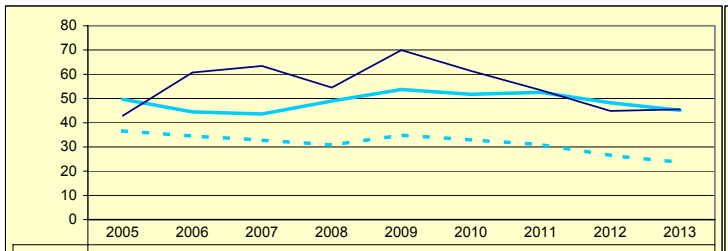

	2005	2006	2007	2008	2009	2010	2011	2012	2013
Gipuzkoa	49,65	44,43	43,59	48,96	53,71	51,71	52,52	48,25	45,09
Multzoa	36,63	34,48	32,86	30,76	34,89	32,88	31,01	26,49	23,65
Udala	42,87	60,69	63,45	54,53	69,97	61,35	53,44	44,85	45,53

INBERTSIO GARBIAK, GUZTIRA
INVERSIONES NETAS TOTALES

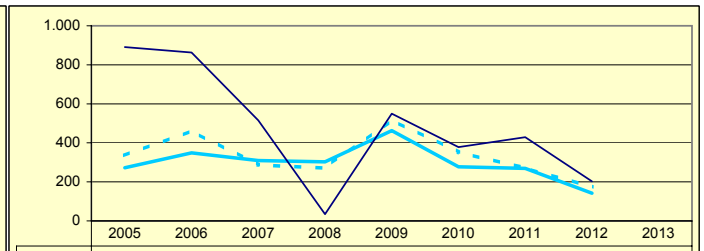

	2005	2006	2007	2008	2009	2010	2011	2012	2013
Gipuzkoa	272,34	348,41	309,34	302,50	462,68	277,65	269,39	142,22	
Multzoa	335,80	461,57	287,20	270,43	517,42	351,92	270,62	174,23	
Udala	891,10	863,28	515,47	34,60	549,41	377,84	428,95	202,66	

ORDENANTZAK
ORDENANZAS

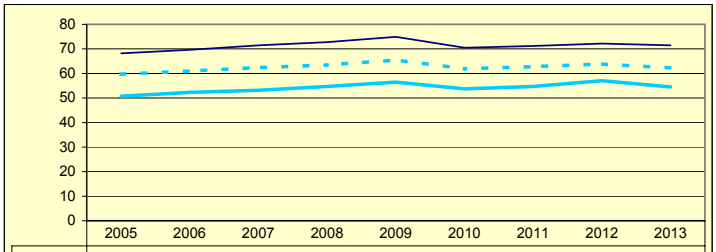

	2005	2006	2007	2008	2009	2010	2011	2012	2013
Gipuzkoa	50,71	52,30	53,14	54,67	56,48	53,72	54,67	57,06	54,50
Multzoa	59,75	60,96	62,41	63,44	65,46	61,86	62,77	63,85	62,25
Udala	68,17	69,61	71,46	72,74	74,92	70,49	71,22	72,18	71,48

ZERGA AHALMENA
CAPACIDAD FISCAL

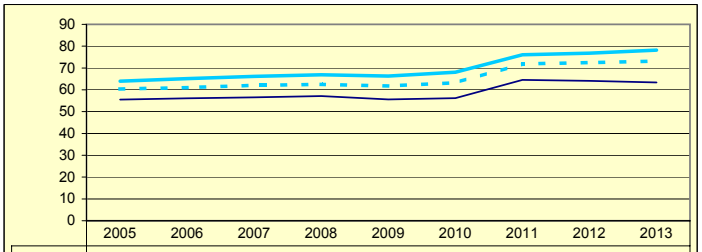

	2005	2006	2007	2008	2009	2010	2011	2012	2013
Gipuzkoa	63,97	65,12	66,14	66,92	66,29	68,08	76,07	76,80	78,21
Multzoa	60,34	61,02	62,08	62,49	61,76	63,25	71,87	72,49	73,18
Udala	55,53	56,09	56,52	57,14	55,63	56,15	64,54	64,12	63,38

Udala — Multzoa — Gipuzkoa

URNIETA

Biztanleak: 6.214 habitantes

	2005	2006	2007	2008	2009	2010	2011	2012	2013	
AU GORD	24,27	29,01	29,37	21,38	13,87	25,65	12,95	21,35		AHO BRU
LEG ZOR	7,53	7,00	7,72	8,24	4,94	1,95	1,88	1,61	1,37	NIV END
AU GARB	16,73	22,00	21,65	13,14	8,93	23,71	11,07	19,74		AHO NET
ZOR MUG	68,94	75,84	73,70	61,45	64,39	92,41	85,46	92,45	91,04	MAR END
ZOR BIZ	47,75	38,63	43,31	26,99	23,81	17,01	18,31	14,54	13,12	DEU VIV
LANGILE	20,22	18,36	18,27	18,76	21,56	18,21	21,09	19,56		PERSONA
AZPIKON	13,43	12,86	12,67	15,97	18,70	17,28	19,80	19,08		SUBCONT
DIRULAG	4,45	4,37	4,42	5,02	5,54	3,98	4,95	4,45		SUBVENC
FUNTZIO	71,27	66,60	66,21	73,60	80,59	70,37	82,10	74,20		FUNCION
INB G L	-142,26	85,95	326,03	389,66	13,96	92,95	209,87	45,24		INV N A
INB G G	169,57	97,77	343,14	409,71	253,58	226,51	217,28	79,84		INV N T
INB M L	-13,17	8,14	23,70	26,21	1,04	6,75	16,07	4,04		N INV A
INB M G	15,70	9,26	24,95	27,56	18,91	16,44	16,64	7,12		N INV T
K T MEN	183,89	12,09	2,16	4,89	94,50	58,96	3,41	43,34		DEP T K
MAI MEN	0,00	0,00	57,19	0,00	0,00	0,00	0,00	0,00		DEP PRE
PRE FIS	559,25	568,06	605,86	615,71	594,70	616,93	623,12	665,43		PRE FIS
ORDENAN	54,35	54,68	55,14	55,14	58,00	54,52	55,49	57,49	55,29	ORDENAN
Z AHALM	75,28	73,93	73,90	75,21	73,40	74,96	88,99	89,23	90,74	CAP FIS
T A MEN	48,71	51,14	53,96	48,77	47,37	40,82	45,10	45,10		DEP T C
APART S	7,09	4,28	4,18	5,01	4,00	19,50	5,17	5,40		ING EXT
KOB MAI	97,48	93,32	95,58	97,72	95,81	96,75	94,37	92,36	91,77	NIV COB
GODG	42,91	54,33	48,03	50,13	60,22	48,27	51,62	60,55		RTGG
LIKIDEZ	8,74	25,62	21,82	31,78	94,89	62,05	91,64	145,73		LIQUIDE

AURREZKI GARBIA
AHORRO NETO

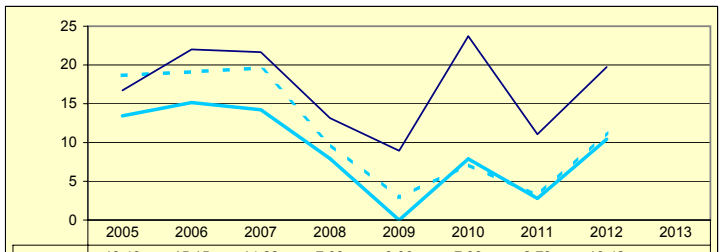

	2005	2006	2007	2008	2009	2010	2011	2012	2013
Gipuzkoa	13,43	15,15	14,22	7,93	0,00	7,88	2,79	10,42	
Multzoa	18,67	19,12	19,62	9,78	2,90	7,14	3,14	11,28	
Udala	16,73	22,00	21,65	13,14	8,93	23,71	11,07	19,74	

LEGEZKO ZORPETZE-MAILA
NIVEL DE ENDEUDAMIENTO LEGAL

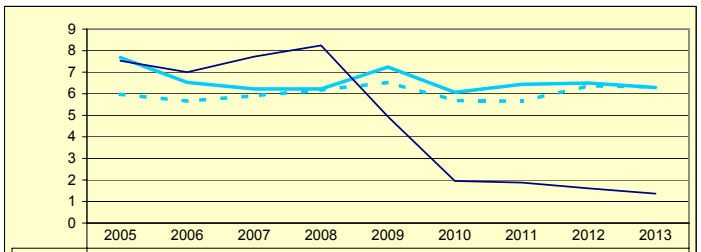

	2005	2006	2007	2008	2009	2010	2011	2012	2013
Gipuzkoa	7,68	6,53	6,22	6,22	7,24	6,07	6,44	6,50	6,29
Multzoa	5,98	5,66	5,91	6,17	6,53	5,69	5,65	6,37	6,32
Udala	7,53	7,00	7,72	8,24	4,94	1,95	1,88	1,61	1,37

ZOR BIZIA
DEUDA VIVA

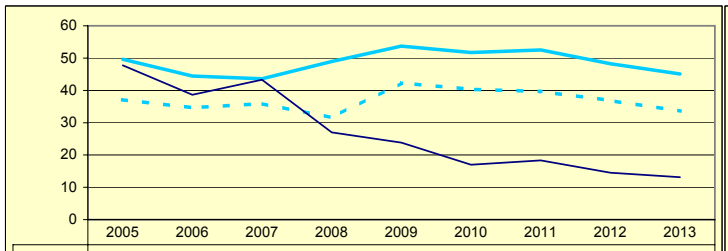

	2005	2006	2007	2008	2009	2010	2011	2012	2013
Gipuzkoa	49,65	44,43	43,59	48,96	53,71	51,71	52,52	48,25	45,09
Multzoa	37,10	34,64	35,92	31,55	42,30	40,35	39,67	36,84	33,60
Udala	47,75	38,63	43,31	26,99	23,81	17,01	18,31	14,54	13,12

INBERTSIO GARBIAK, GUZTIRA
INVERSIONES NETAS TOTALES

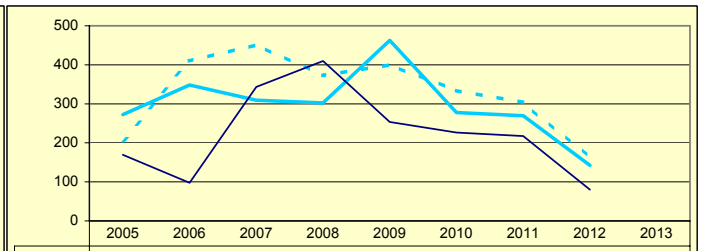

	2005	2006	2007	2008	2009	2010	2011	2012	2013
Gipuzkoa	272,34	348,41	309,34	302,50	462,68	277,65	269,39	142,22	
Multzoa	205,85	409,61	451,00	372,39	399,89	333,71	303,36	161,49	
Udala	169,57	97,77	343,14	409,71	253,58	226,51	217,28	79,84	

ORDENANTZAK
ORDENANZAS

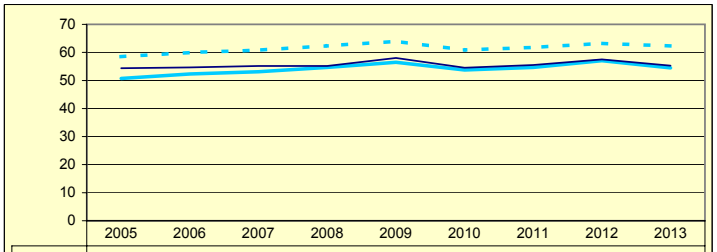

	2005	2006	2007	2008	2009	2010	2011	2012	2013
Gipuzkoa	50,71	52,30	53,14	54,67	56,48	53,72	54,67	57,06	54,50
Multzoa	58,49	59,96	60,84	62,33	63,95	60,89	61,77	63,20	62,30
Udala	54,35	54,68	55,14	55,14	58,00	54,52	55,49	57,49	55,29

ZERGA AHALMENA
CAPACIDAD FISCAL

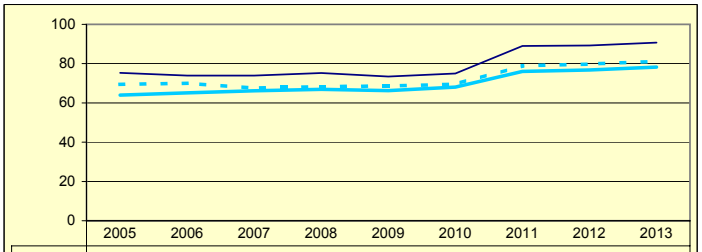

	2005	2006	2007	2008	2009	2010	2011	2012	2013
Gipuzkoa	63,97	65,12	66,14	66,92	66,29	68,08	76,07	76,80	78,21
Multzoa	69,45	70,01	67,55	68,27	68,62	69,53	78,93	79,76	81,18
Udala	75,28	73,93	73,90	75,21	73,40	74,96	88,99	89,23	90,74

Udala — Multzoa — Gipuzkoa

USURBIL

Biztanleak: 6.111 habitantes

	2005	2006	2007	2008	2009	2010	2011	2012	2013	
AU GORD	22,46	22,20	21,92	17,81	8,29	10,64	4,31	13,62		AHO BRU
LEG ZOR	6,44	5,48	4,62	4,51	4,08	4,08	4,37	4,21	4,10	NIV END
AU GARB	16,01	16,72	17,30	13,30	4,20	6,55	-0,06	9,41		AHO NET
ZOR MUG	71,31	75,31	78,92	74,69	50,71	61,63	0,00	69,11	38,83	MAR END
ZOR BIZ	47,51	39,04	29,95	26,68	23,90	29,99	29,13	26,98	24,59	DEU VIV
LANGILE	36,58	36,21	32,03	34,38	39,10	35,32	35,04	35,53		PERSONA
AZPIKON	12,58	15,02	16,16	17,72	20,97	23,55	29,26	22,38		SUBCONT
DIRULAG	4,54	5,39	5,02	6,08	5,59	4,96	5,39	5,55		SUBVENC
FUNTZIO	72,99	72,39	73,06	76,11	86,12	84,40	90,30	80,83		FUNCION
INB G L	14,67	433,50	167,54	234,69	84,55	65,95	172,30	84,94		INV N A
INB G G	77,32	520,37	172,60	352,88	365,26	376,80	332,65	183,29		INV N T
INB M L	0,96	23,95	8,43	13,40	3,98	3,17	7,74	5,26		N INV A
INB M G	5,06	28,76	8,68	20,15	17,18	18,09	14,93	11,35		N INV T
K T MEN	74,81	15,74	0,00	32,02	75,44	81,17	47,82	52,95		DEP T K
MAI MEN	0,88	2,12	0,00	21,44	37,90	52,96	0,00	0,00		DEP PRE
PRE FIS	641,82	659,17	712,02	668,66	755,29	821,21	811,57	759,55		PRE FIS
ORDENAN	57,14	57,74	59,10	65,74	63,34	60,18	60,83	61,86	60,27	ORDENAN
Z AHALM	89,55	89,57	91,35	90,98	90,73	96,48	108,65	109,65	109,68	CAP FIS
T A MEN	49,12	50,18	54,89	48,44	47,66	47,08	46,90	47,60		DEP T C
APART S	11,00	10,16	8,97	11,65	7,09	9,66	8,07	4,86		ING EXT
KOB MAI	98,05	98,92	98,32	97,09	93,46	97,33	94,58	96,23	87,66	NIV COB
GODG	39,20	21,75	23,38	27,27	30,75	20,04	11,81	-2,73		RTGG
LIKIDEZ	15,16	13,05	11,13	11,36	24,27	1,62	-0,38	0,51		LIQUIDE

AURREZKI GARBIA
AHORRO NETO

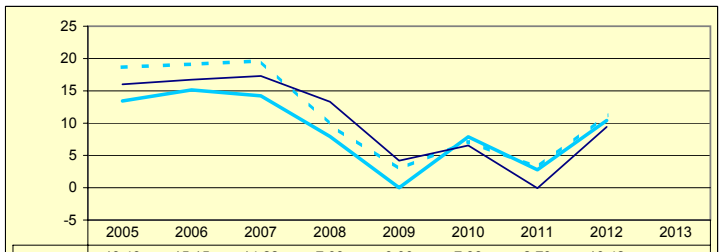

	2005	2006	2007	2008	2009	2010	2011	2012	2013
Gipuzkoa	13,43	15,15	14,22	7,93	0,00	7,88	2,79	10,42	
Multzoa	18,67	19,12	19,62	9,78	2,90	7,14	3,14	11,28	
Udala	16,01	16,72	17,30	13,30	4,20	6,55	-0,06	9,41	

LEGEZKO ZORPETZE-MAILA
NIVEL DE ENDEUDAMIENTO LEGAL

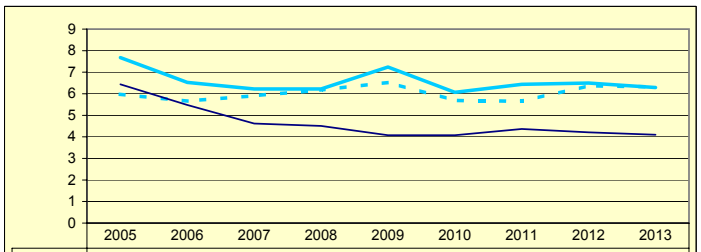

	2005	2006	2007	2008	2009	2010	2011	2012	2013
Gipuzkoa	7,68	6,53	6,22	6,22	7,24	6,07	6,44	6,50	6,29
Multzoa	5,98	5,66	5,91	6,17	6,53	5,69	5,65	6,37	6,32
Udala	6,44	5,48	4,62	4,51	4,08	4,08	4,37	4,21	4,10

ZOR BIZIA
DEUDA VIVA

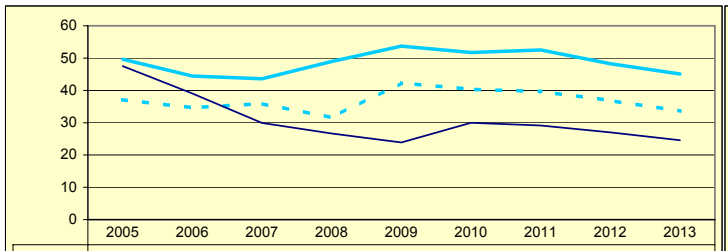

	2005	2006	2007	2008	2009	2010	2011	2012	2013
Gipuzkoa	49,65	44,43	43,59	48,96	53,71	51,71	52,52	48,25	45,09
Multzoa	37,10	34,64	35,92	31,55	42,30	40,35	39,67	36,84	33,60
Udala	47,51	39,04	29,95	26,68	23,90	29,99	29,13	26,98	24,59

INBERTSIO GARBIAK, GUZTIRA
INVERSIONES NETAS TOTALES

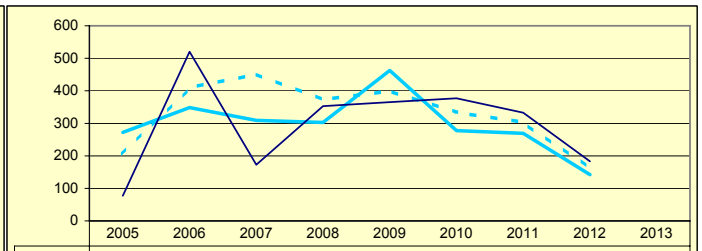

	2005	2006	2007	2008	2009	2010	2011	2012	2013
Gipuzkoa	272,34	348,41	309,34	302,50	462,68	277,65	269,39	142,22	
Multzoa	205,85	409,61	451,00	372,39	399,89	333,71	303,36	161,49	
Udala	77,32	520,37	172,60	352,88	365,26	376,80	332,65	183,29	

ORDENANTZAK
ORDENANZAS

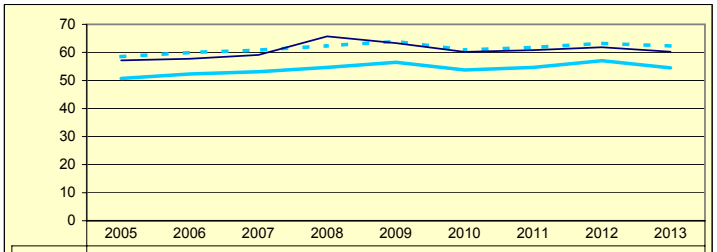

	2005	2006	2007	2008	2009	2010	2011	2012	2013
Gipuzkoa	50,71	52,30	53,14	54,67	56,48	53,72	54,67	57,06	54,50
Multzoa	58,49	59,96	60,84	62,33	63,95	60,89	61,77	63,20	62,30
Udala	57,14	57,74	59,10	65,74	63,34	60,18	60,83	61,86	60,27

ZERGA AHALMENA
CAPACIDAD FISCAL

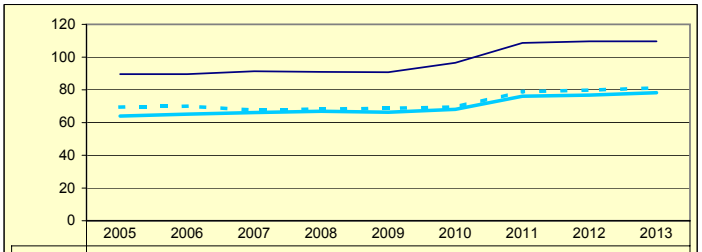

	2005	2006	2007	2008	2009	2010	2011	2012	2013
Gipuzkoa	63,97	65,12	66,14	66,92	66,29	68,08	76,07	76,80	78,21
Multzoa	69,45	70,01	67,55	68,27	68,62	69,53	78,93	79,76	81,18
Udala	89,55	89,57	91,35	90,98	90,73	96,48	108,65	109,65	109,68

Udala — Multzoa — Gipuzkoa

BERGARA

Biztanleak: 14.763 habitantes

	2005	2006	2007	2008	2009	2010	2011	2012	2013	
AU GORD	18,28	16,01	17,44	15,51	7,48	14,86	9,20	16,65		AHO BRU
LEG ZOR	10,99	10,73	10,61	9,86	9,83	7,86	7,60	7,63	6,89	NIV END
AU GARB	7,28	5,28	6,83	5,65	-2,34	7,00	1,60	9,02		AHO NET
ZOR MUG	39,84	32,98	39,14	36,41	0,00	47,12	17,40	54,16	59,63	MAR END
ZOR BIZ	71,71	67,81	60,36	57,98	58,99	49,57	47,71	42,80	36,97	DEU VIV
LANGILE	29,84	30,58	29,92	30,91	34,71	34,42	37,23	34,22		PERSONA
AZPIKON	26,51	26,30	25,86	28,39	30,30	26,46	26,05	25,53		SUBCONT
DIRULAG	7,21	7,48	7,14	6,31	6,43	5,28	6,40	5,06		SUBVENC
FUNTZIO	74,50	76,49	75,42	78,19	86,09	79,85	84,40	78,29		FUNCION
INB G L	289,06	398,14	-92,27	331,30	220,65	112,55	79,61	73,55		INV N A
INB G G	332,66	475,75	-12,87	386,45	438,94	284,51	169,55	85,81		INV N T
INB M L	19,00	22,65	-5,53	17,80	10,97	6,25	4,50	4,94		N INV A
INB M G	21,87	27,07	-0,77	20,76	21,82	15,80	9,58	5,76		N INV T
K T MEN	13,10	16,31	-616,74	14,27	49,73	60,44	53,04	14,29		DEP T K
MAI MEN	26,26	19,10	-712,67	22,81	52,70	0,00	0,00	0,00		DEP PRE
PRE FIS	535,22	559,59	619,88	692,96	706,24	709,38	715,75	724,43		PRE FIS
ORDENAN	57,38	58,78	59,03	60,34	62,67	59,28	60,02	61,06	60,60	ORDENAN
Z AHALM	64,62	65,88	67,56	70,18	71,99	74,24	83,18	84,29	85,31	CAP FIS
T A MEN	52,86	53,18	53,82	49,96	48,59	49,75	47,46	47,15		DEP T C
APART S	9,13	8,52	7,95	11,27	9,45	9,03	7,39	7,02		ING EXT
KOB MAI	96,15	95,70	97,44	96,60	96,86	96,37	95,89	93,94	93,81	NIV COB
GODG	20,48	3,81	17,95	1,01	1,71	2,54	0,20	1,63		RTGG
LIKIDEZ	20,36	4,88	10,06	16,18	14,68	8,58	11,73	45,92		LIQUIDE

AURREZKI GARBIA
AHORRO NETO

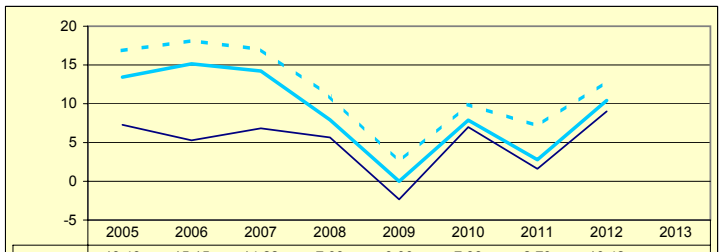

	2005	2006	2007	2008	2009	2010	2011	2012	2013
Gipuzkoa	13,43	15,15	14,22	7,93	0,00	7,88	2,79	10,42	
Multzoa	16,87	18,12	17,01	10,97	2,49	9,90	7,13	12,88	
Udala	7,28	5,28	6,83	5,65	-2,34	7,00	1,60	9,02	

LEGEZKO ZORPETZE-MAILA
NIVEL DE ENDEUDAMIENTO LEGAL

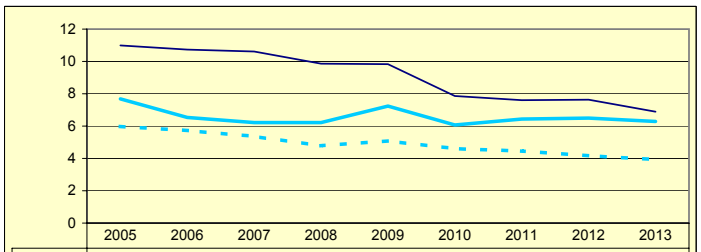

	2005	2006	2007	2008	2009	2010	2011	2012	2013
Gipuzkoa	7,68	6,53	6,22	6,22	7,24	6,07	6,44	6,50	6,29
Multzoa	5,98	5,72	5,37	4,78	5,08	4,60	4,46	4,17	3,93
Udala	10,99	10,73	10,61	9,86	9,83	7,86	7,60	7,63	6,89

ZOR BIZIA
DEUDA VIVA

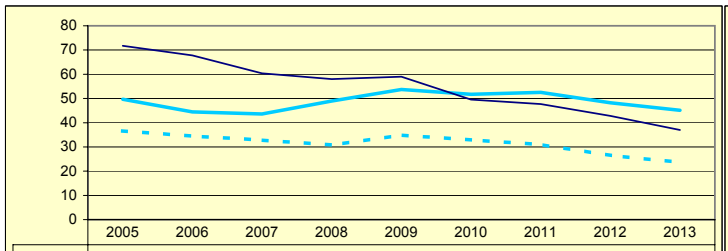

	2005	2006	2007	2008	2009	2010	2011	2012	2013
Gipuzkoa	49,65	44,43	43,59	48,96	53,71	51,71	52,52	48,25	45,09
Multzoa	36,63	34,48	32,86	30,76	34,89	32,88	31,01	26,49	23,65
Udala	71,71	67,81	60,36	57,98	58,99	49,57	47,71	42,80	36,97

INBERTSIO GARBIAK, GUZTIRA
INVERSIONES NETAS TOTALES

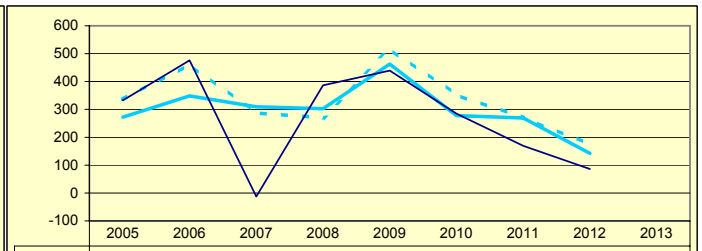

	2005	2006	2007	2008	2009	2010	2011	2012	2013
Gipuzkoa	272,34	348,41	309,34	302,50	462,68	277,65	269,39	142,22	
Multzoa	335,80	461,57	287,20	270,43	517,42	351,92	270,62	174,23	
Udala	332,66	475,75	-12,87	386,45	438,94	284,51	169,55	85,81	

ORDENANTZAK
ORDENANZAS

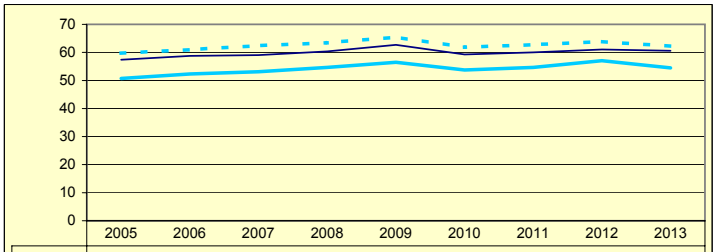

	2005	2006	2007	2008	2009	2010	2011	2012	2013
Gipuzkoa	50,71	52,30	53,14	54,67	56,48	53,72	54,67	57,06	54,50
Multzoa	59,75	60,96	62,41	63,44	65,46	61,86	62,77	63,85	62,25
Udala	57,38	58,78	59,03	60,34	62,67	59,28	60,02	61,06	60,60

ZERGA AHALMENA
CAPACIDAD FISCAL

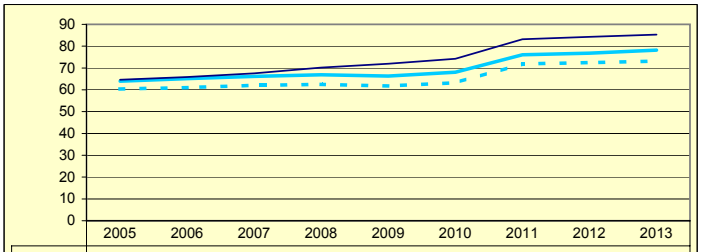

	2005	2006	2007	2008	2009	2010	2011	2012	2013
Gipuzkoa	63,97	65,12	66,14	66,92	66,29	68,08	76,07	76,80	78,21
Multzoa	60,34	61,02	62,08	62,49	61,76	63,25	71,87	72,49	73,18
Udala	64,62	65,88	67,56	70,18	71,99	74,24	83,18	84,29	85,31

Udala — Multzoa — Gipuzkoa

VILLABONA

Biztanleak: 5.882 habitantes

	2005	2006	2007	2008	2009	2010	2011	2012	2013	
AU GORD	20,30	22,91	25,07	18,26	6,42	20,31	8,36	14,62		AHO BRU
LEG ZOR	8,93	8,76	8,45	7,78	7,79	6,03	6,34	5,54	5,07	NIV END
AU GARB	11,37	14,15	16,62	10,47	-1,36	14,28	2,02	9,09		AHO NET
ZOR MUG	56,02	61,76	66,30	57,36	0,00	70,31	24,21	62,13	64,55	MAR END
ZOR BIZ	63,19	52,25	58,11	52,98	52,75	49,05	50,65	43,56	36,64	DEU VIV
LANGILE	28,82	26,15	26,02	27,37	32,24	28,14	31,11	26,88		PERSONA
AZPIKON	22,48	23,70	20,95	21,65	24,81	22,55	33,76	33,48		SUBCONT
DIRULAG	10,12	9,67	10,30	12,60	15,29	12,32	7,20	6,69		SUBVENC
FUNTZIO	69,56	67,41	64,64	69,14	78,28	67,37	84,44	78,68		FUNCION
INB G L	86,85	183,51	100,48	226,61	157,92	226,68	75,31	40,15		INV N A
INB G G	262,98	281,98	283,21	264,17	410,63	422,94	107,62	57,07		INV N T
INB M L	7,82	15,74	8,12	17,18	10,87	15,89	6,74	3,78		N INV A
INB M G	23,69	24,19	22,90	20,03	28,26	29,65	9,63	5,38		N INV T
K T MEN	66,97	34,91	64,52	14,22	61,54	46,40	30,02	29,65		DEP T K
MAI MEN	19,85	36,19	0,00	0,00	46,32	8,12	20,44	118,87		DEP PRE
PRE FIS	330,73	359,61	390,80	400,55	350,88	375,63	373,47	417,42		PRE FIS
ORDENAN	64,89	66,10	67,50	69,90	71,61	68,26	69,39	70,05	68,02	ORDENAN
Z AHALM	51,40	51,72	52,13	52,84	51,29	51,85	58,76	59,14	61,81	CAP FIS
T A MEN	62,54	63,31	63,69	62,79	63,55	57,97	60,25	58,92		DEP T C
APART S	3,54	8,24	9,45	8,55	2,73	7,68	3,70	4,67		ING EXT
KOB MAI	90,89	92,06	91,81	92,35	96,23	97,04	94,47	96,33	91,18	NIV COB
GODG	-0,24	13,92	7,83	12,09	14,72	10,71	9,25	21,91		RTGG
LIKIDEZ	0,00	7,21	8,78	12,05	13,00	43,45	0,00	0,00		LIQUIDE

AURREZKI GARBIA
AHORRO NETO

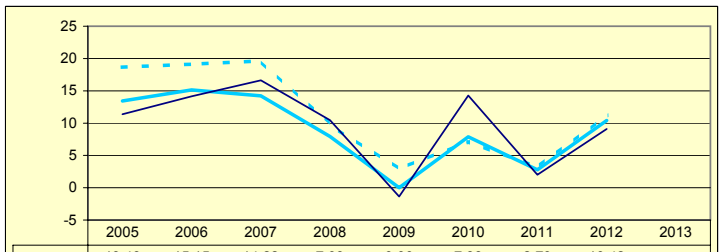

	2005	2006	2007	2008	2009	2010	2011	2012	2013
Gipuzkoa	13,43	15,15	14,22	7,93	0,00	7,88	2,79	10,42	
Multzoa	18,67	19,12	19,62	9,78	2,90	7,14	3,14	11,28	
Udala	11,37	14,15	16,62	10,47	-1,36	14,28	2,02	9,09	

LEGEZKO ZORPETZE-MAILA
NIVEL DE ENDEUDAMIENTO LEGAL

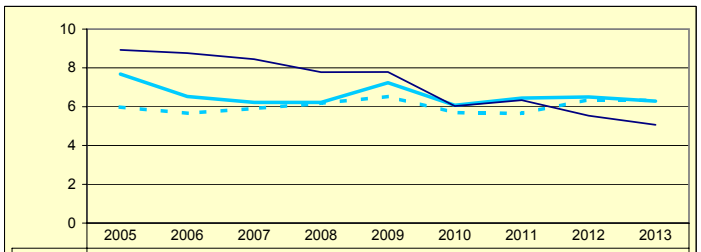

	2005	2006	2007	2008	2009	2010	2011	2012	2013
Gipuzkoa	7,68	6,53	6,22	6,22	7,24	6,07	6,44	6,50	6,29
Multzoa	5,98	5,66	5,91	6,17	6,53	5,69	5,65	6,37	6,32
Udala	8,93	8,76	8,45	7,78	7,79	6,03	6,34	5,54	5,07

ZOR BIZIA
DEUDA VIVA

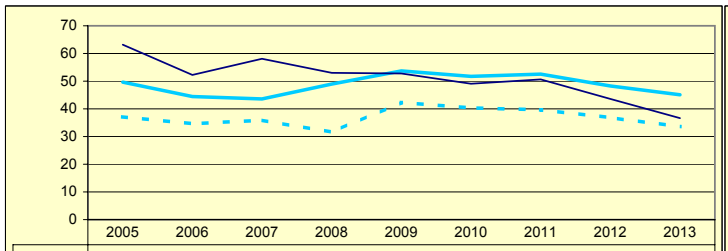

	2005	2006	2007	2008	2009	2010	2011	2012	2013
Gipuzkoa	49,65	44,43	43,59	48,96	53,71	51,71	52,52	48,25	45,09
Multzoa	37,10	34,64	35,92	31,55	42,30	40,35	39,67	36,84	33,60
Udala	63,19	52,25	58,11	52,98	52,75	49,05	50,65	43,56	36,64

INBERTSIO GARBIAK, GUZTIRA
INVERSIONES NETAS TOTALES

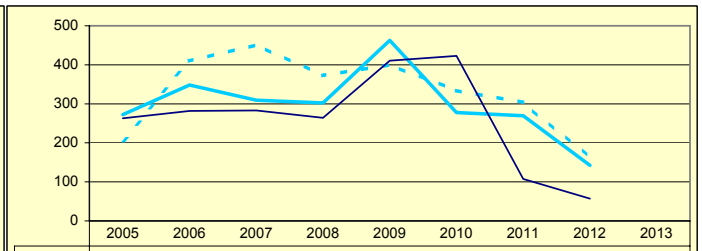

	2005	2006	2007	2008	2009	2010	2011	2012	2013
Gipuzkoa	272,34	348,41	309,34	302,50	462,68	277,65	269,39	142,22	
Multzoa	205,85	409,61	451,00	372,39	399,89	333,71	303,36	161,49	
Udala	262,98	281,98	283,21	264,17	410,63	422,94	107,62	57,07	

ORDENANTZAK
ORDENANZAS

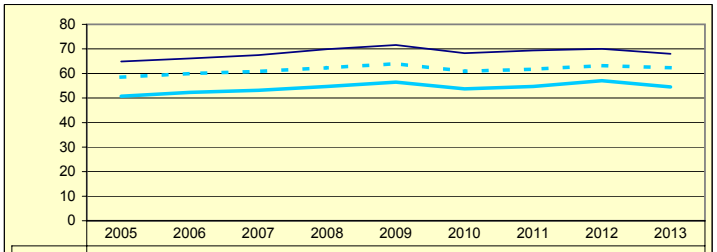

	2005	2006	2007	2008	2009	2010	2011	2012	2013
Gipuzkoa	50,71	52,30	53,14	54,67	56,48	53,72	54,67	57,06	54,50
Multzoa	58,49	59,96	60,84	62,33	63,95	60,89	61,77	63,20	62,30
Udala	64,89	66,10	67,50	69,90	71,61	68,26	69,39	70,05	68,02

ZERGA AHALMENA
CAPACIDAD FISCAL

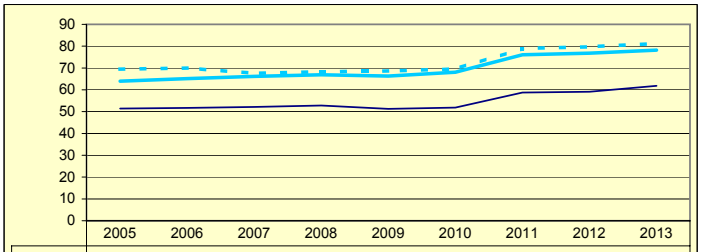

	2005	2006	2007	2008	2009	2010	2011	2012	2013
Gipuzkoa	63,97	65,12	66,14	66,92	66,29	68,08	76,07	76,80	78,21
Multzoa	69,45	70,01	67,55	68,27	68,62	69,53	78,93	79,76	81,18
Udala	51,40	51,72	52,13	52,84	51,29	51,85	58,76	59,14	61,81

Udala — Multzoa — Gipuzkoa

ORDIZIA

Biztanleak: 9.767 habitantes

	2005	2006	2007	2008	2009	2010	2011	2012	2013	
AU GORD	21,90	16,94	19,44	15,59	7,08	12,57	6,42	10,45		AHO BRU
LEG ZOR	5,93	6,30	6,02	6,22	5,74	3,89	3,45	3,53	4,22	NIV END
AU GARB	15,96	10,63	13,42	9,37	1,33	8,68	2,98	6,92		AHO NET
ZOR MUG	72,89	62,78	69,04	60,11	18,86	69,05	46,35	66,22	65,44	MAR END
ZOR BIZ	48,96	49,10	40,13	38,47	30,93	25,42	25,05	22,99	29,65	DEU VIV
LANGILE	28,91	28,50	27,48	29,88	32,11	32,26	31,62	32,76		PERSONA
AZPIKON	14,13	14,43	13,83	14,82	17,01	19,12	21,19	21,04		SUBCONT
DIRULAG	8,94	10,12	9,20	9,45	11,95	9,80	13,65	10,11		SUBVENC
FUNTZIO	69,14	72,93	71,36	74,96	80,97	77,63	79,92	79,43		FUNCION
INB G L	79,25	244,91	534,12	72,88	79,68	107,26	105,32	104,37		INV N A
INB G G	102,38	276,89	774,34	146,76	344,07	305,91	175,53	153,87		INV N T
INB M L	6,32	17,14	26,53	5,16	4,09	6,54	7,01	7,54		N INV A
INB M G	8,17	19,38	38,47	10,39	17,67	18,66	11,69	11,12		N INV T
K T MEN	22,59	11,55	31,02	50,34	76,84	64,75	38,78	32,17		DEP T K
MAI MEN	324,67	23,58	1,56	36,31	3,44	1,09	3,16	0,00		DEP PRE
PRE FIS	460,03	482,47	506,96	527,02	536,84	444,16	458,94	449,94		PRE FIS
ORDENAN	60,13	61,81	64,51	65,65	67,69	64,14	64,14	65,45	63,51	ORDENAN
Z AHALM	52,97	54,27	53,85	52,47	51,80	53,74	60,98	61,43	61,67	CAP FIS
T A MEN	59,80	58,87	59,73	58,81	56,66	60,02	63,13	63,09		DEP T C
APART S	5,42	5,95	6,77	6,76	6,56	4,14	7,45	6,32		ING EXT
KOB MAI	98,58	98,02	98,14	97,59	97,28	93,11	95,61	93,90	92,05	NIV COB
GODG	48,98	44,92	9,67	21,17	14,72	9,39	6,84	3,32		RTGG
LIKIDEZ	27,48	21,03	13,76	8,38	59,61	47,03	17,33	38,03		LIQUIDE

AURREZKI GARBIA
AHORRO NETO

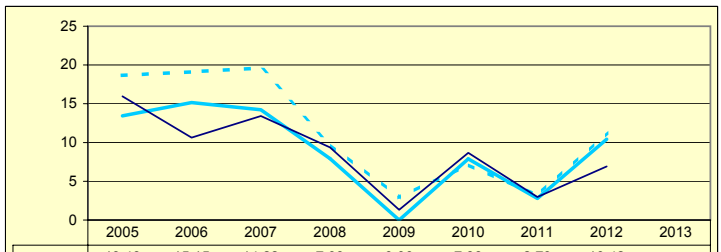

	2005	2006	2007	2008	2009	2010	2011	2012	2013
Gipuzkoa	13,43	15,15	14,22	7,93	0,00	7,88	2,79	10,42	
Multzoa	18,67	19,12	19,62	9,78	2,90	7,14	3,14	11,28	
Udala	15,96	10,63	13,42	9,37	1,33	8,68	2,98	6,92	

LEGEZKO ZORPETZE-MAILA
NIVEL DE ENDEUDAMIENTO LEGAL

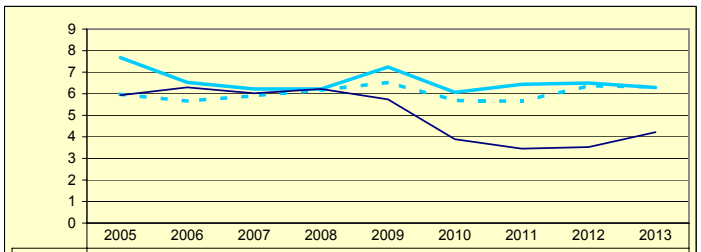

	2005	2006	2007	2008	2009	2010	2011	2012	2013
Gipuzkoa	7,68	6,53	6,22	6,22	7,24	6,07	6,44	6,50	6,29
Multzoa	5,98	5,66	5,91	6,17	6,53	5,69	5,65	6,37	6,32
Udala	5,93	6,30	6,02	6,22	5,74	3,89	3,45	3,53	4,22

ZOR BIZIA
DEUDA VIVA

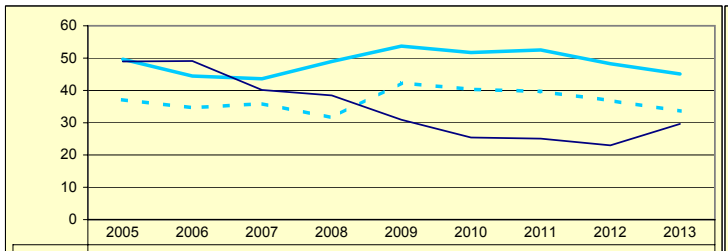

	2005	2006	2007	2008	2009	2010	2011	2012	2013
Gipuzkoa	49,65	44,43	43,59	48,96	53,71	51,71	52,52	48,25	45,09
Multzoa	37,10	34,64	35,92	31,55	42,30	40,35	39,67	36,84	33,60
Udala	48,96	49,10	40,13	38,47	30,93	25,42	25,05	22,99	29,65

INBERTSIO GARBIAK, GUZTIRA
INVERSIONES NETAS TOTALES

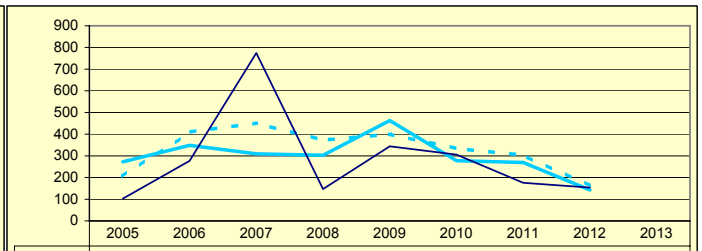

	2005	2006	2007	2008	2009	2010	2011	2012	2013
Gipuzkoa	272,34	348,41	309,34	302,50	462,68	277,65	269,39	142,22	
Multzoa	205,85	409,61	451,00	372,39	399,89	333,71	303,36	161,49	
Udala	102,38	276,89	774,34	146,76	344,07	305,91	175,53	153,87	

ORDENANTZAK
ORDENANZAS

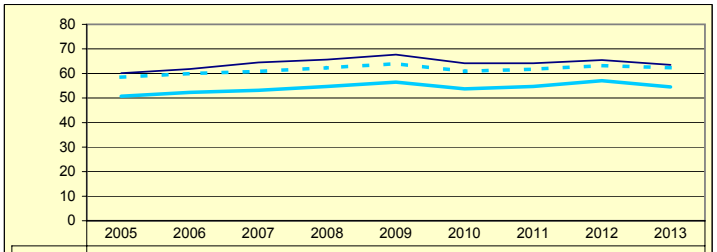

	2005	2006	2007	2008	2009	2010	2011	2012	2013
Gipuzkoa	50,71	52,30	53,14	54,67	56,48	53,72	54,67	57,06	54,50
Multzoa	58,49	59,96	60,84	62,33	63,95	60,89	61,77	63,20	62,30
Udala	60,13	61,81	64,51	65,65	67,69	64,14	64,14	65,45	63,51

ZERGA AHALMENA
CAPACIDAD FISCAL

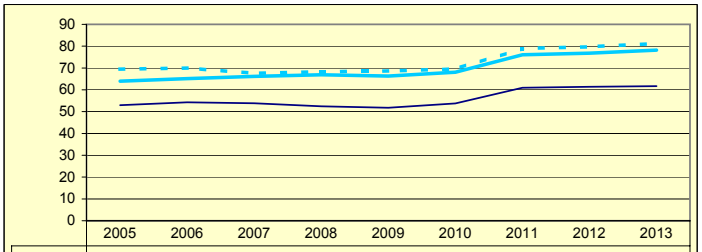

	2005	2006	2007	2008	2009	2010	2011	2012	2013
Gipuzkoa	63,97	65,12	66,14	66,92	66,29	68,08	76,07	76,80	78,21
Multzoa	69,45	70,01	67,55	68,27	68,62	69,53	78,93	79,76	81,18
Udala	52,97	54,27	53,85	52,47	51,80	53,74	60,98	61,43	61,67

Udala — Multzoa — Gipuzkoa

URRETXU

Biztanleak: 6.853 habitantes

	2005	2006	2007	2008	2009	2010	2011	2012	2013	
AU GORD	33,29	22,63	23,41	11,12	4,67	4,28	6,67	13,13		AHO BRU
LEG ZOR	2,91	0,22	0,22	0,00	3,09	6,06	6,01	6,06	5,52	NIV END
AU GARB	30,37	22,41	23,19	11,12	1,59	-1,79	0,67	7,07		AHO NET
ZOR MUG	91,23	99,02	99,06	100,00	33,93	0,00	9,99	53,87	44,79	MAR END
ZOR BIZ	0,45	0,22	0,00	0,00	21,38	48,07	44,60	38,66	31,79	DEU VIV
LANGILE	17,21	21,62	20,48	25,73	25,32	26,07	25,40	23,86		PERSONA
AZPIKON	21,67	22,98	19,98	24,20	33,96	35,60	28,59	28,70		SUBCONT
DIRULAG	7,81	8,66	9,44	8,55	9,44	7,84	6,67	4,64		SUBVENC
FUNTZIO	58,88	68,70	67,15	80,33	85,89	87,88	86,66	82,23		FUNCION
INB G L	181,12	238,33	327,14	322,40	138,96	133,21	121,67	12,10		INV N A
INB G G	259,36	272,03	420,75	370,84	346,57	341,92	142,52	35,06		INV N T
INB M L	17,71	21,40	25,82	24,27	8,82	8,15	10,10	1,14		N INV A
INB M G	25,36	24,42	33,21	27,92	21,99	20,92	11,83	3,29		N INV T
K T MEN	30,16	12,38	22,25	13,06	59,90	61,04	14,63	65,47		DEP T K
MAI MEN	0,00	0,00	0,00	79,81	101,52	0,00	0,00	95,54		DEP PRE
PRE FIS	390,42	345,66	327,38	300,10	309,47	327,19	380,29	374,34		PRE FIS
ORDENAN	51,51	52,65	54,25	55,25	57,30	56,98	59,85	60,99	61,40	ORDENAN
Z AHALM	50,29	50,09	51,09	50,75	50,31	52,54	65,38	64,43	66,41	CAP FIS
T A MEN	55,66	59,75	63,07	64,66	60,63	60,96	55,09	58,49		DEP T C
APART S	17,19	10,89	8,42	7,68	8,86	8,50	10,99	7,46		ING EXT
KOB MAI	92,13	92,67	95,08	94,97	93,34	93,81	92,71	95,75	93,02	NIV COB
GODG	13,62	13,81	7,61	16,41	17,27	4,08	-6,15	1,92		RTGG
LIKIDEZ	1,95	10,37	9,83	9,57	14,69	8,88	3,10	0,46		LIQUIDE

AURREZKI GARBIA
AHORRO NETO

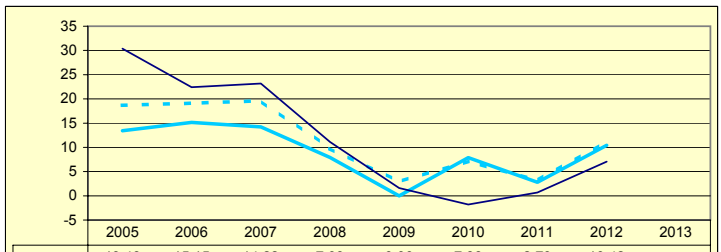

	2005	2006	2007	2008	2009	2010	2011	2012	2013
Gipuzkoa	13,43	15,15	14,22	7,93	0,00	7,88	2,79	10,42	
Multzoa	18,67	19,12	19,62	9,78	2,90	7,14	3,14	11,28	
Udala	30,37	22,41	23,19	11,12	1,59	-1,79	0,67	7,07	

LEGEZKO ZORPETZE-MAILA
NIVEL DE ENDEUDAMIENTO LEGAL

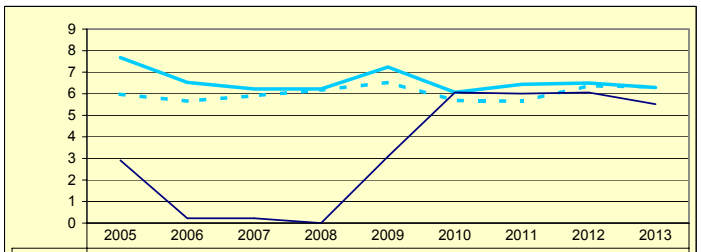

	2005	2006	2007	2008	2009	2010	2011	2012	2013
Gipuzkoa	7,68	6,53	6,22	6,22	7,24	6,07	6,44	6,50	6,29
Multzoa	5,98	5,66	5,91	6,17	6,53	5,69	5,65	6,37	6,32
Udala	2,91	0,22	0,22	0,00	3,09	6,06	6,01	6,06	5,52

ZOR BIZIA
DEUDA VIVA

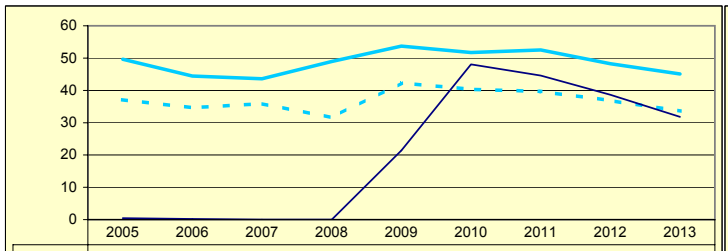

	2005	2006	2007	2008	2009	2010	2011	2012	2013
Gipuzkoa	49,65	44,43	43,59	48,96	53,71	51,71	52,52	48,25	45,09
Multzoa	37,10	34,64	35,92	31,55	42,30	40,35	39,67	36,84	33,60
Udala	0,45	0,22	0,00	0,00	21,38	48,07	44,60	38,66	31,79

INBERTSIO GARBIAK, GUZTIRA
INVERSIONES NETAS TOTALES

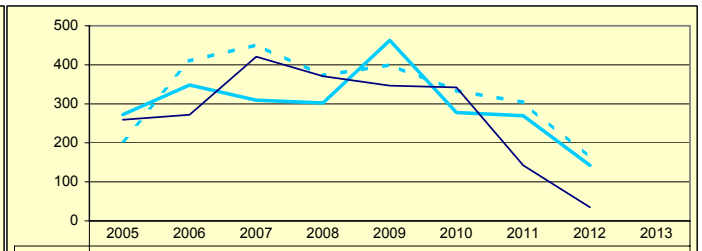

	2005	2006	2007	2008	2009	2010	2011	2012	2013
Gipuzkoa	272,34	348,41	309,34	302,50	462,68	277,65	269,39	142,22	
Multzoa	205,85	409,61	451,00	372,39	399,89	333,71	303,36	161,49	
Udala	259,36	272,03	420,75	370,84	346,57	341,92	142,52	35,06	

ORDENANTZAK
ORDENANZAS

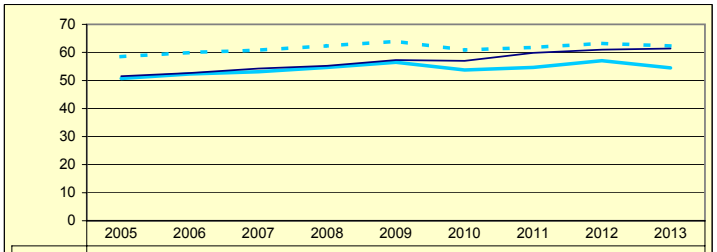

	2005	2006	2007	2008	2009	2010	2011	2012	2013
Gipuzkoa	50,71	52,30	53,14	54,67	56,48	53,72	54,67	57,06	54,50
Multzoa	58,49	59,96	60,84	62,33	63,95	60,89	61,77	63,20	62,30
Udala	51,51	52,65	54,25	55,25	57,30	56,98	59,85	60,99	61,40

ZERGA AHALMENA
CAPACIDAD FISCAL

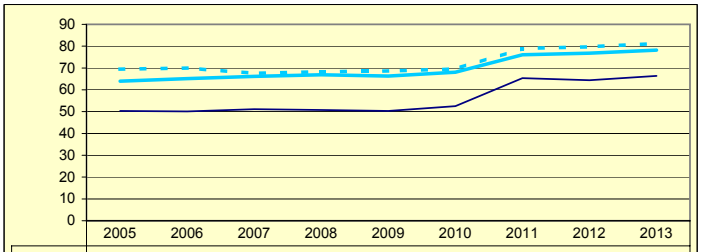

	2005	2006	2007	2008	2009	2010	2011	2012	2013
Gipuzkoa	63,97	65,12	66,14	66,92	66,29	68,08	76,07	76,80	78,21
Multzoa	69,45	70,01	67,55	68,27	68,62	69,53	78,93	79,76	81,18
Udala	50,29	50,09	51,09	50,75	50,31	52,54	65,38	64,43	66,41

Udala — Multzoa — Gipuzkoa

ZALDIBIA

Biztanleak: 1.528 habitantes

	2005	2006	2007	2008	2009	2010	2011	2012	2013	
AU GORD	21,69	18,18	21,40	21,81	14,83	9,45	8,88	16,10		AHO BRU
LEG ZOR	4,96	4,08	4,30	4,21	3,93	4,22	4,19	3,75	1,81	NIV END
AU GARB	16,73	14,09	17,10	17,60	10,91	5,23	4,69	12,35		AHO NET
ZOR MUG	77,12	77,51	79,92	80,70	73,53	55,32	52,78	76,72	87,16	MAR END
ZOR BIZ	34,24	27,51	24,36	20,02	16,13	14,30	10,07	5,32	3,53	DEU VIV
LANGILE	39,13	36,95	37,70	37,52	40,96	45,61	45,19	40,13		PERSONA
AZPIKON	0,00	0,00	0,00	0,00	0,00	0,00	0,00	0,00		SUBCONT
DIRULAG	4,85	6,30	5,33	5,17	5,97	7,09	5,41	4,65		SUBVENC
FUNTZIO	73,44	75,51	73,27	73,02	79,20	83,45	85,72	79,24		FUNCION
INB G L	-278,71	51,49	1.362,93	-22,15	384,61	-7,07	239,89	171,68		INV N A
INB G G	641,06	1.033,11	2.113,56	404,95	559,87	108,70	271,91	230,96		INV N T
INB M L	-12,45	2,42	46,06	-1,70	22,81	-0,59	20,48	14,86		N INV A
INB M G	28,64	48,63	71,43	31,13	33,20	9,14	23,22	19,99		N INV T
K T MEN	143,47	95,01	35,51	105,47	31,30	106,50	11,78	25,67		DEP T K
MAI MEN	0,00	0,00	0,00	17,89	23,48	0,00	0,00	14,68		DEP PRE
PRE FIS	225,29	279,72	272,46	354,13	377,77	260,40	318,31	405,46		PRE FIS
ORDENAN	44,15	46,15	47,97	48,61	50,93	47,83	57,74	57,99	56,61	ORDENAN
Z AHALM	87,45	91,45	90,68	90,24	89,55	90,97	98,97	100,50	101,96	CAP FIS
T A MEN	69,04	65,62	68,52	62,23	57,96	69,52	63,01	58,40		DEP T C
APART S	4,09	8,80	6,31	9,20	13,20	2,47	3,93	10,02		ING EXT
KOB MAI	54,80	56,26	56,94	60,31	60,97	58,70	59,18	59,50	60,94	NIV COB
GODG	112,03	96,00	35,85	24,14	33,33	45,58	17,49	10,19		RTGG
LIKIDEZ	81,67	52,40	19,15	7,62	2,38	-1,45	5,11	1,04		LIQUIDE

AURREZKI GARBIA
AHORRO NETO

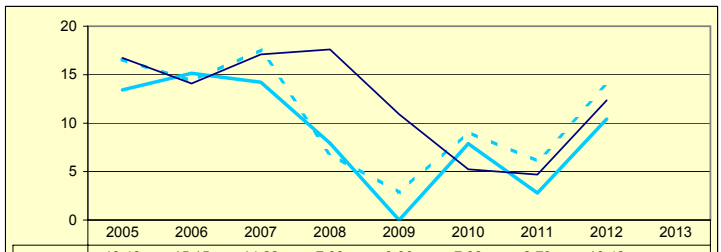

	2005	2006	2007	2008	2009	2010	2011	2012	2013
Gipuzkoa	13,43	15,15	14,22	7,93	0,00	7,88	2,79	10,42	
Multzoa	16,56	14,36	17,56	6,83	2,83	9,08	6,08	13,93	
Udala	16,73	14,09	17,10	17,60	10,91	5,23	4,69	12,35	

LEGEZKO ZORPETZE-MAILA
NIVEL DE ENDEUDAMIENTO LEGAL

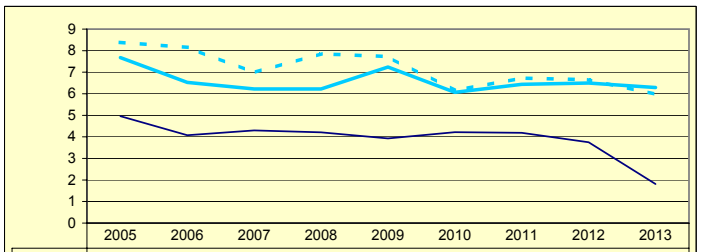

	2005	2006	2007	2008	2009	2010	2011	2012	2013
Gipuzkoa	7,68	6,53	6,22	6,22	7,24	6,07	6,44	6,50	6,29
Multzoa	8,38	8,15	6,98	7,86	7,72	6,15	6,73	6,65	5,97
Udala	4,96	4,08	4,30	4,21	3,93	4,22	4,19	3,75	1,81

ZOR BIZIA
DEUDA VIVA

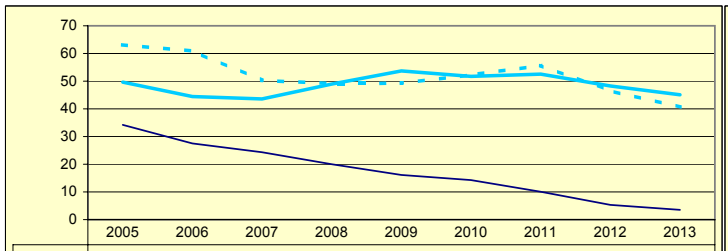

	2005	2006	2007	2008	2009	2010	2011	2012	2013
Gipuzkoa	49,65	44,43	43,59	48,96	53,71	51,71	52,52	48,25	45,09
Multzoa	63,12	60,90	50,27	49,14	49,27	52,27	55,68	46,53	40,64
Udala	34,24	27,51	24,36	20,02	16,13	14,30	10,07	5,32	3,53

INBERTSIO GARBIAK, GUZTIRA
INVERSIONES NETAS TOTALES

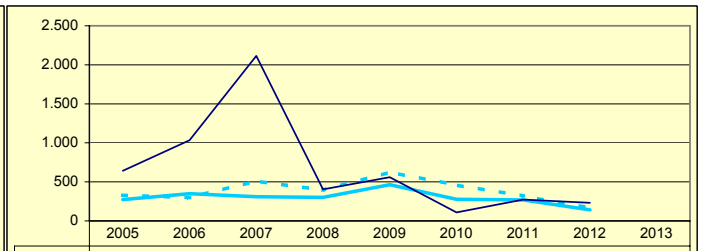

	2005	2006	2007	2008	2009	2010	2011	2012	2013
Gipuzkoa	272,34	348,41	309,34	302,50	462,68	277,65	269,39	142,22	
Multzoa	327,69	300,32	510,07	393,05	624,98	459,14	318,97	164,37	
Udala	641,06	1.033,11	2.113,56	404,95	559,87	108,70	271,91	230,96	

ORDENANTZAK
ORDENANZAS

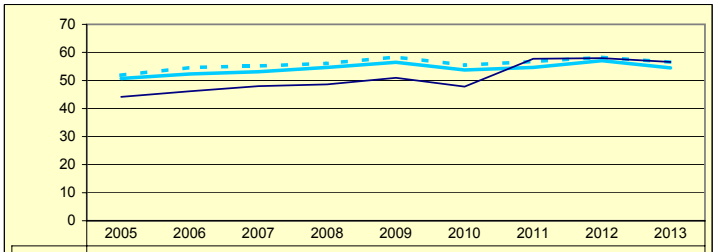

	2005	2006	2007	2008	2009	2010	2011	2012	2013
Gipuzkoa	50,71	52,30	53,14	54,67	56,48	53,72	54,67	57,06	54,50
Multzoa	51,86	54,60	55,14	56,08	58,34	55,43	56,76	58,26	56,54
Udala	44,15	46,15	47,97	48,61	50,93	47,83	57,74	57,99	56,61

ZERGA AHALMENA
CAPACIDAD FISCAL

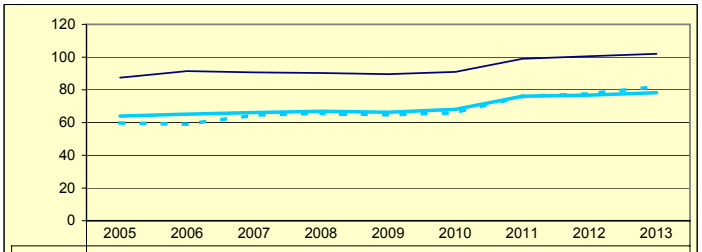

	2005	2006	2007	2008	2009	2010	2011	2012	2013
Gipuzkoa	63,97	65,12	66,14	66,92	66,29	68,08	76,07	76,80	78,21
Multzoa	59,80	59,00	64,59	65,67	64,73	66,04	75,98	77,60	82,08
Udala	87,45	91,45	90,68	90,24	89,55	90,97	98,97	100,50	101,96

Udala — Multzoa — Gipuzkoa

ZARAUTZ

Biztanleak: 22.760 habitantes

	2005	2006	2007	2008	2009	2010	2011	2012	2013	
AU GORD	21,91	23,54	15,69	7,59	4,09	15,13	15,66	17,76		AHO BRU
LEG ZOR	6,49	6,23	5,27	5,53	9,29	8,24	8,58	9,20	8,26	NIV END
AU GARB	15,41	17,30	10,42	2,06	-5,19	6,89	7,07	8,56		AHO NET
ZOR MUG	70,34	73,51	66,42	27,13	0,00	45,53	45,18	48,18	49,86	MAR END
ZOR BIZ	61,27	46,85	47,03	43,04	81,01	77,67	74,58	71,10	61,01	DEU VIV
LANGILE	29,39	29,86	29,82	33,91	36,55	32,59	32,38	30,49		PERSONA
AZPIKON	21,13	19,91	23,36	23,83	24,04	23,09	23,36	24,82		SUBCONT
DIRULAG	5,66	5,71	6,68	6,46	6,63	6,20	5,05	4,84		SUBVENC
FUNTZIO	72,42	70,74	77,63	85,95	89,28	78,68	79,29	77,40		FUNCION
INB G L	274,53	336,42	268,99	275,80	403,26	185,09	105,87	45,16		INV N A
INB G G	321,22	381,69	276,78	292,21	580,64	308,96	118,90	50,98		INV N T
INB M L	21,42	24,46	19,58	17,00	21,63	12,05	8,07	3,73		N INV A
INB M G	25,06	27,75	20,15	18,01	31,14	20,11	9,06	4,21		N INV T
K T MEN	14,53	11,86	2,81	5,62	30,55	40,09	10,96	11,42		DEP T K
MAI MEN	0,00	0,00	0,00	73,81	41,05	53,66	44,84	15,23		DEP PRE
PRE FIS	429,94	436,69	470,19	529,57	551,91	569,42	674,09	619,35		PRE FIS
ORDENAN	59,08	60,95	61,38	64,02	65,71	62,14	63,25	63,88	63,51	ORDENAN
Z AHALM	59,98	60,52	61,19	61,44	60,81	61,66	69,38	69,88	70,37	CAP FIS
T A MEN	54,17	57,34	55,57	52,72	48,55	48,50	43,45	46,88		DEP T C
APART S	8,94	5,82	5,81	6,77	7,67	7,31	8,02	7,23		ING EXT
KOB MAI	95,97	97,01	95,61	95,36	94,78	94,79	95,49	95,94	94,63	NIV COB
GODG	39,56	24,74	4,88	12,90	-6,85	0,44	2,88	11,78		RTGG
LIKIDEZ	34,20	22,29	13,38	9,27	8,45	6,38	5,70	5,19		LIQUIDE

AURREZKI GARBIA
AHORRO NETO

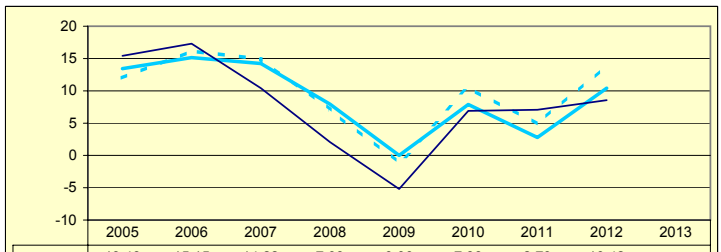

	2005	2006	2007	2008	2009	2010	2011	2012	2013
Gipuzkoa	13,43	15,15	14,22	7,93	0,00	7,88	2,79	10,42	
Multzoa	12,01	16,17	14,92	7,06	-1,17	10,50	4,87	13,97	
Udala	15,41	17,30	10,42	2,06	-5,19	6,89	7,07	8,56	

LEGEZKO ZORPETZE-MAILA
NIVEL DE ENDEUDAMIENTO LEGAL

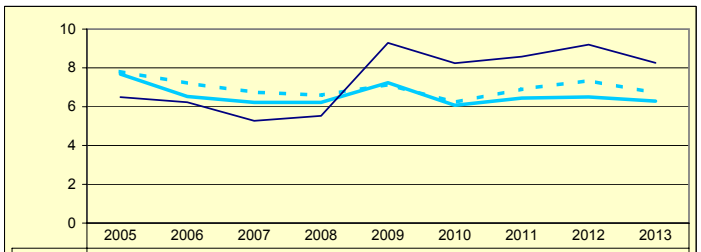

	2005	2006	2007	2008	2009	2010	2011	2012	2013
Gipuzkoa	7,68	6,53	6,22	6,22	7,24	6,07	6,44	6,50	6,29
Multzoa	7,81	7,21	6,75	6,59	7,14	6,23	6,91	7,34	6,71
Udala	6,49	6,23	5,27	5,53	9,29	8,24	8,58	9,20	8,26

ZOR BIZIA
DEUDA VIVA

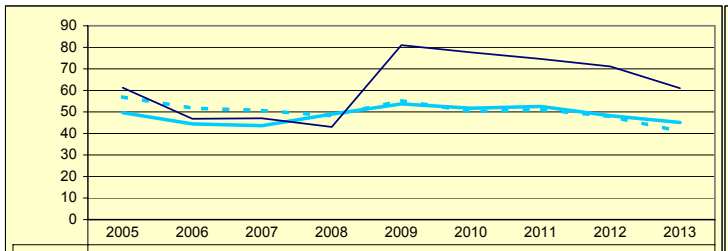

	2005	2006	2007	2008	2009	2010	2011	2012	2013
Gipuzkoa	49,65	44,43	43,59	48,96	53,71	51,71	52,52	48,25	45,09
Multzoa	57,01	51,70	50,67	48,21	55,32	50,14	51,11	47,83	40,98
Udala	61,27	46,85	47,03	43,04	81,01	77,67	74,58	71,10	61,01

INBERTSIO GARBIAK, GUZTIRA
INVERSIONES NETAS TOTALES

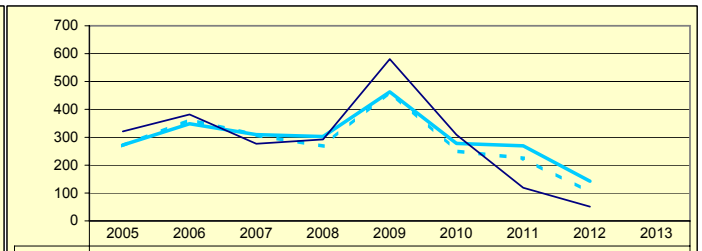

	2005	2006	2007	2008	2009	2010	2011	2012	2013
Gipuzkoa	272,34	348,41	309,34	302,50	462,68	277,65	269,39	142,22	
Multzoa	269,37	363,05	307,91	268,18	463,85	250,48	224,39	102,33	
Udala	321,22	381,69	276,78	292,21	580,64	308,96	118,90	50,98	

ORDENANTZAK
ORDENANZAS

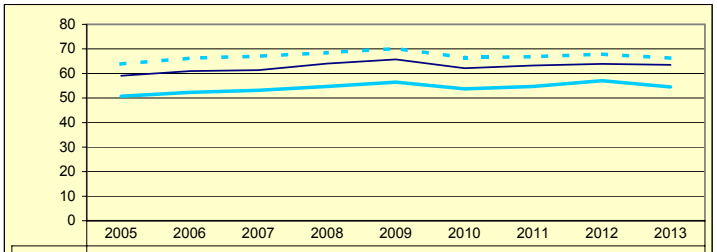

	2005	2006	2007	2008	2009	2010	2011	2012	2013
Gipuzkoa	50,71	52,30	53,14	54,67	56,48	53,72	54,67	57,06	54,50
Multzoa	63,83	66,27	67,02	68,45	70,18	66,43	66,82	67,90	66,23
Udala	59,08	60,95	61,38	64,02	65,71	62,14	63,25	63,88	63,51

ZERGA AHALMENA
CAPACIDAD FISCAL

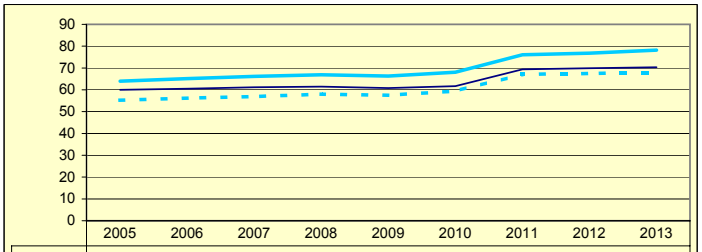

	2005	2006	2007	2008	2009	2010	2011	2012	2013
Gipuzkoa	63,97	65,12	66,14	66,92	66,29	68,08	76,07	76,80	78,21
Multzoa	55,23	56,15	56,89	58,03	57,52	59,42	67,08	67,48	67,93
Udala	59,98	60,52	61,19	61,44	60,81	61,66	69,38	69,88	70,37

Udala — Multzoa — Gipuzkoa

ZUMARRAGA

Biztanleak: 10.094 habitantes

	2005	2006	2007	2008	2009	2010	2011	2012	2013	
AU GORD	24,19	38,51	19,21	1,87	1,44	13,97	9,42	16,23		AHO BRU
LEG ZOR	8,16	6,00	7,25	7,27	5,73	2,50	2,07	3,35	3,36	NIV END
AU GARB	16,03	32,51	11,96	-5,40	-4,29	11,46	7,36	12,88		AHO NET
ZOR MUG	66,27	84,42	62,24	0,00	0,00	82,08	78,08	79,35	80,74	MAR END
ZOR BIZ	25,55	13,47	21,17	17,04	13,62	13,87	11,83	24,49	23,34	DEU VIV
LANGILE	27,64	23,46	29,34	39,78	34,46	29,89	32,83	28,00		PERSONA
AZPIKON	20,47	16,07	20,59	22,33	24,60	25,05	26,57	25,24		SUBCONT
DIRULAG	7,04	5,64	7,76	8,07	10,27	7,18	6,68	6,02		SUBVENC
FUNTZIO	68,76	55,83	73,03	90,06	88,29	78,86	83,90	77,75		FUNCION
INB G L	39,05	259,60	162,19	160,40	7,48	285,93	207,22	249,98		INV N A
INB G G	29,85	269,53	276,37	233,99	329,54	491,20	434,34	323,92		INV N T
INB M L	3,43	20,42	11,07	11,17	0,50	18,51	13,60	18,38		N INV A
INB M G	2,62	21,20	18,87	16,30	22,14	31,79	28,50	23,81		N INV T
K T MEN	-30,84	3,68	41,31	31,45	97,73	41,79	52,29	22,83		DEP T K
MAI MEN	0,00	0,00	0,00	32,81	42,00	0,00	0,00	50,27		DEP PRE
PRE FIS	450,25	510,79	432,89	360,94	395,54	423,48	474,27	481,06		PRE FIS
ORDENAN	53,78	54,58	55,71	57,12	60,41	57,34	59,62	60,83	59,01	ORDENAN
Z AHALM	48,00	48,48	51,82	52,68	52,49	53,64	62,43	63,30	63,46	CAP FIS
T A MEN	56,00	45,71	58,05	60,55	55,62	57,26	52,72	52,52		DEP T C
APART S	6,75	6,45	10,62	6,21	8,42	8,72	5,59	7,01		ING EXT
KOB MAI	97,66	98,01	98,47	97,01	95,04	98,44	97,78	97,05	97,18	NIV COB
GODG	37,17	45,20	52,32	41,42	40,47	28,29	14,17	20,79		RTGG
LIKIDEZ	23,96	16,46	34,32	33,38	56,30	38,05	27,31	42,51		LIQUIDE

AURREZKI GARBIA
AHORRO NETO

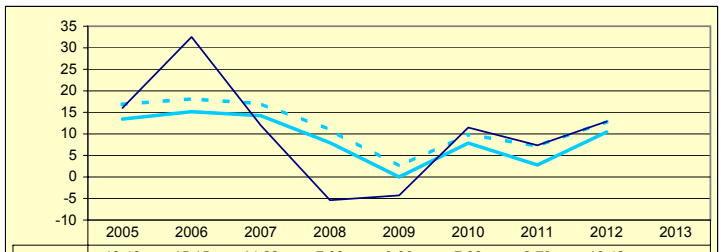

	2005	2006	2007	2008	2009	2010	2011	2012	2013
Gipuzkoa	13,43	15,15	14,22	7,93	0,00	7,88	2,79	10,42	
Multzoa	16,87	18,12	17,01	10,97	2,49	9,90	7,13	12,88	
Udala	16,03	32,51	11,96	-5,40	-4,29	11,46	7,36	12,88	

LEGEZKO ZORPETZE-MAILA
NIVEL DE ENDEUDAMIENTO LEGAL

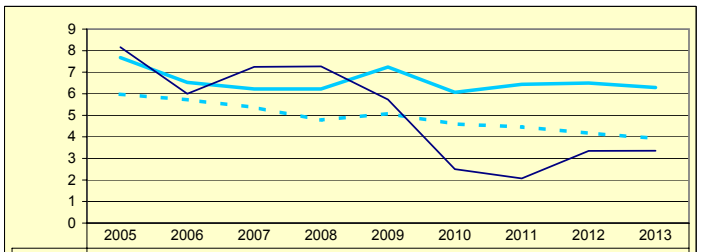

	2005	2006	2007	2008	2009	2010	2011	2012	2013
Gipuzkoa	7,68	6,53	6,22	6,22	7,24	6,07	6,44	6,50	6,29
Multzoa	5,98	5,72	5,37	4,78	5,08	4,60	4,46	4,17	3,93
Udala	8,16	6,00	7,25	7,27	5,73	2,50	2,07	3,35	3,36

ZOR BIZIA
DEUDA VIVA

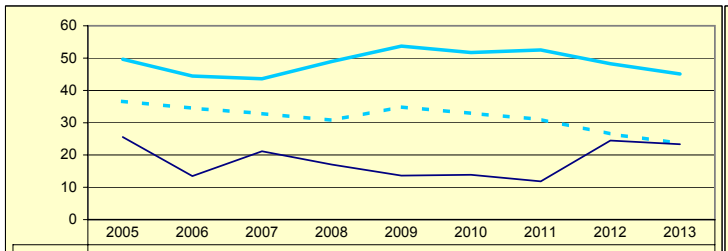

	2005	2006	2007	2008	2009	2010	2011	2012	2013
Gipuzkoa	49,65	44,43	43,59	48,96	53,71	51,71	52,52	48,25	45,09
Multzoa	36,63	34,48	32,86	30,76	34,89	32,88	31,01	26,49	23,65
Udala	25,55	13,47	21,17	17,04	13,62	13,87	11,83	24,49	23,34

INBERTSIO GARBIAK, GUZTIRA
INVERSIONES NETAS TOTALES

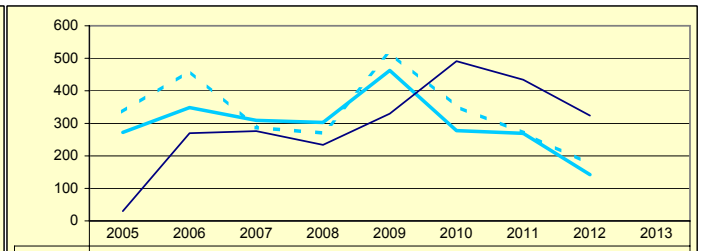

	2005	2006	2007	2008	2009	2010	2011	2012	2013
Gipuzkoa	272,34	348,41	309,34	302,50	462,68	277,65	269,39	142,22	
Multzoa	335,80	461,57	287,20	270,43	517,42	351,92	270,62	174,23	
Udala	29,85	269,53	276,37	233,99	329,54	491,20	434,34	323,92	

ORDENANTZAK
ORDENANZAS

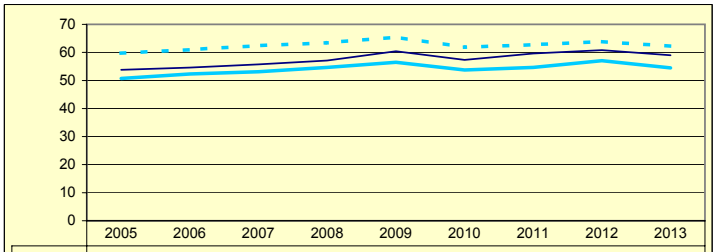

	2005	2006	2007	2008	2009	2010	2011	2012	2013
Gipuzkoa	50,71	52,30	53,14	54,67	56,48	53,72	54,67	57,06	54,50
Multzoa	59,75	60,96	62,41	63,44	65,46	61,86	62,77	63,85	62,25
Udala	53,78	54,58	55,71	57,12	60,41	57,34	59,62	60,83	59,01

ZERGA AHALMENA
CAPACIDAD FISCAL

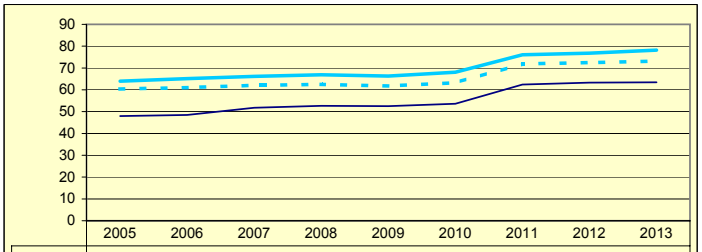

	2005	2006	2007	2008	2009	2010	2011	2012	2013
Gipuzkoa	63,97	65,12	66,14	66,92	66,29	68,08	76,07	76,80	78,21
Multzoa	60,34	61,02	62,08	62,49	61,76	63,25	71,87	72,49	73,18
Udala	48,00	48,48	51,82	52,68	52,49	53,64	62,43	63,30	63,46

Udala — Multzoa — Gipuzkoa

ZUMAIA

Biztanleak: 9.626 habitantes

	2005	2006	2007	2008	2009	2010	2011	2012	2013	
AU GORD	32,28	33,15	30,21	18,52	2,71	5,87	8,90	11,42		AHO BRU
LEG ZOR	2,57	2,40	1,50	0,80	0,60	0,09	0,00	9,38	8,40	NIV END
AU GARB	29,70	30,74	28,70	17,71	2,10	5,79	8,90	2,04		AHO NET
ZOR MUG	92,01	92,75	95,02	95,65	77,74	98,53	100,00	17,87	21,51	MAR END
ZOR BIZ	5,69	3,02	1,40	0,64	0,10	0,00	14,22	37,12	27,93	DEU VIV
LANGILE	18,24	17,10	16,01	18,65	23,21	24,21	23,49	22,24		PERSONA
AZPIKON	18,69	18,69	20,55	26,58	33,45	29,59	31,37	32,25		SUBCONT
DIRULAG	8,08	7,90	7,02	7,99	7,97	7,77	7,25	6,53		SUBVENC
FUNTZIO	59,63	58,94	62,77	73,49	89,32	86,36	83,85	82,05		FUNCION
INB G L	180,12	331,18	213,39	339,84	281,68	226,35	294,81	91,23		INV N A
INB G G	258,90	367,73	382,89	343,42	487,83	441,29	311,88	97,23		INV N T
INB M L	16,39	26,17	16,04	23,97	16,94	13,35	20,14	7,03		N INV A
INB M G	23,55	29,06	28,77	24,22	29,34	26,04	21,30	7,49		N INV T
K T MEN	30,42	9,93	44,27	1,04	42,26	48,71	5,47	6,17		DEP T K
MAI MEN	0,00	0,00	0,00	0,00	0,00	0,00	0,00	34,14		DEP PRE
PRE FIS	526,13	544,55	536,48	533,15	524,25	564,52	586,88	570,21		PRE FIS
ORDENAN	59,96	61,55	62,78	63,77	65,63	61,92	62,67	62,24	62,98	ORDENAN
Z AHALM	57,57	58,60	60,81	61,37	60,68	62,01	70,41	71,34	72,66	CAP FIS
T A MEN	52,35	53,18	54,99	53,85	52,88	53,35	51,10	52,46		DEP T C
APART S	10,43	9,63	8,95	6,20	3,91	8,54	7,14	4,04		ING EXT
KOB MAI	95,55	93,81	97,41	96,26	100,00	96,82	95,93	94,82	95,23	NIV COB
GODG	58,88	60,08	72,90	61,93	39,89	21,72	2,98	11,93		RTGG
LIKIDEZ	30,07	37,39	37,87	46,47	48,61	26,13	13,81	12,06		LIQUIDE

AURREZKI GARBIA
AHORRO NETO

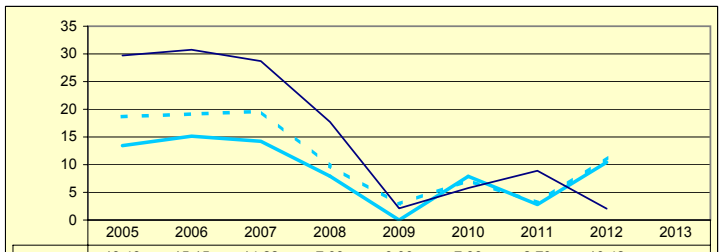

	2005	2006	2007	2008	2009	2010	2011	2012	2013
Gipuzkoa	13,43	15,15	14,22	7,93	0,00	7,88	2,79	10,42	
Multzoa	18,67	19,12	19,62	9,78	2,90	7,14	3,14	11,28	
Udala	29,70	30,74	28,70	17,71	2,10	5,79	8,90	2,04	

LEGEZKO ZORPETZE-MAILA
NIVEL DE ENDEUDAMIENTO LEGAL

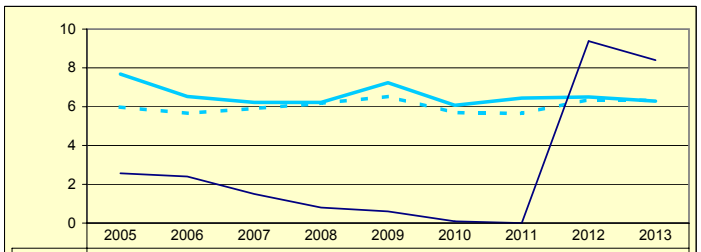

	2005	2006	2007	2008	2009	2010	2011	2012	2013
Gipuzkoa	7,68	6,53	6,22	6,22	7,24	6,07	6,44	6,50	6,29
Multzoa	5,98	5,66	5,91	6,17	6,53	5,69	5,65	6,37	6,32
Udala	2,57	2,40	1,50	0,80	0,60	0,09	0,00	9,38	8,40

ZOR BIZIA
DEUDA VIVA

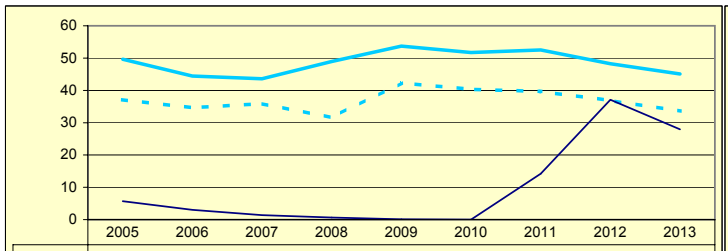

	2005	2006	2007	2008	2009	2010	2011	2012	2013
Gipuzkoa	49,65	44,43	43,59	48,96	53,71	51,71	52,52	48,25	45,09
Multzoa	37,10	34,64	35,92	31,55	42,30	40,35	39,67	36,84	33,60
Udala	5,69	3,02	1,40	0,64	0,10	0,00	14,22	37,12	27,93

INBERTSIO GARBIAK, GUZTIRA
INVERSIONES NETAS TOTALES

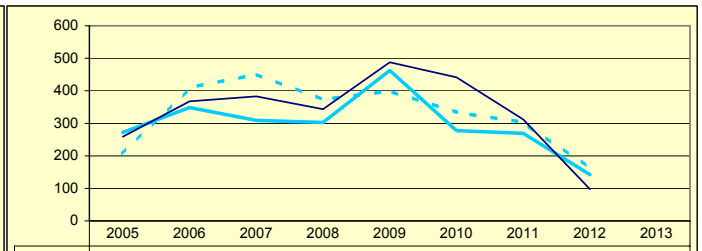

	2005	2006	2007	2008	2009	2010	2011	2012	2013
Gipuzkoa	272,34	348,41	309,34	302,50	462,68	277,65	269,39	142,22	
Multzoa	205,85	409,61	451,00	372,39	399,89	333,71	303,36	161,49	
Udala	258,90	367,73	382,89	343,42	487,83	441,29	311,88	97,23	

ORDENANTZAK
ORDENANZAS

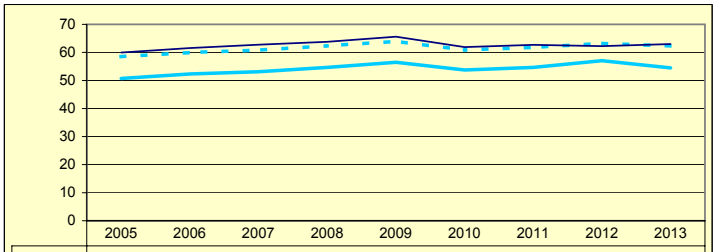

	2005	2006	2007	2008	2009	2010	2011	2012	2013
Gipuzkoa	50,71	52,30	53,14	54,67	56,48	53,72	54,67	57,06	54,50
Multzoa	58,49	59,96	60,84	62,33	63,95	60,89	61,77	63,20	62,30
Udala	59,96	61,55	62,78	63,77	65,63	61,92	62,67	62,24	62,98

ZERGA AHALMENA
CAPACIDAD FISCAL

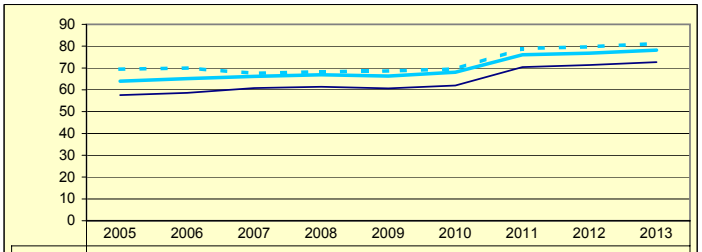

	2005	2006	2007	2008	2009	2010	2011	2012	2013
Gipuzkoa	63,97	65,12	66,14	66,92	66,29	68,08	76,07	76,80	78,21
Multzoa	69,45	70,01	67,55	68,27	68,62	69,53	78,93	79,76	81,18
Udala	57,57	58,60	60,81	61,37	60,68	62,01	70,41	71,34	72,66

Udala — Multzoa — Gipuzkoa

MENDARO

Biztanleak: 1.981 habitantes

	2005	2006	2007	2008	2009	2010	2011	2012	2013	
AU GORD	35,50	31,71	32,53	27,51	20,14	27,97	22,82	27,35		AHO BRU
LEG ZOR	14,11	15,46	13,70	13,76	12,98	6,92	7,21	7,02	6,80	NIV END
AU GARB	21,39	16,25	18,83	13,75	7,16	21,05	15,62	20,33		AHO NET
ZOR MUG	60,24	51,25	57,89	49,98	35,55	75,26	68,43	74,34	73,48	MAR END
ZOR BIZ	121,35	117,67	96,86	84,55	55,60	44,77	39,50	31,49	24,79	DEU VIV
LANGILE	22,23	23,12	19,75	20,21	23,52	20,35	21,47	22,10		PERSONA
AZPIKON	16,93	18,39	22,48	26,30	31,72	31,48	33,27	30,72		SUBCONT
DIRULAG	4,48	2,59	2,82	4,05	4,11	3,20	2,47	2,25		SUBVENC
FUNTZIO	60,00	65,68	64,66	68,44	75,74	68,84	74,71	70,40		FUNCION
INB G L	422,29	225,46	99,70	43,95	393,60	56,14	99,97	195,23		INV N A
INB G G	1.128,73	256,67	128,31	72,13	646,97	163,93	133,42	369,93		INV N T
INB M L	18,05	21,08	9,37	4,27	24,39	5,15	9,16	15,16		N INV A
INB M G	48,26	24,00	12,06	7,00	40,09	15,03	12,22	28,73		N INV T
K T MEN	62,58	12,15	22,30	39,07	39,16	65,75	25,07	47,22		DEP T K
MAI MEN	0,00	0,00	0,00	97,95	19,48	0,00	0,00	0,00		DEP PRE
PRE FIS	485,26	454,85	423,71	418,71	380,23	382,77	382,18	385,10		PRE FIS
ORDENAN	52,38	58,26	58,70	60,23	60,77	57,42	57,62	57,90	55,96	ORDENAN
Z AHALM	37,03	42,30	44,22	43,96	42,54	44,69	61,56	62,39	67,51	CAP FIS
T A MEN	50,54	55,40	61,94	60,98	61,73	65,20	63,20	63,24		DEP T C
APART S	23,16	13,67	6,85	7,59	5,09	2,89	3,83	4,28		ING EXT
KOB MAI	88,55	90,00	87,86	90,46	91,57	91,28	93,23	92,45	91,83	NIV COB
GODG	12,59	11,18	22,82	39,26	21,59	32,54	35,66	31,40		RTGG
LIKIDEZ	0,00	0,00	11,87	21,31	35,04	0,00	0,00	0,00		LIQUIDE

AURREZKI GARBIA
AHORRO NETO

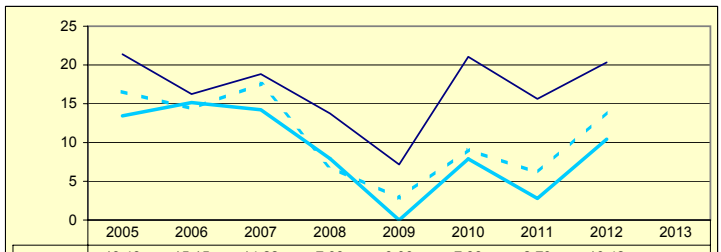

	2005	2006	2007	2008	2009	2010	2011	2012	2013
Gipuzkoa	13,43	15,15	14,22	7,93	0,00	7,88	2,79	10,42	
Multzoa	16,56	14,36	17,56	6,83	2,83	9,08	6,08	13,93	
Udala	21,39	16,25	18,83	13,75	7,16	21,05	15,62	20,33	

LEGEZKO ZORPETZE-MAILA
NIVEL DE ENDEUDAMIENTO LEGAL

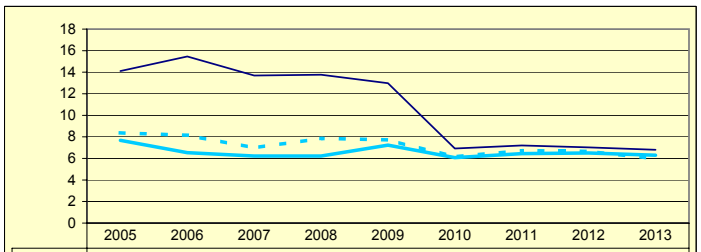

	2005	2006	2007	2008	2009	2010	2011	2012	2013
Gipuzkoa	7,68	6,53	6,22	6,22	7,24	6,07	6,44	6,50	6,29
Multzoa	8,38	8,15	6,98	7,86	7,72	6,15	6,73	6,65	5,97
Udala	14,11	15,46	13,70	13,76	12,98	6,92	7,21	7,02	6,80

ZOR BIZIA
DEUDA VIVA

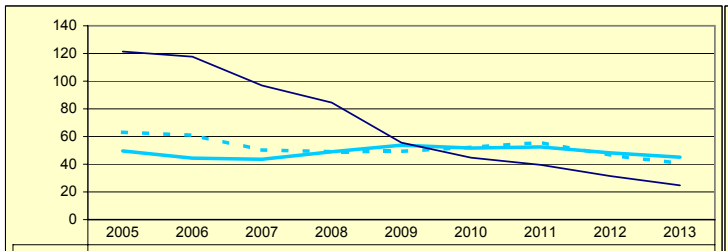

	2005	2006	2007	2008	2009	2010	2011	2012	2013
Gipuzkoa	49,65	44,43	43,59	48,96	53,71	51,71	52,52	48,25	45,09
Multzoa	63,12	60,90	50,27	49,14	49,27	52,27	55,68	46,53	40,64
Udala	121,35	117,67	96,86	84,55	55,60	44,77	39,50	31,49	24,79

INBERTSIO GARBIAK, GUZTIRA
INVERSIONES NETAS TOTALES

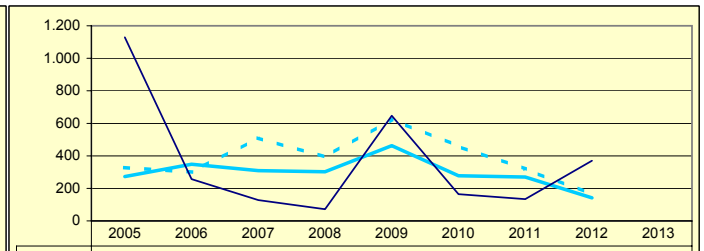

	2005	2006	2007	2008	2009	2010	2011	2012	2013
Gipuzkoa	272,34	348,41	309,34	302,50	462,68	277,65	269,39	142,22	
Multzoa	327,69	300,32	510,07	393,05	624,98	459,14	318,97	164,37	
Udala	1.128,73	256,67	128,31	72,13	646,97	163,93	133,42	369,93	

ORDENANTZAK
ORDENANZAS

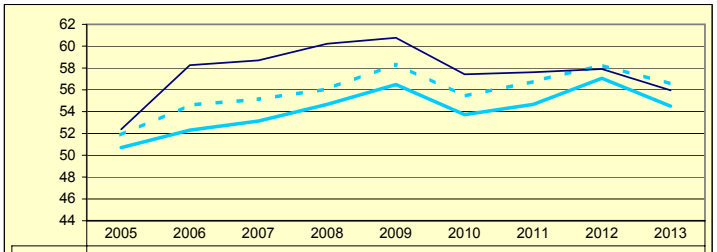

	2005	2006	2007	2008	2009	2010	2011	2012	2013
Gipuzkoa	50,71	52,30	53,14	54,67	56,48	53,72	54,67	57,06	54,50
Multzoa	51,86	54,60	55,14	56,08	58,34	55,43	56,76	58,26	56,54
Udala	52,38	58,26	58,70	60,23	60,77	57,42	57,62	57,90	55,96

ZERGA AHALMENA
CAPACIDAD FISCAL

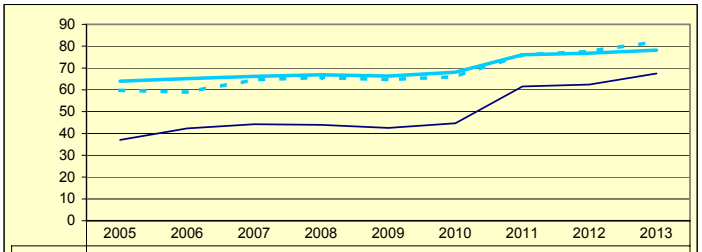

	2005	2006	2007	2008	2009	2010	2011	2012	2013
Gipuzkoa	63,97	65,12	66,14	66,92	66,29	68,08	76,07	76,80	78,21
Multzoa	59,80	59,00	64,59	65,67	64,73	66,04	75,98	77,60	82,08
Udala	37,03	42,30	44,22	43,96	42,54	44,69	61,56	62,39	67,51

Udala — Multzoa — Gipuzkoa

LASARTE-ORIA

Biztanleak: 18.024 habitantes

	2005	2006	2007	2008	2009	2010	2011	2012	2013	
AU GORD	21,83	26,51	21,20	7,84	2,57	11,43	4,66	11,88		AHO BRU
LEG ZOR	5,28	4,58	4,91	5,18	5,10	4,21	3,71	3,09	2,96	NIV END
AU GARB	16,54	21,93	16,28	2,65	-2,54	7,22	0,95	8,79		AHO NET
ZOR MUG	75,78	82,71	76,81	33,86	0,00	63,19	20,35	73,98	69,81	MAR END
ZOR BIZ	47,65	38,43	36,65	33,59	31,11	23,68	23,85	19,62	16,72	DEU VIV
LANGILE	31,65	28,01	29,39	33,98	36,00	32,88	33,52	31,56		PERSONA
AZPIKON	23,42	23,59	25,54	29,25	36,61	34,97	38,45	34,78		SUBCONT
DIRULAG	5,33	5,11	5,77	6,08	5,76	3,92	2,93	2,69		SUBVENC
FUNTZIO	72,83	68,36	73,04	86,09	91,67	84,65	92,41	85,43		FUNCION
INB G L	132,22	392,98	352,83	270,21	-109,50	-42,11	174,80	25,60		INV N A
INB G G	208,85	475,65	376,25	316,92	112,68	206,49	259,38	83,31		INV N T
INB M L	12,72	28,00	22,87	17,73	-6,55	-2,53	11,60	2,08		N INV A
INB M G	20,09	33,90	24,39	20,79	6,74	12,40	17,21	6,78		N INV T
K T MEN	36,69	17,37	6,22	14,74	197,17	120,39	32,61	69,28		DEP T K
MAI MEN	0,00	0,00	63,83	0,00	121,92	0,00	0,00	0,00		DEP PRE
PRE FIS	364,76	447,55	417,88	435,50	445,47	523,49	458,76	480,89		PRE FIS
ORDENAN	55,77	56,35	58,11	59,71	61,30	57,56	58,37	58,71	57,17	ORDENAN
Z AHALM	55,36	56,22	57,25	57,75	56,85	60,72	67,01	68,38	68,55	CAP FIS
T A MEN	59,26	55,49	59,00	59,35	56,97	55,15	55,23	55,19		DEP T C
APART S	3,73	5,29	5,63	4,12	2,81	8,03	1,59	3,69		ING EXT
KOB MAI	98,83	98,79	97,89	98,43	97,84	98,50	97,22	80,55	96,32	NIV COB
GODG	23,89	8,88	19,34	-0,96	17,84	23,65	5,00	10,84		RTGG
LIKIDEZ	30,35	12,09	4,32	10,65	13,21	21,24	19,12	35,82		LIQUIDE

AURREZKI GARBIA
AHORRO NETO

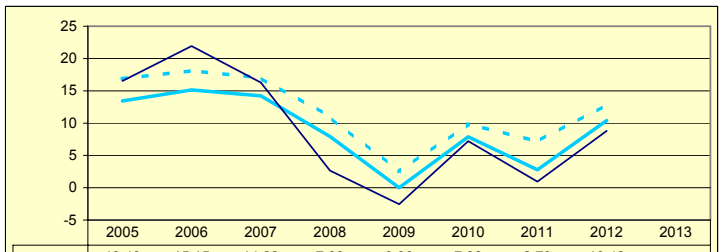

	2005	2006	2007	2008	2009	2010	2011	2012	2013
Gipuzkoa	13,43	15,15	14,22	7,93	0,00	7,88	2,79	10,42	
Multzoa	16,87	18,12	17,01	10,97	2,49	9,90	7,13	12,88	
Udala	16,54	21,93	16,28	2,65	-2,54	7,22	0,95	8,79	

LEGEZKO ZORPETZE-MAILA
NIVEL DE ENDEUDAMIENTO LEGAL

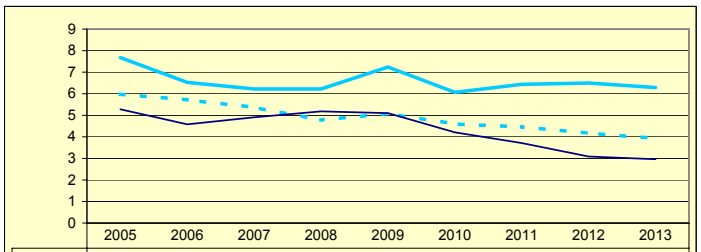

	2005	2006	2007	2008	2009	2010	2011	2012	2013
Gipuzkoa	7,68	6,53	6,22	6,22	7,24	6,07	6,44	6,50	6,29
Multzoa	5,98	5,72	5,37	4,78	5,08	4,60	4,46	4,17	3,93
Udala	5,28	4,58	4,91	5,18	5,10	4,21	3,71	3,09	2,96

ZOR BIZIA
DEUDA VIVA

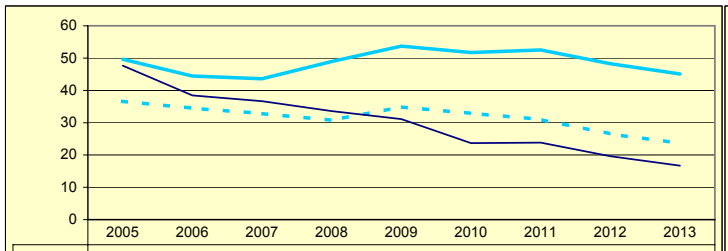

	2005	2006	2007	2008	2009	2010	2011	2012	2013
Gipuzkoa	49,65	44,43	43,59	48,96	53,71	51,71	52,52	48,25	45,09
Multzoa	36,63	34,48	32,86	30,76	34,89	32,88	31,01	26,49	23,65
Udala	47,65	38,43	36,65	33,59	31,11	23,68	23,85	19,62	16,72

INBERTSIO GARBIAK, GUZTIRA
INVERSIONES NETAS TOTALES

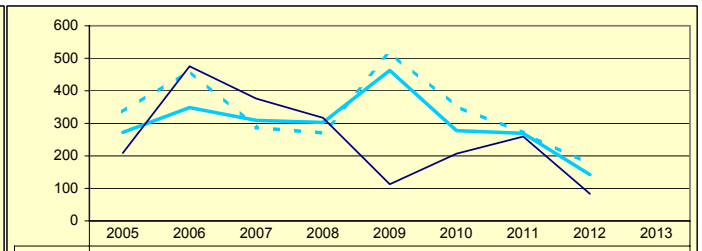

	2005	2006	2007	2008	2009	2010	2011	2012	2013
Gipuzkoa	272,34	348,41	309,34	302,50	462,68	277,65	269,39	142,22	
Multzoa	335,80	461,57	287,20	270,43	517,42	351,92	270,62	174,23	
Udala	208,85	475,65	376,25	316,92	112,68	206,49	259,38	83,31	

ORDENANTZAK
ORDENANZAS

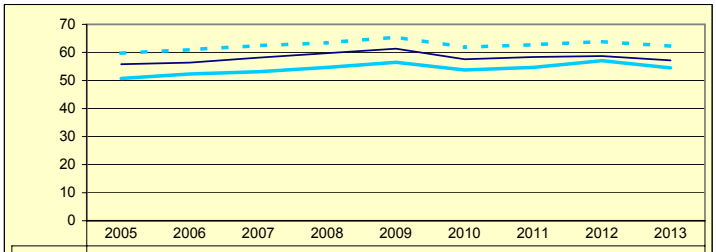

	2005	2006	2007	2008	2009	2010	2011	2012	2013
Gipuzkoa	50,71	52,30	53,14	54,67	56,48	53,72	54,67	57,06	54,50
Multzoa	59,75	60,96	62,41	63,44	65,46	61,86	62,77	63,85	62,25
Udala	55,77	56,35	58,11	59,71	61,30	57,56	58,37	58,71	57,17

ZERGA AHALMENA
CAPACIDAD FISCAL

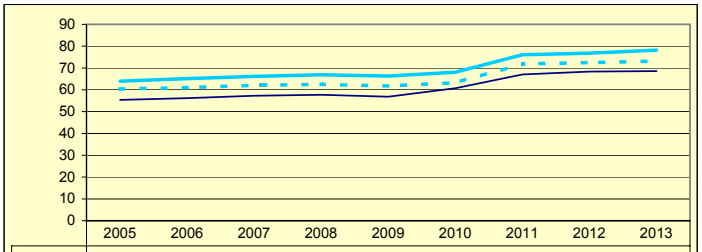

	2005	2006	2007	2008	2009	2010	2011	2012	2013
Gipuzkoa	63,97	65,12	66,14	66,92	66,29	68,08	76,07	76,80	78,21
Multzoa	60,34	61,02	62,08	62,49	61,76	63,25	71,87	72,49	73,18
Udala	55,36	56,22	57,25	57,75	56,85	60,72	67,01	68,38	68,55

Udala — Multzoa — Gipuzkoa

ASTIGARRAGA

Biztanleak: 5.304 habitantes

	2005	2006	2007	2008	2009	2010	2011	2012	2013	
AU GORD	26,48	16,50	9,21	11,86	-0,42	20,11	8,53	22,69		AHO BRU
LEG ZOR	9,63	8,15	7,97	8,11	7,85	5,75	3,70	3,46	3,39	NIV END
AU GARB	16,84	8,34	1,24	3,75	-8,27	14,35	4,83	19,23		AHO NET
ZOR MUG	63,62	50,58	13,42	31,62	0,00	71,38	56,64	84,75	71,33	MAR END
ZOR BIZ	49,66	45,47	38,16	36,72	35,17	27,40	20,76	16,32	14,03	DEU VIV
LANGILE	20,51	22,79	24,64	26,75	32,81	27,44	26,50	23,91		PERSONA
AZPIKON	20,42	28,26	30,43	27,50	28,22	22,41	32,80	22,41		SUBCONT
DIRULAG	8,36	5,00	5,92	6,21	7,63	7,87	8,56	8,87		SUBVENC
FUNTZIO	65,15	78,48	84,88	81,93	92,79	72,02	82,90	68,43		FUNCION
INB G L	32,03	143,53	354,62	17,02	-57,73	-114,87	-197,28	83,59		INV N A
INB G G	87,16	334,11	445,44	66,80	180,81	114,25	-156,44	174,92		INV N T
INB M L	1,97	8,67	21,12	1,14	-3,52	-7,48	-13,00	6,82		N INV A
INB M G	5,37	20,19	26,53	4,47	11,02	7,44	-10,31	14,26		N INV T
K T MEN	63,24	57,04	20,39	74,41	131,85	200,54	-26,11	49,28		DEP T K
MAI MEN	0,00	0,00	26,60	0,00	0,00	32,59	0,00	0,00		DEP PRE
PRE FIS	709,98	574,43	572,27	656,17	560,00	712,79	710,15	578,07		PRE FIS
ORDENAN	53,34	54,95	56,77	57,88	58,59	55,19	55,82	56,91	55,29	ORDENAN
Z AHALM	91,16	91,33	89,98	92,40	92,15	93,35	105,52	102,69	102,94	CAP FIS
T A MEN	43,71	51,14	51,12	48,02	45,93	43,22	39,81	40,40		DEP T C
APART S	23,26	11,18	10,08	13,97	9,55	16,77	17,96	16,88		ING EXT
KOB MAI	98,37	97,74	97,46	94,19	96,00	95,47	95,57	91,16	90,24	NIV COB
GODG	13,69	7,20	1,80	4,49	-0,26	14,10	21,80	15,88		RTGG
LIKIDEZ	12,60	18,57	13,32	4,49	5,43	15,06	20,87	83,04		LIQUIDE

AURREZKI GARBIA
AHORRO NETO

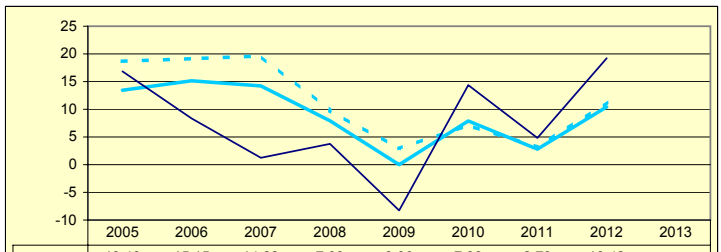

	2005	2006	2007	2008	2009	2010	2011	2012	2013
Gipuzkoa	13,43	15,15	14,22	7,93	0,00	7,88	2,79	10,42	
Multzoa	18,67	19,12	19,62	9,78	2,90	7,14	3,14	11,28	
Udala	16,84	8,34	1,24	3,75	-8,27	14,35	4,83	19,23	

LEGEZKO ZORPETZE-MAILA
NIVEL DE ENDEUDAMIENTO LEGAL

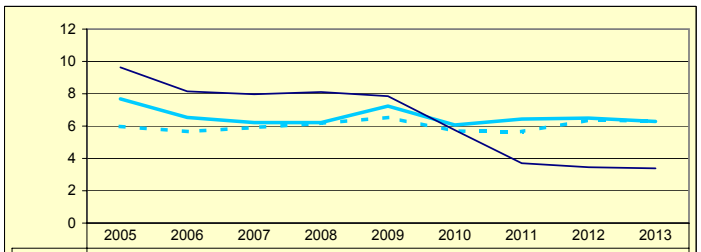

	2005	2006	2007	2008	2009	2010	2011	2012	2013
Gipuzkoa	7,68	6,53	6,22	6,22	7,24	6,07	6,44	6,50	6,29
Multzoa	5,98	5,66	5,91	6,17	6,53	5,69	5,65	6,37	6,32
Udala	9,63	8,15	7,97	8,11	7,85	5,75	3,70	3,46	3,39

ZOR BIZIA
DEUDA VIVA

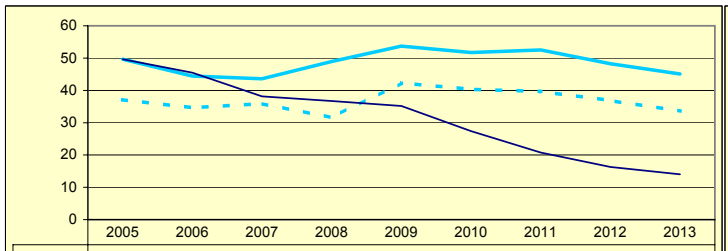

	2005	2006	2007	2008	2009	2010	2011	2012	2013
Gipuzkoa	49,65	44,43	43,59	48,96	53,71	51,71	52,52	48,25	45,09
Multzoa	37,10	34,64	35,92	31,55	42,30	40,35	39,67	36,84	33,60
Udala	49,66	45,47	38,16	36,72	35,17	27,40	20,76	16,32	14,03

INBERTSIO GARBIAK, GUZTIRA
INVERSIONES NETAS TOTALES

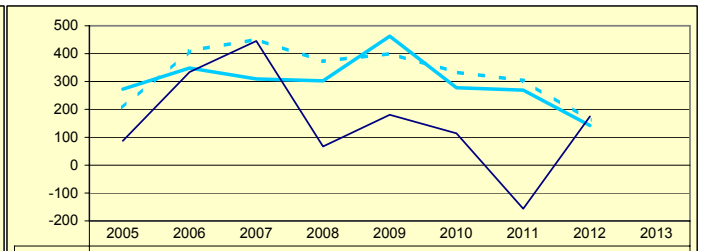

	2005	2006	2007	2008	2009	2010	2011	2012	2013
Gipuzkoa	272,34	348,41	309,34	302,50	462,68	277,65	269,39	142,22	
Multzoa	205,85	409,61	451,00	372,39	399,89	333,71	303,36	161,49	
Udala	87,16	334,11	445,44	66,80	180,81	114,25	-156,44	174,92	

ORDENANTZAK
ORDENANZAS

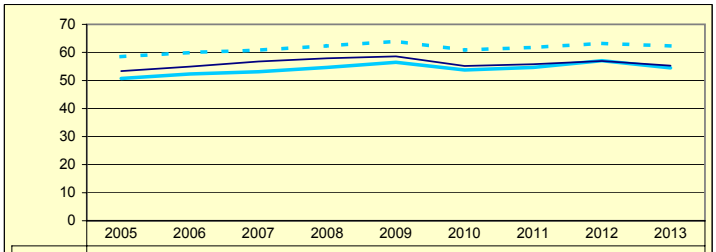

	2005	2006	2007	2008	2009	2010	2011	2012	2013
Gipuzkoa	50,71	52,30	53,14	54,67	56,48	53,72	54,67	57,06	54,50
Multzoa	58,49	59,96	60,84	62,33	63,95	60,89	61,77	63,20	62,30
Udala	53,34	54,95	56,77	57,88	58,59	55,19	55,82	56,91	55,29

ZERGA AHALMENA
CAPACIDAD FISCAL

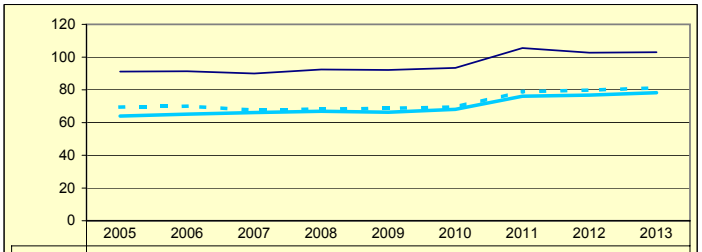

	2005	2006	2007	2008	2009	2010	2011	2012	2013
Gipuzkoa	63,97	65,12	66,14	66,92	66,29	68,08	76,07	76,80	78,21
Multzoa	69,45	70,01	67,55	68,27	68,62	69,53	78,93	79,76	81,18
Udala	91,16	91,33	89,98	92,40	92,15	93,35	105,52	102,69	102,94

Udala — Multzoa — Gipuzkoa

BALIARRAIN

Biztanleak: 131 habitantes

	2005	2006	2007	2008	2009	2010	2011	2012	2013	
AU GORD	20,96	35,72	37,49	41,79	34,87	39,56	17,37	41,70		AHO BRU
LEG ZOR	10,88	9,55	9,70	9,10	8,96	6,99	8,76	7,61	6,73	NIV END
AU GARB	10,08	26,17	27,79	32,69	25,91	32,57	8,62	34,09		AHO NET
ZOR MUG	48,08	73,26	74,13	78,22	74,32	82,34	49,60	81,75	85,27	MAR END
ZOR BIZ	107,23	85,45	75,01	61,51	57,70	42,43	44,53	31,16	21,73	DEU VIV
LANGILE	31,46	26,49	24,59	27,28	32,63	33,98	50,22	31,07		PERSONA
AZPIKON	6,05	7,52	13,69	6,08	4,60	4,59	5,48	4,94		SUBCONT
DIRULAG	14,07	6,16	6,82	5,97	6,80	6,72	6,49	3,89		SUBVENC
FUNTZIO	64,96	58,10	55,70	52,24	58,33	53,72	76,14	54,41		FUNCION
INB G L	-3.198,29	-430,18	5.137,28	89,21	915,90	-5.613,28	5.754,67	665,02		INV N A
INB G G	-2.722,44	1.425,71	6.054,21	152,84	1.446,51	679,10	10.340,98	762,88		INV N T
INB M L	-31,16	-14,04	65,86	4,96	29,79	-246,19	47,72	22,37		N INV A
INB M G	-26,52	46,53	77,61	8,50	47,04	29,78	85,75	25,67		N INV T
K T MEN	-17,47	130,17	15,15	41,63	36,68	926,58	44,35	12,83		DEP T K
MAI MEN	0,00	0,00	0,00	111,85	0,00	0,00	7,93	0,00		DEP PRE
PRE FIS	140,47	326,00	329,38	439,78	236,51	311,38	276,73	167,42		PRE FIS
ORDENAN	39,66	41,86	38,10	43,97	44,75	42,58	43,16	43,70	40,61	ORDENAN
Z AHALM	49,18	50,86	61,83	53,25	45,02	45,13	68,78	71,18	63,52	CAP FIS
T A MEN	84,46	78,57	70,38	72,35	79,16	68,37	75,94	86,83		DEP T C
APART S	0,15	0,11	6,74	5,34	6,41	11,50	2,41	0,86		ING EXT
KOB MAI	77,57	80,08	87,57	76,01	87,95	93,93	84,10	89,09	97,39	NIV COB
GODG	208,23	244,69	45,76	77,08	60,35	328,13	137,07	75,15		RTGG
LIKIDEZ	74,46	46,26	179,02	47,00	80,76	199,61	205,16	60,56		LIQUIDE

AURREZKI GARBIA
AHORRO NETO

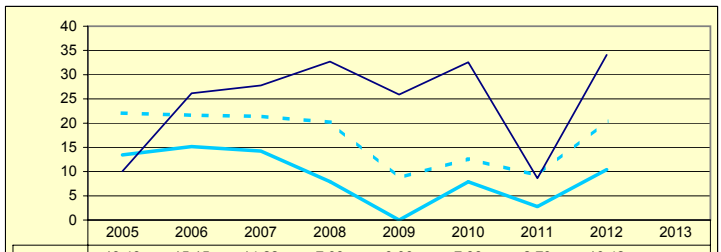

	2005	2006	2007	2008	2009	2010	2011	2012	2013
Gipuzkoa	13,43	15,15	14,22	7,93	0,00	7,88	2,79	10,42	
Multzoa	22,08	21,64	21,40	20,19	8,72	12,63	9,22	20,46	
Udala	10,08	26,17	27,79	32,69	25,91	32,57	8,62	34,09	

LEGEZKO ZORPETZE-MAILA
NIVEL DE ENDEUDAMIENTO LEGAL

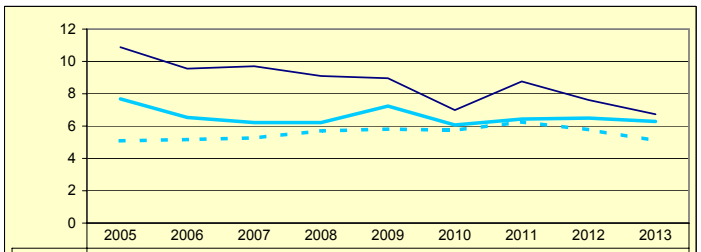

	2005	2006	2007	2008	2009	2010	2011	2012	2013
Gipuzkoa	7,68	6,53	6,22	6,22	7,24	6,07	6,44	6,50	6,29
Multzoa	5,09	5,17	5,27	5,70	5,81	5,74	6,26	5,77	5,11
Udala	10,88	9,55	9,70	9,10	8,96	6,99	8,76	7,61	6,73

ZOR BIZIA
DEUDA VIVA

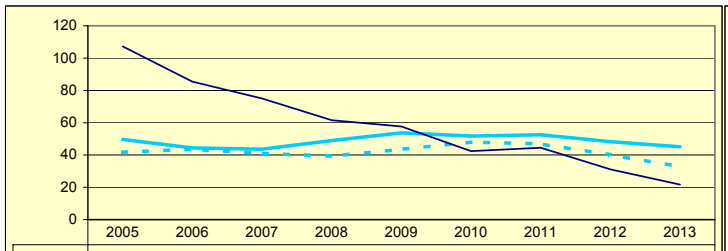

	2005	2006	2007	2008	2009	2010	2011	2012	2013
Gipuzkoa	49,65	44,43	43,59	48,96	53,71	51,71	52,52	48,25	45,09
Multzoa	41,76	43,57	41,02	39,33	43,53	47,93	46,86	40,17	32,83
Udala	107,23	85,45	75,01	61,51	57,70	42,43	44,53	31,16	21,73

INBERTSIO GARBIAK, GUZTIRA
INVERSIONES NETAS TOTALES

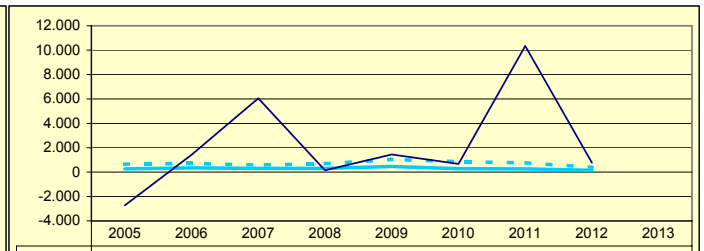

	2005	2006	2007	2008	2009	2010	2011	2012	2013
Gipuzkoa	272,34	348,41	309,34	302,50	462,68	277,65	269,39	142,22	
Multzoa	645,72	714,07	575,01	680,40	1.040,56	858,91	763,52	402,09	
Udala	-2.722,44	1.425,71	6.054,21	152,84	1.446,51	679,10	10.340,98	762,88	

ORDENANTZAK
ORDENANZAS

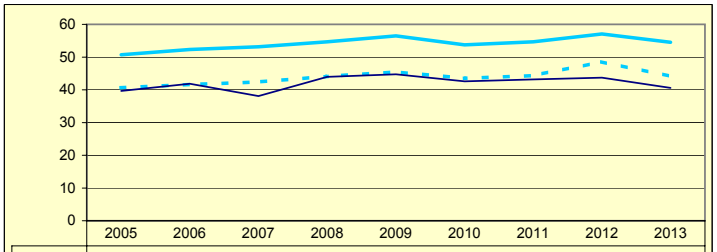

	2005	2006	2007	2008	2009	2010	2011	2012	2013
Gipuzkoa	50,71	52,30	53,14	54,67	56,48	53,72	54,67	57,06	54,50
Multzoa	40,63	41,61	42,40	44,10	45,50	43,50	44,35	48,56	44,12
Udala	39,66	41,86	38,10	43,97	44,75	42,58	43,16	43,70	40,61

ZERGA AHALMENA
CAPACIDAD FISCAL

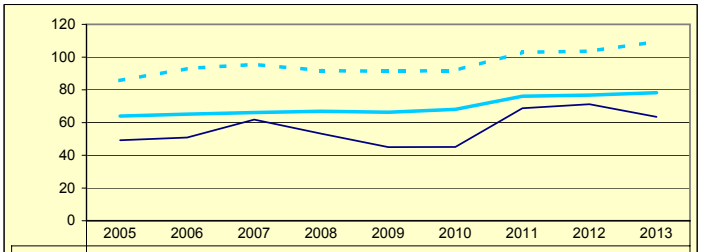

	2005	2006	2007	2008	2009	2010	2011	2012	2013
Gipuzkoa	63,97	65,12	66,14	66,92	66,29	68,08	76,07	76,80	78,21
Multzoa	85,64	93,05	95,58	91,73	91,38	91,85	102,94	103,61	109,57
Udala	49,18	50,86	61,83	53,25	45,02	45,13	68,78	71,18	63,52

Udala — Multzoa — Gipuzkoa

ORENDAIN

Biztanleak: 192 habitantes

	2005	2006	2007	2008	2009	2010	2011	2012	2013	
AU GORD	29,12	18,57	-55,20	-4,42	17,12	23,69	-0,19	-0,12		AHO BRU
LEG ZOR	0,00	0,00	0,00	0,00	0,00	9,31	9,99	9,96	9,30	NIV END
AU GARB	29,12	18,57	-55,20	-4,42	17,12	14,37	-10,18	-10,08		AHO NET
ZOR MUG	100,00	100,00	0,00	0,00	100,00	60,68	0,00	0,00	0,00	MAR END
ZOR BIZ	0,00	0,00	0,00	0,00	0,00	97,97	103,27	100,85	45,46	DEU VIV
LANGILE	24,73	26,15	29,94	20,42	21,36	20,09	30,30	37,04		PERSONA
AZPIKON	7,16	11,44	9,99	9,39	10,48	7,13	10,88	7,89		SUBCONT
DIRULAG	11,35	9,84	7,53	7,27	5,87	8,40	3,07	9,17		SUBVENC
FUNTZIO	59,51	71,57	147,68	97,15	77,01	67,92	97,12	90,96		FUNCION
INB G L	349,16	615,69	-414,35	-43,27	-20,61	759,38	692,68	-835,73		INV N A
INB G G	489,10	1.173,81	1.218,55	738,53	593,24	2.033,76	1.027,85	1.821,92		INV N T
INB M L	21,78	25,61	-11,30	-1,57	-0,95	22,89	25,73	-22,61		N INV A
INB M G	30,51	48,83	33,25	26,81	27,21	61,31	38,18	49,29		N INV T
K T MEN	28,61	47,54	134,00	105,86	103,47	62,66	32,61	145,87		DEP T K
MAI MEN	0,00	0,00	0,00	17,17	0,00	77,23	0,00	0,00		DEP PRE
PRE FIS	225,37	305,84	403,62	393,72	353,20	333,25	384,40	479,35		PRE FIS
ORDENAN	38,89	45,65	45,94	46,26	47,31	45,14	45,60	45,60	42,16	ORDENAN
Z AHALM	61,30	60,94	59,56	58,33	55,54	55,64	64,94	68,83	60,98	CAP FIS
T A MEN	82,62	76,38	69,44	74,81	75,96	74,09	73,45	67,59		DEP T C
APART S	0,73	1,27	2,60	1,95	1,09	2,36	0,55	1,57		ING EXT
KOB MAI	90,14	89,23	90,30	91,79	91,34	92,80	87,49	84,61	91,75	NIV COB
GODG	53,01	53,53	2,20	6,41	21,53	92,76	46,84	43,07		RTGG
LIKIDEZ	34,46	11,38	16,85	6,74	5,30	1,80	0,36	20,04		LIQUIDE

AURREZKI GARBIA
AHORRO NETO

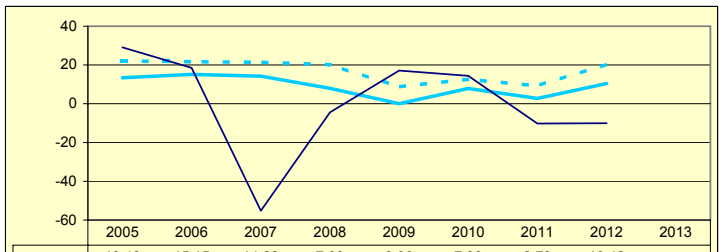

	2005	2006	2007	2008	2009	2010	2011	2012	2013
Gipuzkoa	13,43	15,15	14,22	7,93	0,00	7,88	2,79	10,42	
Multzoa	22,08	21,64	21,40	20,19	8,72	12,63	9,22	20,46	
Udala	29,12	18,57	-55,20	-4,42	17,12	14,37	-10,18	-10,08	

LEGEZKO ZORPETZE-MAILA
NIVEL DE ENDEUDAMIENTO LEGAL

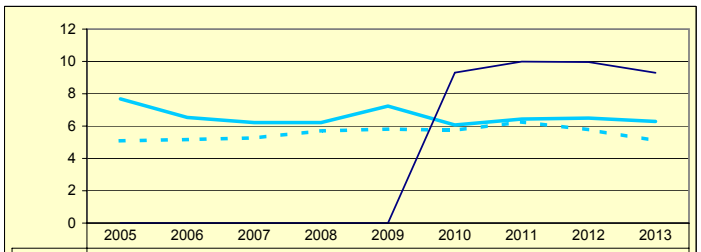

	2005	2006	2007	2008	2009	2010	2011	2012	2013
Gipuzkoa	7,68	6,53	6,22	6,22	7,24	6,07	6,44	6,50	6,29
Multzoa	5,09	5,17	5,27	5,70	5,81	5,74	6,26	5,77	5,11
Udala	0,00	0,00	0,00	0,00	0,00	9,31	9,99	9,96	9,30

ZOR BIZIA
DEUDA VIVA

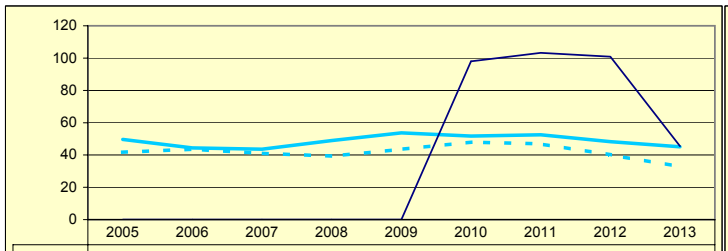

	2005	2006	2007	2008	2009	2010	2011	2012	2013
Gipuzkoa	49,65	44,43	43,59	48,96	53,71	51,71	52,52	48,25	45,09
Multzoa	41,76	43,57	41,02	39,33	43,53	47,93	46,86	40,17	32,83
Udala	0,00	0,00	0,00	0,00	0,00	97,97	103,27	100,85	45,46

INBERTSIO GARBIAK, GUZTIRA
INVERSIONES NETAS TOTALES

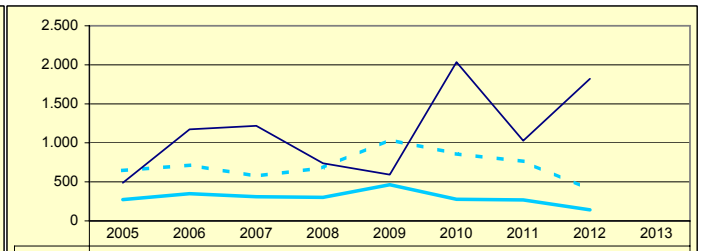

	2005	2006	2007	2008	2009	2010	2011	2012	2013
Gipuzkoa	272,34	348,41	309,34	302,50	462,68	277,65	269,39	142,22	
Multzoa	645,72	714,07	575,01	680,40	1.040,56	858,91	763,52	402,09	
Udala	489,10	1.173,81	1.218,55	738,53	593,24	2.033,76	1.027,85	1.821,92	

ORDENANTZAK
ORDENANZAS

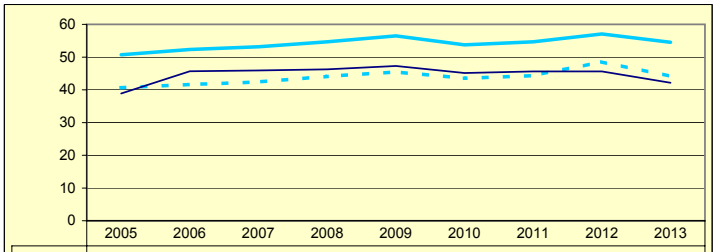

	2005	2006	2007	2008	2009	2010	2011	2012	2013
Gipuzkoa	50,71	52,30	53,14	54,67	56,48	53,72	54,67	57,06	54,50
Multzoa	40,63	41,61	42,40	44,10	45,50	43,50	44,35	48,56	44,12
Udala	38,89	45,65	45,94	46,26	47,31	45,14	45,60	45,60	42,16

ZERGA AHALMENA
CAPACIDAD FISCAL

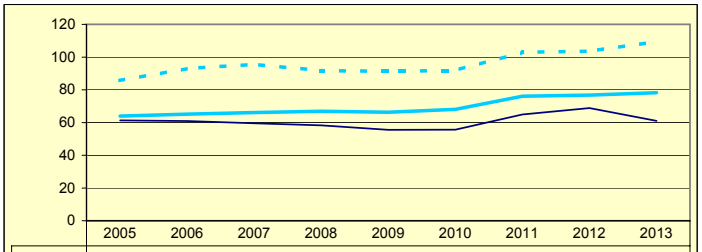

	2005	2006	2007	2008	2009	2010	2011	2012	2013
Gipuzkoa	63,97	65,12	66,14	66,92	66,29	68,08	76,07	76,80	78,21
Multzoa	85,64	93,05	95,58	91,73	91,38	91,85	102,94	103,61	109,57
Udala	61,30	60,94	59,56	58,33	55,54	55,64	64,94	68,83	60,98

Udala — Multzoa — Gipuzkoa

ALTZAGA

Biztanleak: 164 habitantes

	2005	2006	2007	2008	2009	2010	2011	2012	2013	
AU GORD	26,77	34,74	40,68	30,54	12,48	22,50	-6,96	17,38		AHO BRU
LEG ZOR	6,32	5,44	4,90	5,44	6,35	5,29	6,53	6,10	0,00	NIV END
AU GARB	20,44	29,30	35,78	25,10	6,13	17,21	-13,48	11,28		AHO NET
ZOR MUG	76,35	84,33	87,96	82,19	49,11	76,50	0,00	64,90	100,00	MAR END
ZOR BIZ	40,72	30,08	22,15	19,66	18,07	10,47	6,48	0,00	0,00	DEU VIV
LANGILE	29,18	27,38	23,90	24,01	33,25	31,89	35,24	32,35		PERSONA
AZPIKON	6,53	9,06	6,67	12,24	13,76	14,40	24,14	14,74		SUBCONT
DIRULAG	0,17	0,26	0,70	0,47	0,52	0,55	0,41	0,48		SUBVENC
FUNTZIO	73,05	64,99	58,62	68,99	87,00	76,95	106,55	82,14		FUNCION
INB G L	515,50	948,93	583,86	321,98	479,89	356,71	-320,60	504,61		INV N A
INB G G	1.610,69	1.033,28	614,72	321,98	1.211,18	447,44	109,89	561,42		INV N T
INB M L	18,98	43,19	32,24	20,11	18,69	19,31	-19,12	27,04		N INV A
INB M G	59,31	47,03	33,94	20,11	47,17	24,22	6,55	30,09		N INV T
K T MEN	67,99	8,16	5,02	0,00	60,38	20,28	391,75	10,12		DEP T K
MAI MEN	0,00	0,00	0,00	42,62	20,59	1,83	0,00	0,00		DEP PRE
PRE FIS	237,26	258,43	214,55	504,64	275,58	281,03	290,85	272,87		PRE FIS
ORDENAN	36,66	37,25	37,72	45,16	45,92	43,42	43,42	43,42	43,06	ORDENAN
Z AHALM	22,72	24,29	24,24	24,93	24,79	25,02	57,56	57,79	57,60	CAP FIS
T A MEN	78,76	82,37	86,84	66,91	75,03	80,46	75,77	79,66		DEP T C
APART S	4,24	3,73	0,30	14,07	3,04	0,36	2,15	0,49		ING EXT
KOB MAI	89,72	93,17	96,24	99,53	94,88	95,35	93,84	95,87	95,88	NIV COB
GODG	75,30	35,63	35,44	51,39	46,67	31,53	42,94	3,15		RTGG
LIKIDEZ	67,27	21,28	23,19	31,30	31,69	23,18	15,96	7,55		LIQUIDE

AURREZKI GARBIA
AHORRO NETO

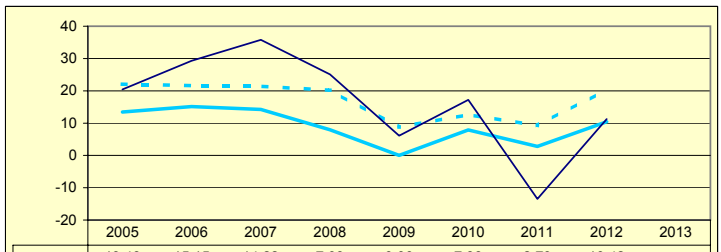

	2005	2006	2007	2008	2009	2010	2011	2012	2013
Gipuzkoa	13,43	15,15	14,22	7,93	0,00	7,88	2,79	10,42	
Multzoa	22,08	21,64	21,40	20,19	8,72	12,63	9,22	20,46	
Udala	20,44	29,30	35,78	25,10	6,13	17,21	-13,48	11,28	

LEGEZKO ZORPETZE-MAILA
NIVEL DE ENDEUDAMIENTO LEGAL

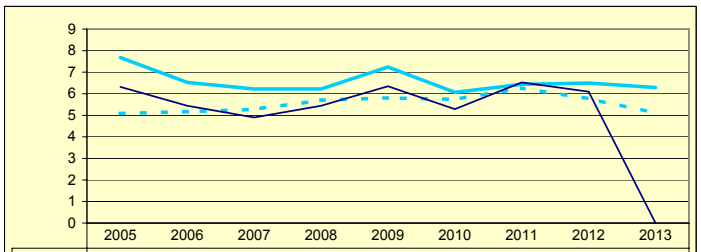

	2005	2006	2007	2008	2009	2010	2011	2012	2013
Gipuzkoa	7,68	6,53	6,22	6,22	7,24	6,07	6,44	6,50	6,29
Multzoa	5,09	5,17	5,27	5,70	5,81	5,74	6,26	5,77	5,11
Udala	6,32	5,44	4,90	5,44	6,35	5,29	6,53	6,10	0,00

ZOR BIZIA
DEUDA VIVA

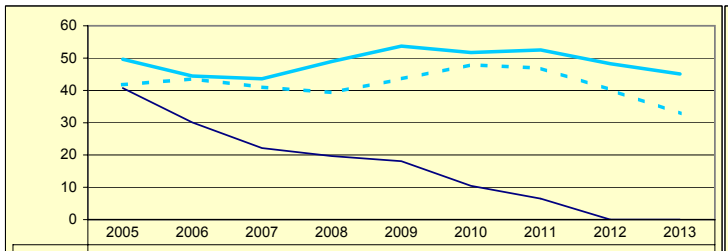

	2005	2006	2007	2008	2009	2010	2011	2012	2013
Gipuzkoa	49,65	44,43	43,59	48,96	53,71	51,71	52,52	48,25	45,09
Multzoa	41,76	43,57	41,02	39,33	43,53	47,93	46,86	40,17	32,83
Udala	40,72	30,08	22,15	19,66	18,07	10,47	6,48	0,00	0,00

INBERTSIO GARBIAK, GUZTIRA
INVERSIONES NETAS TOTALES

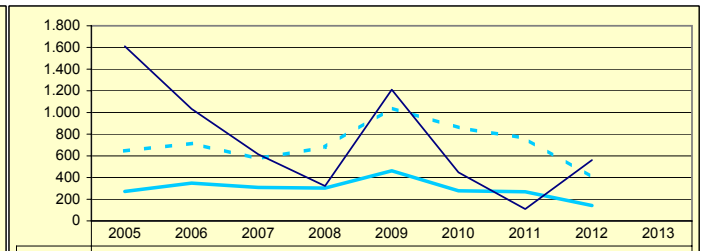

	2005	2006	2007	2008	2009	2010	2011	2012	2013
Gipuzkoa	272,34	348,41	309,34	302,50	462,68	277,65	269,39	142,22	
Multzoa	645,72	714,07	575,01	680,40	1.040,56	858,91	763,52	402,09	
Udala	1.610,69	1.033,28	614,72	321,98	1.211,18	447,44	109,89	561,42	

ORDENANTZAK
ORDENANZAS

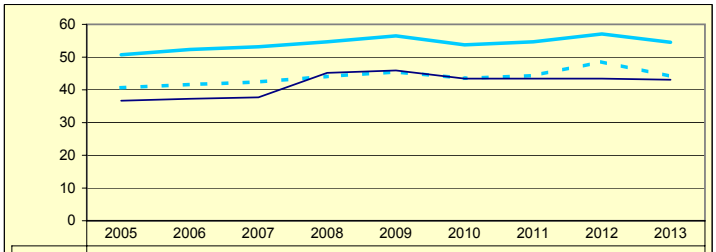

	2005	2006	2007	2008	2009	2010	2011	2012	2013
Gipuzkoa	50,71	52,30	53,14	54,67	56,48	53,72	54,67	57,06	54,50
Multzoa	40,63	41,61	42,40	44,10	45,50	43,50	44,35	48,56	44,12
Udala	36,66	37,25	37,72	45,16	45,92	43,42	43,42	43,42	43,06

ZERGA AHALMENA
CAPACIDAD FISCAL

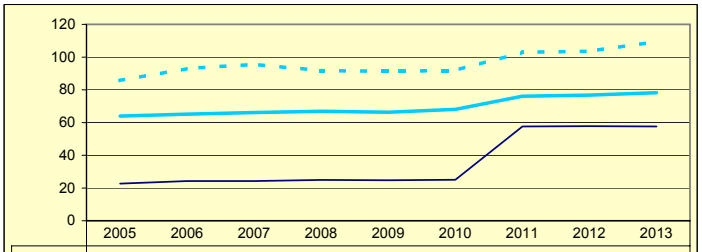

	2005	2006	2007	2008	2009	2010	2011	2012	2013
Gipuzkoa	63,97	65,12	66,14	66,92	66,29	68,08	76,07	76,80	78,21
Multzoa	85,64	93,05	95,58	91,73	91,38	91,85	102,94	103,61	109,57
Udala	22,72	24,29	24,24	24,93	24,79	25,02	57,56	57,79	57,60

Udala — Multzoa — Gipuzkoa

GAZTELU

Biztanleak: 170 habitantes

	2005	2006	2007	2008	2009	2010	2011	2012	2013	
AU GORD	-1,26	6,76	15,83	13,61	-6,81	10,69	3,68	4,71		AHO BRU
LEG ZOR	5,88	11,77	11,43	12,00	13,62	9,86	9,74	9,72	9,96	NIV END
AU GARB	-7,14	-5,00	4,40	1,61	-20,44	0,83	-6,06	-5,01		AHO NET
ZOR MUG	0,00	0,00	27,78	11,81	0,00	7,80	0,00	0,00	7,04	MAR END
ZOR BIZ	62,40	121,77	106,51	101,01	115,51	84,24	73,41	63,42	58,11	DEU VIV
LANGILE	43,19	29,77	43,39	32,21	38,39	30,07	35,15	32,47		PERSONA
AZPIKON	8,03	12,39	7,77	4,66	3,93	7,04	11,27	15,41		SUBCONT
DIRULAG	0,00	0,00	0,00	0,00	1,05	0,00	0,00	0,00		SUBVENC
FUNTZIO	101,26	93,23	84,17	86,39	105,76	89,31	96,32	95,29		FUNCION
INB G L	683,50	476,07	-584,78	562,08	68,26	-492,43	245,82	-324,96		INV N A
INB G G	2.568,01	368,92	298,51	599,25	685,26	336,30	245,82	-64,72		INV N T
INB M L	17,72	24,51	-39,81	30,20	1,95	-12,11	14,39	-18,61		N INV A
INB M G	66,60	18,99	20,32	32,20	19,59	8,27	14,39	-3,71		N INV T
K T MEN	73,38	-29,04	295,90	6,20	90,04	246,43	0,00	-402,12		DEP T K
MAI MEN	43,86	0,00	0,00	21,54	38,50	0,00	0,00	0,00		DEP PRE
PRE FIS	125,17	78,61	92,49	230,44	99,95	118,24	84,48	124,76		PRE FIS
ORDENAN	24,66	24,66	24,66	24,66	24,66	22,71	22,71	22,71	22,08	ORDENAN
Z AHALM	48,65	50,64	43,85	47,18	47,99	46,94	61,00	64,26	62,69	CAP FIS
T A MEN	87,18	89,76	89,53	76,33	88,74	84,73	68,71	86,66		DEP T C
APART S	2,51	1,92	1,52	12,24	2,70	3,33	23,80	2,80		ING EXT
KOB MAI	95,55	91,55	96,46	91,34	89,21	95,37	94,45	94,24	94,65	NIV COB
GODG	21,23	-45,62	12,48	-19,69	-31,97	10,15	-6,13	7,19		RTGG
LIKIDEZ	1,59	1,53	1,17	21,01	4,85	10,47	7,61	0,42		LIQUIDE

AURREZKI GARBIA
AHORRO NETO

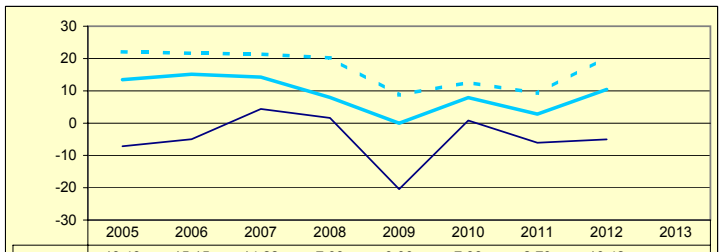

	2005	2006	2007	2008	2009	2010	2011	2012	2013
Gipuzkoa	13,43	15,15	14,22	7,93	0,00	7,88	2,79	10,42	
Multzoa	22,08	21,64	21,40	20,19	8,72	12,63	9,22	20,46	
Udala	-7,14	-5,00	4,40	1,61	-20,44	0,83	-6,06	-5,01	

LEGEZKO ZORPETZE-MAILA
NIVEL DE ENDEUDAMIENTO LEGAL

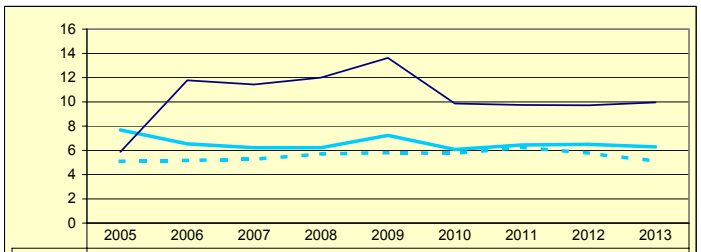

	2005	2006	2007	2008	2009	2010	2011	2012	2013
Gipuzkoa	7,68	6,53	6,22	6,22	7,24	6,07	6,44	6,50	6,29
Multzoa	5,09	5,17	5,27	5,70	5,81	5,74	6,26	5,77	5,11
Udala	5,88	11,77	11,43	12,00	13,62	9,86	9,74	9,72	9,96

ZOR BIZIA
DEUDA VIVA

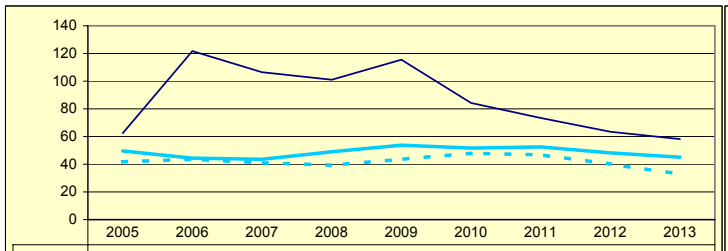

	2005	2006	2007	2008	2009	2010	2011	2012	2013
Gipuzkoa	49,65	44,43	43,59	48,96	53,71	51,71	52,52	48,25	45,09
Multzoa	41,76	43,57	41,02	39,33	43,53	47,93	46,86	40,17	32,83
Udala	62,40	121,77	106,51	101,01	115,51	84,24	73,41	63,42	58,11

INBERTSIO GARBIAK, GUZTIRA
INVERSIONES NETAS TOTALES

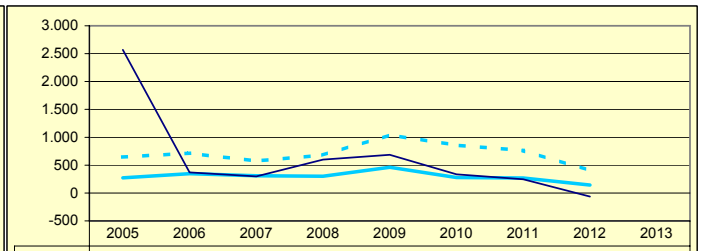

	2005	2006	2007	2008	2009	2010	2011	2012	2013
Gipuzkoa	272,34	348,41	309,34	302,50	462,68	277,65	269,39	142,22	
Multzoa	645,72	714,07	575,01	680,40	1.040,56	858,91	763,52	402,09	
Udala	2.568,01	368,92	298,51	599,25	685,26	336,30	245,82	-64,72	

ORDENANTZAK
ORDENANZAS

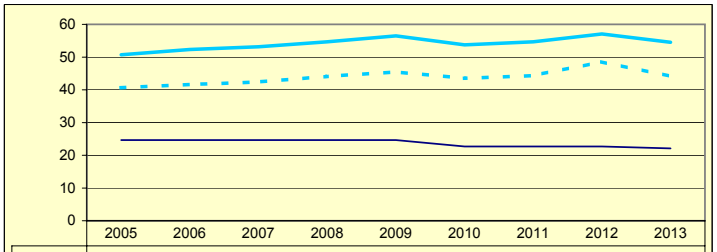

	2005	2006	2007	2008	2009	2010	2011	2012	2013
Gipuzkoa	50,71	52,30	53,14	54,67	56,48	53,72	54,67	57,06	54,50
Multzoa	40,63	41,61	42,40	44,10	45,50	43,50	44,35	48,56	44,12
Udala	24,66	24,66	24,66	24,66	24,66	22,71	22,71	22,71	22,08

ZERGA AHALMENA
CAPACIDAD FISCAL

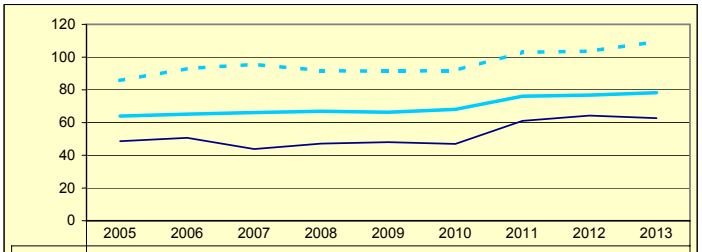

	2005	2006	2007	2008	2009	2010	2011	2012	2013
Gipuzkoa	63,97	65,12	66,14	66,92	66,29	68,08	76,07	76,80	78,21
Multzoa	85,64	93,05	95,58	91,73	91,38	91,85	102,94	103,61	109,57
Udala	48,65	50,64	43,85	47,18	47,99	46,94	61,00	64,26	62,69

Udala — Multzoa — Gipuzkoa

UdalGIDA

Aurrezki garbia

AURREZKI GARBIAREN GRAFIKOARI BURUZKO OHARRAK

Grafikoan udal guztiak irudikatu dira bakoitzaren aurrezki garbiaren arabera.

Horretarako, udal bakoitzari bi balio esleitu zaizkio: X eta Y

X= Aurrezki garbiak 2001-2012 epealdian izan duen bilakaeraren adierazlea. Adierazle hori udal bakoitzean neurtu da erregresio linealaren lerrozuzenaren maldaren bitartez.

Y= 2021ko aurrekontuaren likidazioak eman duen aurrezki garbia.

Udal bakoitza irudikatua ageri da grafikoan bi balio horiek koordenatuen ardatzekiko hartzen duten posizioaren arabera.

Grafikoan irudikatu dira bi lerro ere, ardatzak mozten dituztenak, lau koadrante sortuz. Mozketa puntuak bat datoz X eta Y balioen batez bestekoekin. Hala, udalak lau multzotan banatzen dira, zein koadrantetan ageri diren kontuan hartuz, era honetan.

- Goiko eskuineko koadrantean ageri diren udalek, 2012n, aurrezki garbia batez bestekoa baino handiagoa izan dute, eta epealdian izan duten bilakaera batez bestekoa baino hobea izan da.
- Beheko eskuineko koadrantean ageri diren udalek, 2012n, aurrezki garbia batez bestekoa baino txikiagoa izan dute, baina epealdian izan duten bilakaera batez bestekoa baino hobea izan da.
- Goiko ezkerreko koadrantean ageri diren udalek, 2012n, aurrezki garbia batez bestekoa baino handiagoa izan dute, baina epealdian izan duten bilakaera batez bestekoa baino okerragoa izan da.
- Beheko ezkerreko koadrantean ageri diren udalek, 2012n, aurrezki garbia batez bestekoa baino txikiagoa izan dute, eta epealdian izan duten bilakaera batez bestekoa baino okerragoa izan da.

NOTAS AL GRÁFICO DEL AHORRO NETO

En el gráfico aparece representado cada municipio en función de su ahorro neto.

Para ello, a cada municipio se ha asignado un par de valores: X e Y.

X= Indicador de la evolución de su ahorro neto en el periodo 2001-2012, que viene medido por la pendiente de la recta de regresión lineal correspondiente.

Y= Ahorro neto obtenido en la liquidación del presupuesto de 2012.

Cada municipio aparece representado en el gráfico en función de la posición que ocupa dicho par de valores en relación a los ejes de coordenadas.

En el gráfico se han representado asimismo dos líneas que cortan los ejes y dividen el mismo en cuatro cuadrantes. Los puntos de corte se corresponden con la media de los valores X e Y. De este modo los ayuntamientos se agrupan en cuatro categorías diferentes, en función del cuadrante en que aparecen representados, del siguiente modo:

- En el cuadrante superior derecho figuran aquellos municipios cuyo ahorro neto en 2012 ha sido superior a la media y su evolución en el periodo considerado es mejor que la media.
- En el cuadrante inferior derecho figuran aquellos municipios cuyo ahorro neto en 2012 ha sido inferior a la media pero su evolución en el periodo considerado es mejor que la media.
- En el cuadrante superior izquierdo figuran aquellos municipios cuyo ahorro neto en 2012 ha sido superior a la media pero su evolución en el periodo considerado es peor que la media.
- En el cuadrante inferior izquierdo figuran aquellos municipios cuyo ahorro neto en 2012 ha sido inferior a la media y su evolución en el periodo considerado es peor que la media.

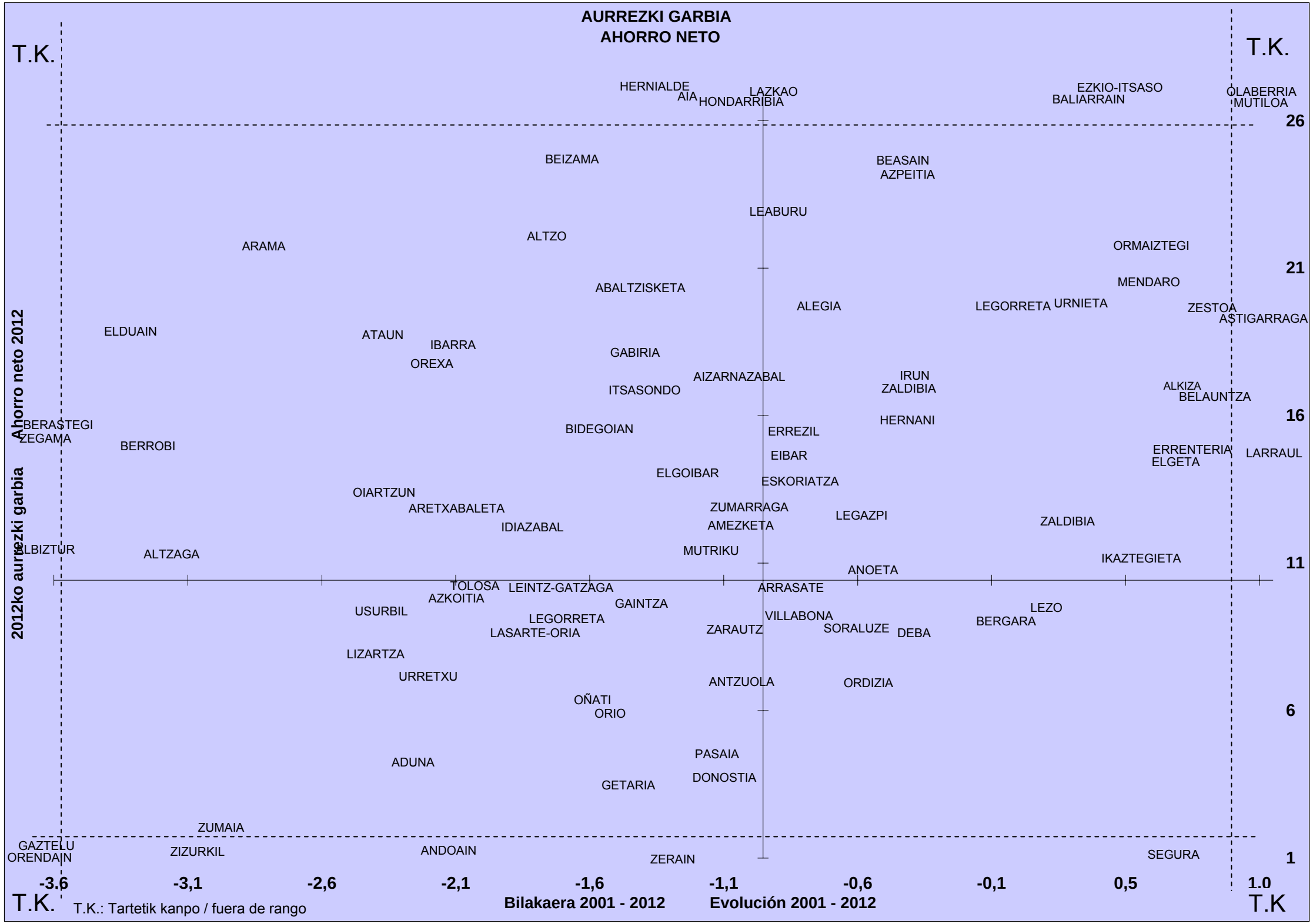
AURREZKI GARBIA
AHORRO NETO
T.K.
T.K.
HERNIALDE
AIA
LAZKAO
HONDARRIBIA
EZKIO-ITSASO
BALIARRAIN
OLABERRIA
MUTILOA
BEIZAMA
BEASAIN
AZPEITIA
LEABURU
ALTZO
ARAMA
ORMAIZTEGI
MENDARO
ABALTZISKETA
ALEGIA
LEGORRETA
URNIETA
ZESTOA
ASTIGARRAGA
ELDUAIN
ATAUN
IBARRA
OREXA
GABIRIA
AIZARNAZABAL
IRUN
ZALDIBIA
ITSASONDO
ALKIZA
BELAUNTZA
BERASTEGI
ZEGAMA
BIDEGOIAN
ERREZIL
HERNANI
BERROBI
EIBAR
ERRENTERIA
ELGETA
LARRAUL
ELGOIBAR
ESKORIATZA
OIARTZUN
ARETXABALETA
ZUMARRAGA
LEGAZPI
IDIAZABAL
AMEZKETA
ZALDIBIA
ALBIZTUR
ALTZAGA
MUTRIKU
IKAZTEGIETA
ANOETA
TOLOSA
LEINTZ-GATZAGA
ARRASATE
AZKOITIA
GAINTZA
USURBIL
LEZO
LEGORRETA
VILLABONA
BERGARA
LASARTE-ORIA
ZARAUTZ
SORALUZE
DEBA
LIZARTZA
URRETXU
ANTZUOLA
ORDIZIA
OÑATI
ORIO
PASAIA
ADUNA
DONOSTIA
GETARIA
ZUMAIA
GAZTELU
ORENDAIN
ZIZURKIL
ANDOAIN
ZERAIN
SEGURA
26
21
16
11
6
1
-3,6
-3,1
-2,6
-2,1
-1,6
-1,1
-0,6
-0,1
0,5
1.0
Ahorro neto 2012
2012ko aurrezki garbia
T.K.
T.K.: Tartetik kanpo / fuera de rango
Bilakaera 2001 - 2012
Evolución 2001 - 2012
T.K

UdalGIDA

Zor bizia
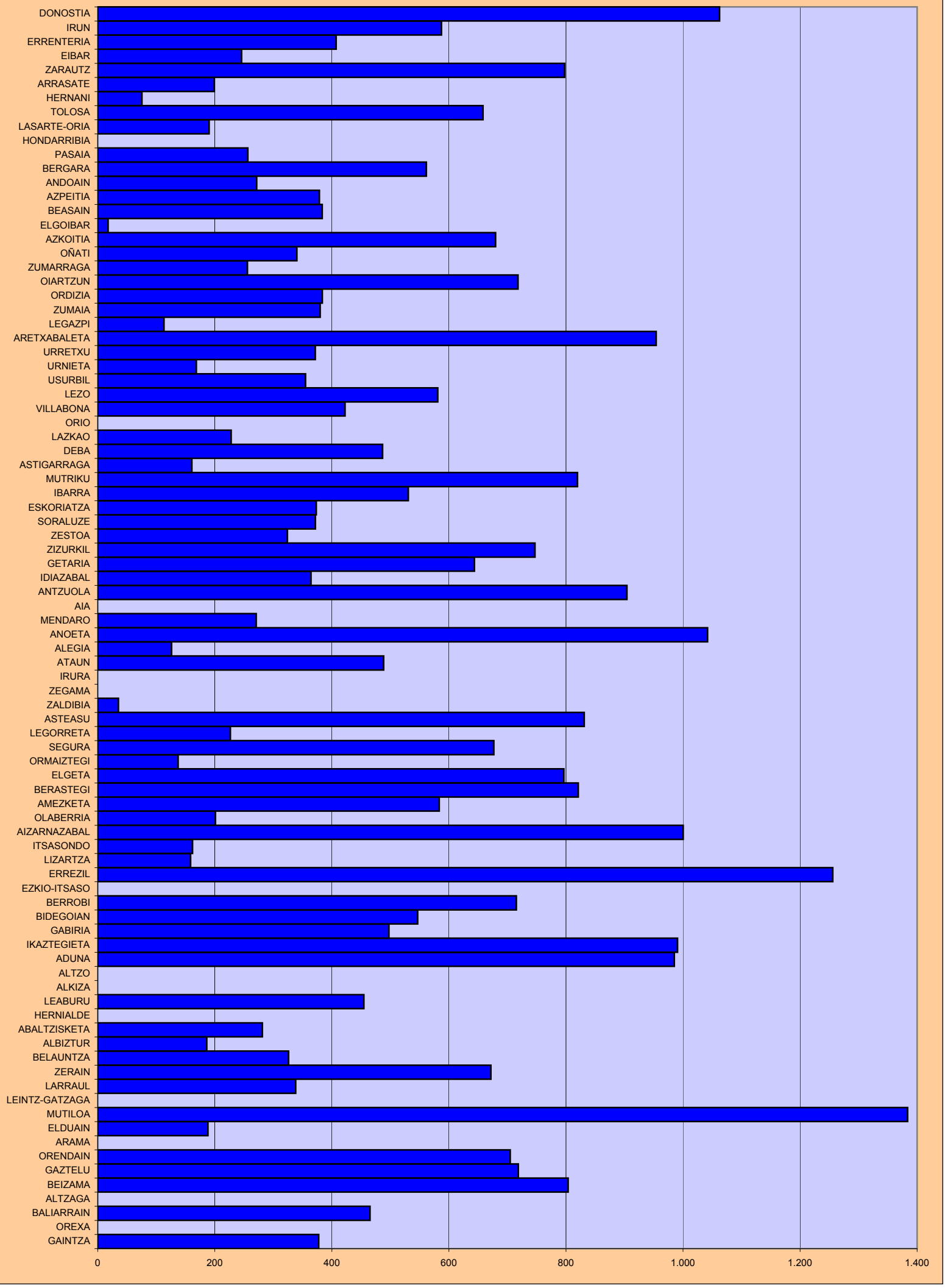
ZOR BIZIA BIZTANLEKO 2013-12-31n
DEUDA VIVA POR HABITANTE A 31-12-2013